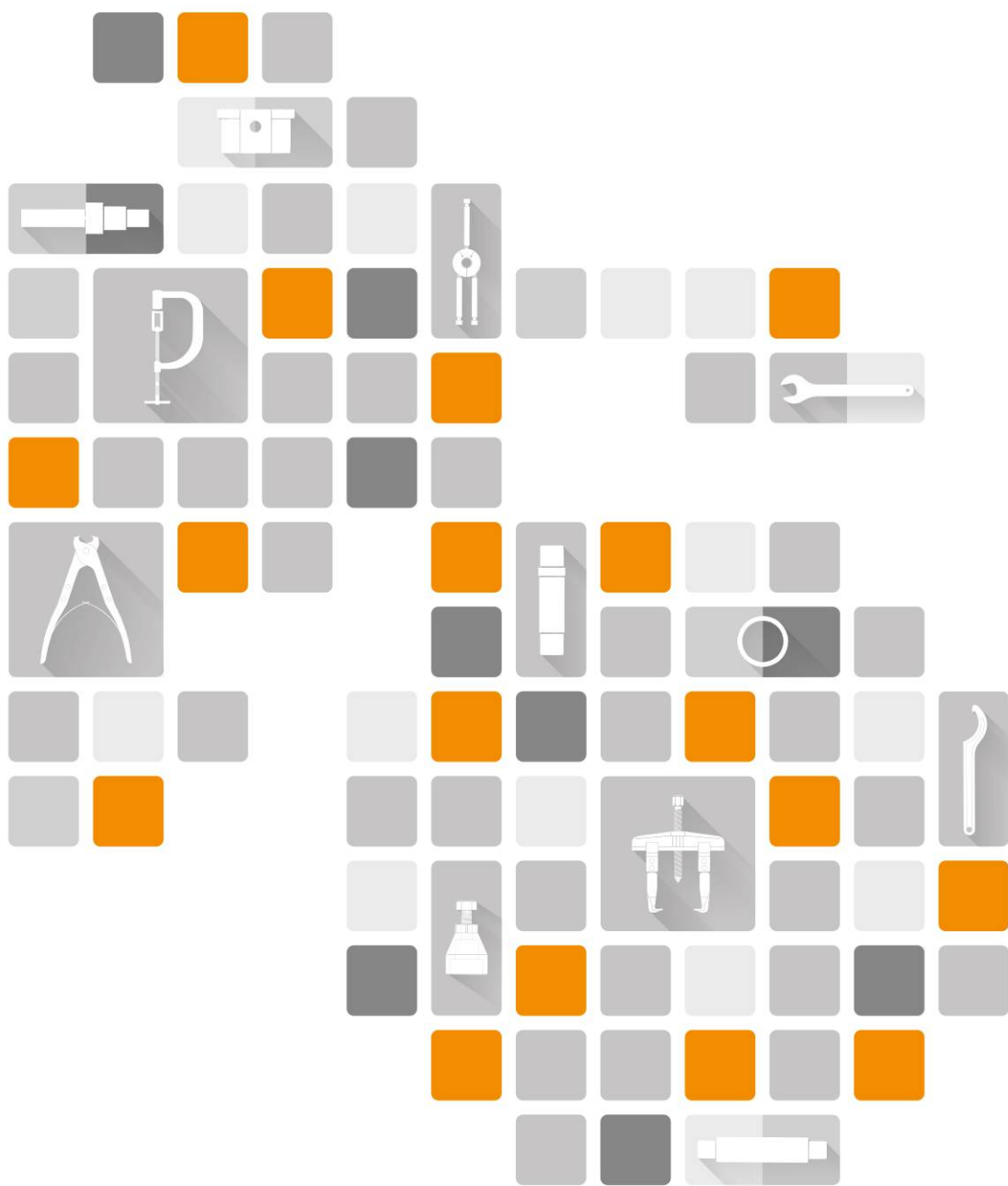


Item no. 3206267en





READY TO RACE - achieving this ambition requires suitable and tested special tools. We have therefore compiled this catalogue for you, which contains all the tools for effective and efficient service or repairs.

This catalogue shows the special tools for KTM vehicles for model years 2014 - 2020.

---

**i Info**

Tools that do not have the specifications for use are optional tools or tools for KTM vehicles before model year 2014.

---

The information contained in this catalogue was current at the time of going to print. However, minor differences due to further developments in design cannot be ruled out completely. It is planned to update the catalogue twice a year in future.

KTM Sportmotorcycle GmbH specifically reserves the right to modify or delete technical specifications, prices, colors, forms, materials, services, designs, equipment, etc., without prior notice and without specifying reasons, to adapt these to local conditions, as well as to stop production of a particular tool without prior notice. KTM accepts no liability for delivery options, deviations from figures and descriptions, misprints, and other errors.

© 2020 KTM Sportmotorcycle GmbH, Mattighofen Austria

All rights reserved

Reproduction, even in part, as well as copying of all kinds, is permitted only with the express written permission of the copyright owner.



ISO 9001(12 100 6061)

KTM applies quality assurance processes that lead to the highest possible product quality as defined in the ISO 9001 international quality management standard.

Issued by: TÜV Management Service

REG.NO. 12 100 6061

KTM Sportmotorcycle GmbH

Stallhofnerstraße 3

5230 Mattighofen, Austria



3206267en

01.12.2020


1	XC_2.....	3	19	OTHER TOOLS.....	172
	1.1 Overview .....	3		19.1 Overview .....	172
2	ELECTRICAL SYSTEM / DIAGNOSIS .....	16		19.2 Wall tool organizer overview .....	172
	2.1 Overview .....	16	20	FORK.....	178
	2.2 Wall tool organizer overview .....	28		20.1 Wall tool organizer overview .....	178
3	HV TOOL.....	30	21	SHOCK ABSORBER.....	216
	3.1 Overview .....	30		21.1 Overview .....	216
4	BLEEDER TOOL.....	34		21.2 Wall tool organizer overview .....	217
	4.1 Overview .....	34	22	PANELS & ACCESSORIES .....	241
	4.2 Wall tool organizer overview .....	34	23	Product category: KTM.....	247
5	ENGINE FIXING ARM.....	43			
	5.1 Overview .....	43			
	5.2 Wall tool organizer overview .....	44			
6	SUPPORT TOOL.....	53			
	6.1 Overview .....	53			
	6.2 Wall tool organizer overview .....	53			
7	MEASURING TOOL & SETTING GAUGE .....	68			
	7.1 Overview .....	68			
	7.2 Wall tool organizer overview .....	70			
8	EXTRACTOR TOOL .....	84			
	8.1 Overview .....	84			
	8.2 Wall tool organizer overview .....	84			
9	PROTECTING SLEEVES & PROTECTION CAPS .....	100			
	9.1 Wall tool organizer overview .....	100			
10	LIFT AND WORK STAND .....	105			
	10.1 Overview .....	105			
11	PLIERS .....	112			
	11.1 Wall tool organizer overview .....	112			
12	SPARK PLUG WRENCH.....	119			
	12.1 Wall tool organizer overview .....	119			
13	GROOVE NUT WRENCH .....	121			
	13.1 Wall tool organizer overview .....	121			
14	CRANKSHAFT PRESSING TOOL.....	124			
	14.1 Wall tool organizer overview .....	124			
15	PISTON TOOL.....	139			
	15.1 Wall tool organizer overview .....	139			
16	TRANSMISSION TOOL .....	144			
	16.1 Wall tool organizer overview .....	144			
17	VALVE AND TIMING TOOL .....	146			
	17.1 Overview .....	146			
	17.2 Wall tool organizer overview .....	146			
18	PRESSING TOOL .....	156			
	18.1 Wall tool organizer overview .....	156			

## 1.1 Overview




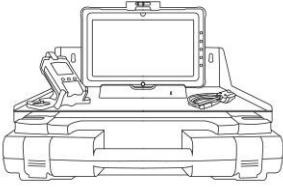
- USB cable (00029094031) (🔍 p. 3)
- Diagnostics adapter cable (00029094033) (🔍 p. 3)
- XC\_2 (00029XC2) (🔍 p. 4)
- Diagnostics tablet (00029XC2001) (🔍 p. 4)
- Hand strap (00029XC2002) (🔍 p. 5)
- Battery charger (00029XC2003) (🔍 p. 6)
- VCI (00029XC2004) (🔍 p. 7)
- VCI attachment (00029XC2005) (🔍 p. 8)
- Protective film (00029XC2006) (🔍 p. 9)
- Diagnostics cable extension (00029XC2007) (🔍 p. 9)
- USB cable (00029XC2008) (🔍 p. 10)
- 12-V power supply cable (00029XC2009) (🔍 p. 11)
- RideRecorder trigger (00029XC2010) (🔍 p. 12)
- Case (00029XC2011) (🔍 p. 12)
- Docking station (00029XC2012) (🔍 p. 13)
- Wall attachment (00029XC2013) (🔍 p. 14)
- Battery (00029XC2014) (🔍 p. 14)
- Input stylus (00029XC2015) (🔍 p. 15)
- Diagnostics adapter cable (70029069000) (🔍 p. 15)

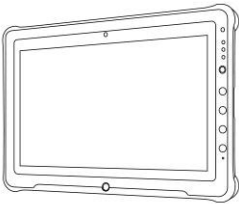
### 00029094031 USB cable

  00029094031	Description/example of use		
	USB cable type A to type A, for flashing the combination instrument		
Technical data		for use with	
Length approx.: 3 m (10 ft)		00029XC2	
Color: Orange			
used with model			
1290 Super Adventure S 2017			
1290 Super Adventure S 2018			
1290 Super Adventure R 2017			
1290 Super Adventure R 2018			
Service	<input checked="" type="checkbox"/>	Repair	<input type="checkbox"/>
		optional	<input type="checkbox"/>

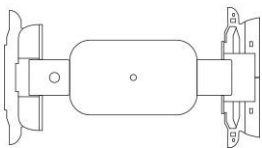
### 00029094033 Diagnostics adapter cable

  00029094033	Description/example of use		
	Diagnostics adapter cable for connecting a standardized VCI (Pass Thru) with OBD connector		
Technical data		for use with	
Length approx.: 25.8 cm (10.16 in)		00029XC2	
used with model			
Mini MX Electro			
Travel Small			
890 Duke R			
1290 Super Duke R 2020			
Service	<input checked="" type="checkbox"/>	Repair	<input type="checkbox"/>
		optional	<input type="checkbox"/>

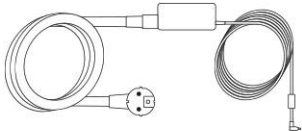
00029XC2 XC_2			
 <p>00029XC2</p>	<p>Description/example of use</p> <p>XC_2 professional workshop information and diagnostics system as a set</p>		
	<p>used with model</p> <p>Mini MX Electro</p> <p>MX1 4 stroke</p> <p>MX2 4 stroke</p> <p>Enduro E1 4 stroke</p> <p>150 EXC</p> <p>250 EXC TPI EU 2018</p> <p>250 EXC 2019</p> <p>250 EXC 2020</p> <p>250 EXC Six Days 2018</p> <p>250 EXC Six Days 2019</p> <p>250 EXC Six Days 2020</p> <p>Enduro E2 4 stroke</p> <p>300 EXC TPI EU 2018</p> <p>300 EXC TPI EU 2019</p> <p>300 EXC TPI EU 2020</p> <p>300 EXC TPI ERZBERGRODEO EU 2020</p> <p>300 EXC Six Days 2018</p> <p>300 EXC Six Days 2019</p> <p>300 EXC Six Days 2020</p> <p>Enduro E3 4 stroke</p> <p>Rally</p> <p>Freeride Dual Sport 4 stroke</p> <p>Freeride E-Ride</p> <p>150 XC-W 2020</p> <p>Cross Country E1 4 stroke</p> <p>250 XC-W TPI US 2018</p> <p>250 XC-W 2019</p> <p>250 XC-W 2020</p> <p>250 XC 2020</p> <p>Cross Country E2 4 stroke</p> <p>300 XC 2020</p> <p>300 XC-W 2019</p> <p>300 XC-W 2020</p> <p>300 XC-W Six Days 2019</p> <p>300 XC-W Six Days 2020</p> <p>Cross Country E3 4 stroke</p> <p>Street</p>	<p>matching tools / articles are</p> <p>00029XC2001 (Scope of supply)</p> <p>00029XC2002 (Scope of supply)</p> <p>00029XC2003 (Scope of supply)</p> <p>00029XC2004 (Scope of supply)</p> <p>00029XC2005 (Scope of supply)</p> <p>00029XC2007 (Scope of supply)</p> <p>00029XC2008 (Scope of supply)</p> <p>00029XC2009 (Scope of supply)</p> <p>00029XC2010 (Scope of supply)</p> <p>00029XC2011 (Scope of supply)</p> <p>00029XC2012 (Scope of supply)</p> <p>00029XC2013 (Scope of supply)</p> <p>00029XC2014 (Scope of supply)</p> <p>00029XC2015 (Scope of supply)</p> <p>00029094031</p> <p>00029094033</p> <p>70029069000</p>	
	<p>Service <input checked="" type="checkbox"/></p>	<p>Repair <input type="checkbox"/></p>	<p>optional <input type="checkbox"/></p>

00029XC2001 Diagnostics tablet	
 <p>00029XC2001</p>	<p>Description/example of use</p> <p>Getac F110 diagnostics tablet with software for vehicle diagnostics</p> <p style="text-align: right;">for use with</p> <p style="text-align: right;">00029XC2</p> <p>used with model</p> <p>Mini MX Electro</p> <p>MX1 4 stroke</p> <p>MX2 4 stroke</p> <p>Enduro E1 4 stroke</p>

00029XC2001 Diagnostics tablet	
	150 EXC 250 EXC TPI EU 2018 250 EXC 2019 250 EXC 2020 250 EXC Six Days 2018 250 EXC Six Days 2019 250 EXC Six Days 2020 Enduro E2 4 stroke 300 EXC TPI EU 2018 300 EXC TPI EU 2019 300 EXC TPI EU 2020 300 EXC TPI ERZBERGRODEO EU 2020 300 EXC Six Days 2018 300 EXC Six Days 2019 300 EXC Six Days 2020 Enduro E3 4 stroke Rally Freeride Dual Sport 4 stroke Freeride E-Ride 150 XC-W 2020 Cross Country E1 4 stroke 250 XC-W TPI US 2018 250 XC-W 2019 250 XC-W 2020 250 XC 2020 Cross Country E2 4 stroke 300 XC 2020 300 XC-W 2019 300 XC-W 2020 300 XC-W Six Days 2019 300 XC-W Six Days 2020 Cross Country E3 4 stroke Street
	Spare parts


00029XC2002 Hand strap	
 <p>00029XC2002</p>	<p>Description/example of use</p> <p>Handle for diagnostics tablet</p> <p>for use with 00029XC2</p> <p>used with model</p> <p>Mini MX Electro                      MX1 4 stroke                      MX2 4 stroke                      Enduro E1 4 stroke                      150 EXC                      250 EXC TPI EU 2018                      250 EXC 2019                      250 EXC 2020                      250 EXC Six Days 2018                      250 EXC Six Days 2019                      250 EXC Six Days 2020                      Enduro E2 4 stroke</p>

00029XC2002 Hand strap	
	300 EXC TPI EU 2018 300 EXC TPI EU 2019 300 EXC TPI EU 2020 300 EXC TPI ERZBERGRODEO EU 2020 300 EXC Six Days 2018 300 EXC Six Days 2019 300 EXC Six Days 2020 Enduro E3 4 stroke Rally Freeride Dual Sport 4 stroke Freeride E-Ride 150 XC-W 2020 Cross Country E1 4 stroke 250 XC-W TPI US 2018 250 XC-W 2019 250 XC-W 2020 250 XC 2020 Cross Country E2 4 stroke 300 XC 2020 300 XC-W 2019 300 XC-W 2020 300 XC-W Six Days 2019 300 XC-W Six Days 2020 Cross Country E3 4 stroke Street Spare parts

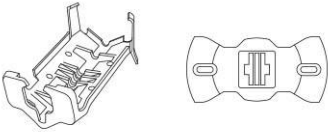
00029XC2003 Battery charger	
 <p>00029XC2003</p>	<p>Description/example of use</p> <p>Battery charger and power supply unit for Getac F110 diagnostics tablet for use with 00029XC2</p> <p>used with model</p> <p>Mini MX Electro                      MX1 4 stroke                      MX2 4 stroke                      Enduro E1 4 stroke                      150 EXC                      250 EXC TPI EU 2018                      250 EXC 2019                      250 EXC 2020                      250 EXC Six Days 2018                      250 EXC Six Days 2019                      250 EXC Six Days 2020                      Enduro E2 4 stroke                      300 EXC TPI EU 2018                      300 EXC TPI EU 2019                      300 EXC TPI EU 2020                      300 EXC TPI ERZBERGRODEO EU 2020                      300 EXC Six Days 2018                      300 EXC Six Days 2019                      300 EXC Six Days 2020                      Enduro E3 4 stroke</p>




00029XC2003 Battery charger	
	Rally Freeride Dual Sport 4 stroke Freeride E-Ride 150 XC-W 2020 Cross Country E1 4 stroke 250 XC-W TPI US 2018 250 XC-W 2019 250 XC-W 2020 250 XC 2020 Cross Country E2 4 stroke 300 XC 2020 300 XC-W 2019 300 XC-W 2020 300 XC-W Six Days 2019 300 XC-W Six Days 2020 Cross Country E3 4 stroke Street
	Spare parts

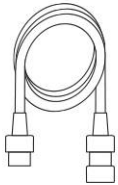
00029XC2004 VCI	
 <p>00029XC2004</p>	<p>Description/example of use</p> <p>The Vehicle Communication Interface (VCI) is connected to the diagnostics connector of the vehicle and the diagnostics tablet</p> <p style="text-align: right;">for use with 00029XC2</p> <p>used with model</p> Mini MX Electro MX1 4 stroke MX2 4 stroke Enduro E1 4 stroke 150 EXC 250 EXC TPI EU 2018 250 EXC 2019 250 EXC 2020 250 EXC Six Days 2018 250 EXC Six Days 2019 250 EXC Six Days 2020 Enduro E2 4 stroke 300 EXC TPI EU 2018 300 EXC TPI EU 2019 300 EXC TPI EU 2020 300 EXC TPI ERZBERGRODEO EU 2020 300 EXC Six Days 2018 300 EXC Six Days 2019 300 EXC Six Days 2020 Enduro E3 4 stroke Rally Freeride Dual Sport 4 stroke Freeride E-Ride 150 XC-W 2020 Cross Country E1 4 stroke 250 XC-W TPI US 2018 250 XC-W 2019

00029XC2004 VCI	
	250 XC-W 2020 250 XC 2020 Cross Country E2 4 stroke 300 XC 2020 300 XC-W 2019 300 XC-W 2020 300 XC-W Six Days 2019 300 XC-W Six Days 2020 Cross Country E3 4 stroke Street
	Spare parts


00029XC2005 VCI attachment	
 <p>00029XC2005</p>	<p>Description/example of use</p> <p>Attachment for the VCI including an attachment for the fuel tank for use with 00029XC2</p> <p>used with model</p> <ul style="list-style-type: none"> <li>Mini MX Electro</li> <li>MX1 4 stroke</li> <li>MX2 4 stroke</li> <li>Enduro E1 4 stroke</li> <li>150 EXC</li> <li>250 EXC TPI EU 2018</li> <li>250 EXC 2019</li> <li>250 EXC 2020</li> <li>250 EXC Six Days 2018</li> <li>250 EXC Six Days 2019</li> <li>250 EXC Six Days 2020</li> <li>Enduro E2 4 stroke</li> <li>300 EXC TPI EU 2018</li> <li>300 EXC TPI EU 2019</li> <li>300 EXC TPI EU 2020</li> <li>300 EXC TPI ERZBERGRODEO EU 2020</li> <li>300 EXC Six Days 2018</li> <li>300 EXC Six Days 2019</li> <li>300 EXC Six Days 2020</li> <li>Enduro E3 4 stroke</li> <li>Rally</li> <li>Freeride Dual Sport 4 stroke</li> <li>Freeride E-Ride</li> <li>150 XC-W 2020</li> <li>Cross Country E1 4 stroke</li> <li>250 XC-W TPI US 2018</li> <li>250 XC-W 2019</li> <li>250 XC-W 2020</li> <li>250 XC 2020</li> <li>Cross Country E2 4 stroke</li> <li>300 XC 2020</li> <li>300 XC-W 2019</li> <li>300 XC-W 2020</li> <li>300 XC-W Six Days 2019</li> </ul>


00029XC2005 VCI attachment	
	300 XC-W Six Days 2020 Cross Country E3 4 stroke Street
	Spare parts

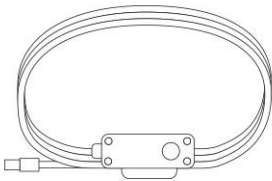
00029XC2006 Protective film						
 <p>00029XC2006</p>	<p>Description/example of use</p> <p>Protective film for the touchscreen of the Getac F110 diagnostics tablet</p>					
	<table border="1"> <tr> <td>Service</td> <td><input type="checkbox"/></td> <td>Repair</td> <td><input type="checkbox"/></td> <td>optional</td> <td><input checked="" type="checkbox"/></td> </tr> </table>	Service	<input type="checkbox"/>	Repair	<input type="checkbox"/>	optional
Service	<input type="checkbox"/>	Repair	<input type="checkbox"/>	optional	<input checked="" type="checkbox"/>	


00029XC2007 Diagnostics cable extension	
 <p>00029XC2007</p>	<p>Description/example of use</p> <p>Extension cables between VCI and diagnostic connector on the vehicle</p> <p>Technical data <span style="float: right;">for use with</span></p> <p>Length approx.: 1.15 m (3.77 ft) <span style="float: right;">00029XC2</span></p> <p>used with model</p> <p>Mini MX Electro</p> <p>MX1 4 stroke</p> <p>MX2 4 stroke</p> <p>Enduro E1 4 stroke</p> <p>150 EXC</p> <p>250 EXC TPI EU 2018</p> <p>250 EXC 2019</p> <p>250 EXC 2020</p> <p>250 EXC Six Days 2018</p> <p>250 EXC Six Days 2019</p> <p>250 EXC Six Days 2020</p> <p>Enduro E2 4 stroke</p> <p>300 EXC TPI EU 2018</p> <p>300 EXC TPI EU 2019</p> <p>300 EXC TPI EU 2020</p> <p>300 EXC TPI ERZBERGRODEO EU 2020</p> <p>300 EXC Six Days 2018</p> <p>300 EXC Six Days 2019</p> <p>300 EXC Six Days 2020</p> <p>Enduro E3 4 stroke</p> <p>Rally</p> <p>Freeride Dual Sport 4 stroke</p> <p>Freeride E-Ride</p> <p>150 XC-W 2020</p> <p>Cross Country E1 4 stroke</p> <p>250 XC-W TPI US 2018</p> <p>250 XC-W 2019</p> <p>250 XC-W 2020</p> <p>250 XC 2020</p> <p>Cross Country E2 4 stroke</p> <p>300 XC 2020</p> <p>300 XC-W 2019</p>

00029XC2007 Diagnostics cable extension	
	300 XC-W 2020 300 XC-W Six Days 2019 300 XC-W Six Days 2020 Cross Country E3 4 stroke Street
	Spare parts


00029XC2008 USB cable	
 <p>00029XC2008</p>	<p>Description/example of use                      USB cable type A to ODU MINI-SNAP Series L (diagnostics tablet to VCI)</p> <p>Technical data <span style="float: right;">for use with</span>                      Length approx.: 5 m (16 ft) <span style="float: right;">00029XC2</span>                      used with model</p> <p>Mini MX Electro                      MX1 4 stroke                      MX2 4 stroke                      Enduro E1 4 stroke                      150 EXC                      250 EXC TPI EU 2018                      250 EXC 2019                      250 EXC 2020                      250 EXC Six Days 2018                      250 EXC Six Days 2019                      250 EXC Six Days 2020                      Enduro E2 4 stroke                      300 EXC TPI EU 2018                      300 EXC TPI EU 2019                      300 EXC TPI EU 2020                      300 EXC TPI ERZBERGRODEO EU 2020                      300 EXC Six Days 2018                      300 EXC Six Days 2019                      300 EXC Six Days 2020                      Enduro E3 4 stroke                      Rally                      Freeride Dual Sport 4 stroke                      Freeride E-Ride                      150 XC-W 2020                      Cross Country E1 4 stroke                      250 XC-W TPI US 2018                      250 XC-W 2019                      250 XC-W 2020                      250 XC 2020                      Cross Country E2 4 stroke                      300 XC 2020                      300 XC-W 2019                      300 XC-W 2020                      300 XC-W Six Days 2019                      300 XC-W Six Days 2020                      Cross Country E3 4 stroke                      Street</p>
	Spare parts

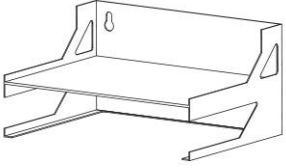
00029XC2009 12-V power supply cable	
 <p>00029XC2009</p>	<p>Description/example of use</p> <p>External power supply for the VCI for vehicles without 12-V battery and for flashing of specific control units</p> <p style="text-align: right;">for use with 00029XC2</p> <p>used with model</p> <p>Mini MX Electro</p> <p>MX1 4 stroke</p> <p>MX2 4 stroke</p> <p>Enduro E1 4 stroke</p> <p>150 EXC</p> <p>250 EXC TPI EU 2018</p> <p>250 EXC 2019</p> <p>250 EXC 2020</p> <p>250 EXC Six Days 2018</p> <p>250 EXC Six Days 2019</p> <p>250 EXC Six Days 2020</p> <p>Enduro E2 4 stroke</p> <p>300 EXC TPI EU 2018</p> <p>300 EXC TPI EU 2019</p> <p>300 EXC TPI EU 2020</p> <p>300 EXC TPI ERZBERGRODEO EU 2020</p> <p>300 EXC Six Days 2018</p> <p>300 EXC Six Days 2019</p> <p>300 EXC Six Days 2020</p> <p>Enduro E3 4 stroke</p> <p>Rally</p> <p>Freeride Dual Sport 4 stroke</p> <p>Freeride E-Ride</p> <p>150 XC-W 2020</p> <p>Cross Country E1 4 stroke</p> <p>250 XC-W TPI US 2018</p> <p>250 XC-W 2019</p> <p>250 XC-W 2020</p> <p>250 XC 2020</p> <p>Cross Country E2 4 stroke</p> <p>300 XC 2020</p> <p>300 XC-W 2019</p> <p>300 XC-W 2020</p> <p>300 XC-W Six Days 2019</p> <p>300 XC-W Six Days 2020</p> <p>Cross Country E3 4 stroke</p> <p>Street</p>
	Spare parts


00029XC2010 RideRecorder trigger	
 <p>00029XC2010</p>	<p>Description/example of use</p> <p>Tip switch for triggering a marker while recording measurement data for use with 00029XC2</p> <p>used with model</p> <p>Mini MX Electro MX1 4 stroke MX2 4 stroke Enduro E1 4 stroke 150 EXC 250 EXC TPI EU 2018 250 EXC 2019 250 EXC 2020 250 EXC Six Days 2018 250 EXC Six Days 2019 250 EXC Six Days 2020 Enduro E2 4 stroke 300 EXC TPI EU 2018 300 EXC TPI EU 2019 300 EXC TPI EU 2020 300 EXC TPI ERZBERGRODEO EU 2020 300 EXC Six Days 2018 300 EXC Six Days 2019 300 EXC Six Days 2020 Enduro E3 4 stroke Rally Freeride Dual Sport 4 stroke Freeride E-Ride 150 XC-W 2020 Cross Country E1 4 stroke 250 XC-W TPI US 2018 250 XC-W 2019 250 XC-W 2020 250 XC 2020 Cross Country E2 4 stroke 300 XC 2020 300 XC-W 2019 300 XC-W 2020 300 XC-W Six Days 2019 300 XC-W Six Days 2020 Cross Country E3 4 stroke Street</p>
Spare parts	

00029XC2011 Case	
 <p>00029XC2011</p>	<p>Description/example of use</p> <p>Case including inlay for storing the VCI and all cables and adapters for diagnosis for use with 00029XC2</p> <p>used with model</p> <p>Mini MX Electro MX1 4 stroke MX2 4 stroke</p>

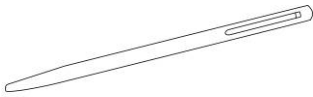
00029XC2011 Case	
	Enduro E1 4 stroke 150 EXC 250 EXC TPI EU 2018 250 EXC 2019 250 EXC 2020 250 EXC Six Days 2018 250 EXC Six Days 2019 250 EXC Six Days 2020 Enduro E2 4 stroke 300 EXC TPI EU 2018 300 EXC TPI EU 2019 300 EXC TPI EU 2020 300 EXC TPI ERZBERGRODEO EU 2020 300 EXC Six Days 2018 300 EXC Six Days 2019 300 EXC Six Days 2020 Enduro E3 4 stroke Rally Freeride Dual Sport 4 stroke Freeride E-Ride 150 XC-W 2020 Cross Country E1 4 stroke 250 XC-W TPI US 2018 250 XC-W 2019 250 XC-W 2020 250 XC 2020 Cross Country E2 4 stroke 300 XC 2020 300 XC-W 2019 300 XC-W 2020 300 XC-W Six Days 2019 300 XC-W Six Days 2020 Cross Country E3 4 stroke Street
	Spare parts

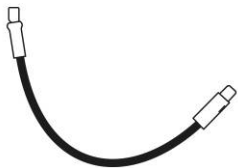
00029XC2012 Docking station	
 <p>00029XC2012</p>	Description/example of use Docking station for the Getac F110 diagnostics tablet for use with 00029XC2
	Spare parts

00029XC2013 Wall attachment	
 <p>00029XC2013</p>	<p>Description/example of use</p> <p>Device for securing on the wall</p> <p style="text-align: right;">for use with 00029XC2</p>
Spare parts	

00029XC2014 Battery	
 <p>00029XC2014</p>	<p>Description/example of use</p> <p>Battery for the Getac F110 diagnostics tablet</p> <p style="text-align: right;">for use with 00029XC2</p> <p>used with model</p> <ul style="list-style-type: none"> <li>Mini MX Electro</li> <li>MX1 4 stroke</li> <li>MX2 4 stroke</li> <li>Enduro E1 4 stroke</li> <li>150 EXC</li> <li>250 EXC TPI EU 2018</li> <li>250 EXC 2019</li> <li>250 EXC 2020</li> <li>250 EXC Six Days 2018</li> <li>250 EXC Six Days 2019</li> <li>250 EXC Six Days 2020</li> <li>Enduro E2 4 stroke</li> <li>300 EXC TPI EU 2018</li> <li>300 EXC TPI EU 2019</li> <li>300 EXC TPI EU 2020</li> <li>300 EXC TPI ERZBERGRODEO EU 2020</li> <li>300 EXC Six Days 2018</li> <li>300 EXC Six Days 2019</li> <li>300 EXC Six Days 2020</li> <li>Enduro E3 4 stroke</li> <li>Rally</li> <li>Freeride Dual Sport 4 stroke</li> <li>Freeride E-Ride</li> <li>150 XC-W 2020</li> <li>Cross Country E1 4 stroke</li> <li>250 XC-W TPI US 2018</li> <li>250 XC-W 2019</li> <li>250 XC-W 2020</li> <li>250 XC 2020</li> <li>Cross Country E2 4 stroke</li> <li>300 XC 2020</li> <li>300 XC-W 2019</li> <li>300 XC-W 2020</li> <li>300 XC-W Six Days 2019</li> <li>300 XC-W Six Days 2020</li> <li>Cross Country E3 4 stroke</li> <li>Street</li> </ul>
Spare parts	




00029XC2015 Input stylus	
 00029XC2015	Description/example of use Stylus for input via the touch screen of the Getac F110 diagnostics tablet for use with 00029XC2  used with model Mini MX Electro MX1 4 stroke MX2 4 stroke Enduro E1 4 stroke 150 EXC 250 EXC TPI EU 2018 250 EXC 2019 250 EXC 2020 250 EXC Six Days 2018 250 EXC Six Days 2019 250 EXC Six Days 2020 Enduro E2 4 stroke 300 EXC TPI EU 2018 300 EXC TPI EU 2019 300 EXC TPI EU 2020 300 EXC TPI ERZBERGRODEO EU 2020 300 EXC Six Days 2018 300 EXC Six Days 2019 300 EXC Six Days 2020 Enduro E3 4 stroke Rally Freeride Dual Sport 4 stroke Freeride E-Ride 150 XC-W 2020 Cross Country E1 4 stroke 250 XC-W TPI US 2018 250 XC-W 2019 250 XC-W 2020 250 XC 2020 Cross Country E2 4 stroke 300 XC 2020 300 XC-W 2019 300 XC-W 2020 300 XC-W Six Days 2019 300 XC-W Six Days 2020 Cross Country E3 4 stroke Street Spare parts

70029069000 Diagnostics adapter cable	
 70029069000	Description/example of use Diagnostics adapter cable for connection to the PowerPack HV Technical data Length approx.: 35 cm (13.8 in) used with model Freeride E-Ride Supermoto E-Ride for use with 00029XC2  Service <input checked="" type="checkbox"/> Repair <input type="checkbox"/> optional <input type="checkbox"/>

## 2.1 Overview

M01916-01


Break-out box (00029095001) (🔊 p. 16)
Adapter and templates LC8 & RC8 (00029095002) (🔊 p. 19)
Adapter and template EFI (00029095003) (🔊 p. 20)
Adapter and template LC4 EPT (00029095004) (🔊 p. 20)
Adapter and template LC125 (00029095009) (🔊 p. 21)
Adapter and template KHRS (00029095010) (🔊 p. 22)
Adapter and template KHR4 (00029095011) (🔊 p. 22)
Adapter and template KRSZ (00029095012) (🔊 p. 23)
Adapter and template M3C (00029095013) (🔊 p. 25)
Adapter and template ME 17 (00029095014) (🔊 p. 25)
Adapter and template KTKS (00029095015) (🔊 p. 25)
EU battery charger <b>XCharge-professional</b> (00029095050) (🔊 p. 26)
US battery charger <b>XCharge-professional</b> (00029095051) (🔊 p. 26)
UK battery charger <b>XCharge-professional</b> (00029095052) (🔊 p. 27)
Digital voltage regulator (70029014000) (🔊 p. 27)
AVL DiTEST HV Safety 2000 (70029068000) (🔊 p. 28)


00029095001 Break-out box																																																											
 <p>00029095001</p>	<p>Description/example of use</p> <p>Box with connector board (without adapter and templates) for performing various electrical measurements on the wiring harness</p> <table border="0"> <thead> <tr> <th>used with model</th> <th>matching tools / articles are</th> </tr> </thead> <tbody> <tr><td>350 SX-F 2016</td><td>00029095002</td></tr> <tr><td>350 SX-F 2017</td><td>00029095003</td></tr> <tr><td>350 SX-F 2018</td><td>00029095004</td></tr> <tr><td>350 SX-F 2019</td><td>00029095009</td></tr> <tr><td>350 SX-F 2020</td><td>00029095010</td></tr> <tr><td>450 SX-F Factory Edition US 2015</td><td>00029095011</td></tr> <tr><td>450 SX-F 2016</td><td>00029095012</td></tr> <tr><td>450 SX-F 2017</td><td>00029095013</td></tr> <tr><td>450 SX-F 2018</td><td>00029095014</td></tr> <tr><td>450 SX-F 2019</td><td>00029095015</td></tr> <tr><td>450 SX-F 2020</td><td></td></tr> <tr><td>250 SX-F Factory Edition US 2015</td><td></td></tr> <tr><td>250 SX-F 2016</td><td></td></tr> <tr><td>250 SX-F 2017</td><td></td></tr> <tr><td>250 SX-F 2018</td><td></td></tr> <tr><td>250 SX-F 2019</td><td></td></tr> <tr><td>250 SX-F 2020</td><td></td></tr> <tr><td>250 EXC-F 2017</td><td></td></tr> <tr><td>250 EXC-F 2018</td><td></td></tr> <tr><td>250 EXC-F 2019</td><td></td></tr> <tr><td>250 EXC-F 2020</td><td></td></tr> <tr><td>250 EXC-F Six Days 2017</td><td></td></tr> <tr><td>250 EXC-F Six Days 2018</td><td></td></tr> <tr><td>250 EXC-F Six Days 2019</td><td></td></tr> <tr><td>250 EXC-F Six Days 2020</td><td></td></tr> <tr><td>150 EXC</td><td></td></tr> <tr><td>250 EXC TPI EU 2018</td><td></td></tr> <tr><td>250 EXC 2019</td><td></td></tr> </tbody> </table>	used with model	matching tools / articles are	350 SX-F 2016	00029095002	350 SX-F 2017	00029095003	350 SX-F 2018	00029095004	350 SX-F 2019	00029095009	350 SX-F 2020	00029095010	450 SX-F Factory Edition US 2015	00029095011	450 SX-F 2016	00029095012	450 SX-F 2017	00029095013	450 SX-F 2018	00029095014	450 SX-F 2019	00029095015	450 SX-F 2020		250 SX-F Factory Edition US 2015		250 SX-F 2016		250 SX-F 2017		250 SX-F 2018		250 SX-F 2019		250 SX-F 2020		250 EXC-F 2017		250 EXC-F 2018		250 EXC-F 2019		250 EXC-F 2020		250 EXC-F Six Days 2017		250 EXC-F Six Days 2018		250 EXC-F Six Days 2019		250 EXC-F Six Days 2020		150 EXC		250 EXC TPI EU 2018		250 EXC 2019	
used with model	matching tools / articles are																																																										
350 SX-F 2016	00029095002																																																										
350 SX-F 2017	00029095003																																																										
350 SX-F 2018	00029095004																																																										
350 SX-F 2019	00029095009																																																										
350 SX-F 2020	00029095010																																																										
450 SX-F Factory Edition US 2015	00029095011																																																										
450 SX-F 2016	00029095012																																																										
450 SX-F 2017	00029095013																																																										
450 SX-F 2018	00029095014																																																										
450 SX-F 2019	00029095015																																																										
450 SX-F 2020																																																											
250 SX-F Factory Edition US 2015																																																											
250 SX-F 2016																																																											
250 SX-F 2017																																																											
250 SX-F 2018																																																											
250 SX-F 2019																																																											
250 SX-F 2020																																																											
250 EXC-F 2017																																																											
250 EXC-F 2018																																																											
250 EXC-F 2019																																																											
250 EXC-F 2020																																																											
250 EXC-F Six Days 2017																																																											
250 EXC-F Six Days 2018																																																											
250 EXC-F Six Days 2019																																																											
250 EXC-F Six Days 2020																																																											
150 EXC																																																											
250 EXC TPI EU 2018																																																											
250 EXC 2019																																																											


00029095001 Break-out box	
	250 EXC 2020
	250 EXC Six Days 2018
	250 EXC Six Days 2019
	250 EXC Six Days 2020
	350 EXC-F 2017
	350 EXC-F 2018
	350 EXC-F 2019
	350 EXC-F 2020
	350 EXC-F Six Days 2017
	350 EXC-F Six Days 2018
	350 EXC-F Six Days 2019
	350 EXC-F Six Days 2020
	450 EXC 2017
	450 EXC 2018
	450 EXC 2019
	450 EXC 2020
	450 EXC Six Days 2017
	450 EXC Six Days 2018
	450 EXC Six Days 2019
	450 EXC Six Days 2020
	300 EXC TPI EU 2018
	300 EXC TPI EU 2019
	300 EXC 2020
	300 EXC Six Days 2018
	300 EXC Six Days 2019
	300 EXC Six Days 2020
	500 EXC 2017
	500 EXC 2018
	500 EXC 2019
	500 EXC 2020
	500 EXC Six Days 2017
	500 EXC Six Days 2018
	500 EXC Six Days 2019
	500 EXC Six Days 2020
	450 Rally 2015
	450 Rally 2016
	450 Rally 2017
	450 Rally 2019
	450 Rally 2020
	Freeride 250 F
	150 XC-W 2020
	250 XC-F 2016
	250 XC-F 2017
	250 XC-F 2018
	250 XC-F 2019
	250 XC-F 2020
	250 XCF-W
	250 XC-W TPI US 2018
	250 XC-W 2019
	250 XC-W 2020
	250 XC 2020
	350 XC-F 2016
	350 XC-F 2017

00029095001 Break-out box	
	350 XC-F 2018
	350 XC-F 2019
	350 XC-F 2020
	350 XCF-W 2020
	450 XC-F 2016
	450 XC-F 2017
	450 XC-F 2018
	450 XC-F 2019
	450 XC-F 2020
	300 XC 2020
	300 XC-W 2019
	300 XC-W 2020
	300 XC-W Six Days 2019
	300 XC-W Six Days 2020
	500 XC-W 2020
	Supermoto / Dual Sport
	790 Adventure R
	790 Adventure S
	Travel Big
	Dual Sport Enduro
	125 Duke 2014
	125 Duke 2015
	125 Duke 2016
	200 Duke 2014
	200 Duke 2015
	200 Duke 2016
	200 Duke 2017
	200 Duke 2018
	200 Duke 2019
	200 Duke AR 2020
	200 Duke B.D. AR 2020
	200 Duke ASEAN 2020
	200 Duke BR 2020
	200 Duke B.D. BR 2020
	200 Duke CO 2020
	200 Duke B.D. CO 2020
	200 Duke EU 2020
	200 Duke B.D. EU 2020
	200 Duke B.D. 2 EU 2020
	200 Duke MY 2020
	200 Duke B.D. MY 2020
	200 Duke PH 2020
	200 Duke B.D. PH 2020
	250 Duke 2015
	250 Duke 2016
	390 Duke 2014
	390 Duke 2015
	390 Duke 2016
	Naked Mid
	Naked Big
	RC 125 2014
	RC 125 2015
	RC 125 2016

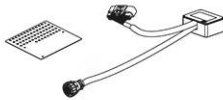
00029095001 Break-out box		
	RC 200	
	RC 250	
	RC 390 2014	
	RC 390 2015	
	RC 390 EU 2016	
	RC 390 ADAC CUP EU 2016	
	RC 390 AU 2016	
	RC 390 JP 2016	
	RC 390 US 2016	
	RC 390 CUP US 2016	
	RC 390 ASIA 2016	
	RC 390 CN 2016	
	RC 390 2017 CO 2016	
	RC 390 MY 2016	
	RC 390 TH 2016	
	RC 390 CN 2017	
RC 390 TH 2017		
Super Bike Big		
Touring		
Service	<input type="checkbox"/>	Repair
		<input type="checkbox"/>
		optional
		<input checked="" type="checkbox"/>

00029095002 Adapter and templates LC8 & RC8		
 <p>00029095002</p>	Description/example of use	
	Adapter cable and template for performing various electrical measurements on the vehicle wiring harness	
	for use with	
	00029095001	
	used with model	
	790 Adventure R	
	790 Adventure S	
	1050 Adventure	
	1090 Adventure	
	1090 Adventure R	
	1090 Adventure S	
	1290 Super Adventure	
	1290 Super Adventure T	
	1290 Super Adventure S 2017	
	1290 Super Adventure R 2017	
	790 Duke	
890 Duke R		
1290 Super Duke R 2014		
1290 Super Duke R 2015		
1290 Super Duke R 2016		
1290 Super Duke R 2017		
1290 Super Duke R 2018		
1290 Super Duke R 2019		
1290 Super Duke R Special Edition		
Super Bike Big		
1290 Super Duke GT 2016		
1290 Super Duke GT 2017		
1290 Super Duke GT 2018		
Service	<input type="checkbox"/>	Repair
		<input type="checkbox"/>
		optional
		<input checked="" type="checkbox"/>


00029095003 Adapter and template EFI		
 <p>00029095003</p>	Description/example of use Adapter cable and template for performing various electrical measurements on the wiring harness	
	for use with 00029095001	
Service	<input type="checkbox"/>	Repair
		optional
		<input checked="" type="checkbox"/>

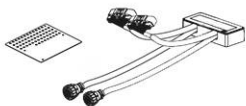
00029095004 Adapter and template LC4 EPT		
 <p>00029095004</p>	Description/example of use Adapter cable and template for performing various electrical measurements on the vehicle wiring harness	
	for use with 00029095001	
used with model		
350 SX-F 2014		
350 SX-F 2015		
450 SX-F 2014		
450 SX-F 2015		
250 SX-F 2014		
250 SX-F 2015		
250 EXC-F 2014		
250 EXC-F 2015		
250 EXC-F 2016		
250 EXC-F Six Days 2014		
250 EXC-F Six Days 2015		
250 EXC-F Six Days 2016		
250 EXC-F Factory Edition		
350 EXC-F 2014		
350 EXC-F 2015		
350 EXC-F 2016		
350 EXC-F Six Days 2014		
350 EXC-F Six Days 2015		
350 EXC-F Six Days 2016		
350 EXC-F Factory Edition		
450 EXC 2014		
450 EXC 2015		
450 EXC 2016		
450 EXC Six Days 2014		
450 EXC Six Days 2015		
450 EXC Six Days 2016		
450 EXC Factory Edition		
500 EXC 2014		
500 EXC 2015		
500 EXC 2016		
500 EXC Six Days 2014		
500 EXC Six Days 2015		
500 EXC Six Days 2016		
250 XC-F 2014		
250 XC-F 2015		
250 XCF-W 2015		
350 XC-F 2014		

00029095004 Adapter and template LC4 EPT		
	350 XC-F 2015 350 XCF-W 2014 350 XCF-W 2015 350 XCF-W Six Days 2014 350 XCF-W Six Days 2015 450 XC-F 2014 450 XC-F 2015 450 XC-W 2014 450 XC-W 2015 500 XC-W 2014 500 XC-W 2015 1290 Super Adventure 1290 Super Adventure T 1290 Super Adventure S 1290 Super Adventure R Touring	
Service	<input type="checkbox"/>	Repair
		optional <input checked="" type="checkbox"/>

00029095009 Adapter and template LC125	
 <p>00029095009</p>	<p>Description/example of use</p> <p>Adapter cable and template for performing various electrical measurements on the vehicle wiring harness</p> <p style="text-align: right;">for use with 00029095001</p> <p>used with model</p> <ul style="list-style-type: none"> <li>125 Duke 2014</li> <li>125 Duke 2015</li> <li>125 Duke 2016</li> <li>200 Duke 2014</li> <li>200 Duke 2015</li> <li>200 Duke 2016</li> <li>200 Duke 2017</li> <li>200 Duke 2018</li> <li>200 Duke 2019</li> <li>200 Duke AR 2020</li> <li>200 Duke B.D. AR 2020</li> <li>200 Duke ASEAN 2020</li> <li>200 Duke BR 2020</li> <li>200 Duke B.D. BR 2020</li> <li>200 Duke CO 2020</li> <li>200 Duke B.D. CO 2020</li> <li>200 Duke EU 2020</li> <li>200 Duke B.D. EU 2020</li> <li>200 Duke B.D. 2 EU 2020</li> <li>200 Duke MY 2020</li> <li>200 Duke B.D. MY 2020</li> <li>200 Duke PH 2020</li> <li>200 Duke B.D. PH 2020</li> <li>250 Duke 2015</li> <li>250 Duke 2016</li> <li>390 Duke 2014</li> <li>390 Duke 2015</li> <li>390 Duke 2016</li> </ul>

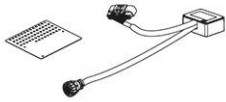
00029095009 Adapter and template LC125		
	RC 125 2014	
	RC 125 2015	
	RC 125 2016	
	RC 200	
	RC 250	
	RC 390 2014	
	RC 390 2015	
	RC 390 EU 2016	
	RC 390 ADAC CUP EU 2016	
	RC 390 AU 2016	
	RC 390 JP 2016	
	RC 390 US 2016	
	RC 390 CUP US 2016	
	RC 390 ASIA 2016	
	RC 390 CN 2016	
	RC 390 2017 CO 2016	
RC 390 MY 2016		
RC 390 TH 2016		
RC 390 CN 2017		
RC 390 TH 2017		
Service	<input type="checkbox"/>	Repair
		<input type="checkbox"/>
		optional
		<input checked="" type="checkbox"/>

00029095010 Adapter and template KHRS		
 <p>00029095010</p>	Description/example of use	
	Adapter cable and template for performing various electrical measurements on the wiring harness	
	for use with	
	00029095001	
	used with model	
	Supermoto / Dual Sport	
	Travel Big	
	Dual Sport Enduro	
	690 Duke EU 2014	
	690 Duke US 2014	
	690 Duke 2015	
	690 Duke 2016	
	690 Duke 2017	
	690 Duke 2018	
	690 Duke 2019	
	690 Duke R	
Service	<input type="checkbox"/>	Repair
		<input type="checkbox"/>
		optional
		<input checked="" type="checkbox"/>

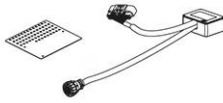
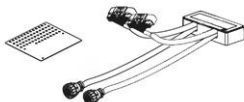
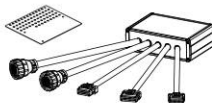
00029095011 Adapter and template KHR4		
 <p>00029095011</p>	Description/example of use	
	Adapter cable and template for performing various electrical measurements on the wiring harness	
	for use with	
	00029095001	
	used with model	
	Supermoto / Dual Sport	
	Travel Big	
	Dual Sport Enduro	
	690 Duke EU 2014	
	690 Duke US 2014	
	Service	<input type="checkbox"/>
		<input type="checkbox"/>
		optional
		<input checked="" type="checkbox"/>

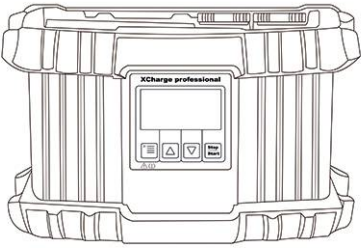


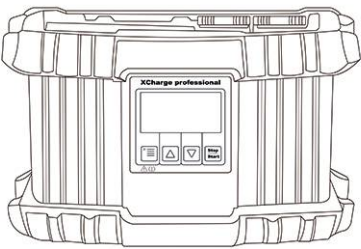
00029095011 Adapter and template KHR4		
	690 Duke 2015	
	690 Duke 2016	
	690 Duke 2017	
	690 Duke 2018	
	690 Duke 2019	
	690 Duke R	
	1290 Super Duke R 2014	
	1290 Super Duke R 2015	
	1290 Super Duke R 2016	
	1290 Super Duke R 2017	
	1290 Super Duke R 2018	
	1290 Super Duke R 2019	
	1290 Super Duke R Special Edition	
	Touring	
	Service	<input type="checkbox"/>
		optional <input checked="" type="checkbox"/>

00029095012 Adapter and template KRSZ	
 <p>00029095012</p>	<p>Description/example of use</p> <p>Diagnostics adapter cable and template for performing various electrical measurements on the wiring harness</p> <p>for use with</p> <p>00029095001</p> <p>used with model</p>
	350 SX-F 2016
	350 SX-F 2017
	350 SX-F 2018
	350 SX-F 2019
	350 SX-F 2020
	450 SX-F Factory Edition US 2015
	450 SX-F 2016
	450 SX-F 2017
	450 SX-F 2018
	450 SX-F 2019
	450 SX-F 2020
	250 SX-F Factory Edition US 2015
	250 SX-F 2016
	250 SX-F 2017
250 SX-F 2018	
250 SX-F 2019	
250 SX-F 2020	
250 EXC-F 2017	
250 EXC-F 2018	
250 EXC-F 2019	
250 EXC-F 2020	
250 EXC-F Six Days 2017	
250 EXC-F Six Days 2018	
250 EXC-F Six Days 2019	
250 EXC-F Six Days 2020	
350 EXC-F 2017	
350 EXC-F 2018	
350 EXC-F 2019	
350 EXC-F 2020	
350 EXC-F Six Days 2017	

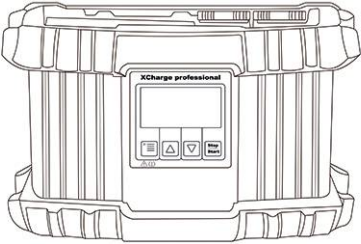
00029095012 Adapter and template KRSZ			
	350 EXC-F Six Days 2018		
	350 EXC-F Six Days 2019		
	350 EXC-F Six Days 2020		
	450 EXC 2017		
	450 EXC 2018		
	450 EXC 2019		
	450 EXC 2020		
	450 EXC Six Days 2017		
	450 EXC Six Days 2018		
	450 EXC Six Days 2019		
	450 EXC Six Days 2020		
	500 EXC 2017		
	500 EXC 2018		
	500 EXC 2019		
	500 EXC 2020		
	500 EXC Six Days 2017		
	500 EXC Six Days 2018		
	500 EXC Six Days 2019		
	500 EXC Six Days 2020		
	450 Rally 2015		
	450 Rally 2016		
	450 Rally 2017		
	450 Rally 2019		
	450 Rally 2020		
	Freeride 250 F		
	250 XC-F 2016		
	250 XC-F 2017		
	250 XC-F 2018		
	250 XC-F 2019		
	250 XC-F 2020		
	250 XCF-W		
	350 XC-F 2016		
	350 XC-F 2017		
	350 XC-F 2018		
	350 XC-F 2019		
	350 XC-F 2020		
	350 XCF-W 2020		
	450 XC-F 2016		
	450 XC-F 2017		
	450 XC-F 2018		
	450 XC-F 2019		
	450 XC-F 2020		
	500 XC-W 2020		
	Service <input type="checkbox"/>	Repair <input type="checkbox"/>	optional <input checked="" type="checkbox"/>

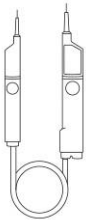
00029095013 Adapter and template M3C			
 <p>00029095013</p>	Description/example of use Adapter cable and template for performing various electrical measurements on the wiring harness		
	for use with 00029095001		
used with model 150 EXC 250 EXC TPI EU 2018 250 EXC 2019 250 EXC 2020 250 EXC Six Days 2018 250 EXC Six Days 2019 250 EXC Six Days 2020 300 EXC TPI EU 2018 300 EXC TPI EU 2019 300 EXC 2020 300 EXC Six Days 2018 300 EXC Six Days 2019 300 EXC Six Days 2020 150 XC-W 2020 250 XC-W TPI US 2018 250 XC-W 2019 250 XC-W 2020 250 XC 2020 300 XC 2020 300 XC-W 2019 300 XC-W 2020 300 XC-W Six Days 2019 300 XC-W Six Days 2020			
Service	<input type="checkbox"/>	Repair	<input type="checkbox"/>
		optional	<input checked="" type="checkbox"/>
00029095014 Adapter and template ME 17			
 <p>00029095014</p>	Description/example of use Adapter cable and template for performing various electrical measurements on the vehicle wiring harness		
	for use with 00029095001		
used with model 790 Adventure R 790 Adventure S 790 Duke 890 Duke R			
Service	<input type="checkbox"/>	Repair	<input type="checkbox"/>
		optional	<input checked="" type="checkbox"/>
00029095015 Adapter and template KTKS			
 <p>00029095015</p>	Description/example of use Adapter cable and template for performing various electrical measurements on the wiring harness		
	for use with 00029095001		
used with model 1290 Super Duke R 2020 1290 Super Duke GT 2020			
Service	<input type="checkbox"/>	Repair	<input type="checkbox"/>
		optional	<input checked="" type="checkbox"/>

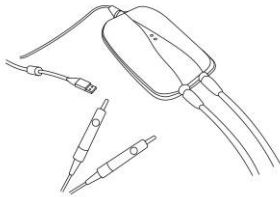
00029095050 EU battery charger XCharge-professional		
	<p>Description/example of use</p> <p>Specially designed battery charger for the correct charging of various 12-V batteries (acid, AGM and lithium-ion), backup operation with diagnosis and flash operations, refresh function at deep discharge, initial charge for the activation of dry batteries, the software can be updated using a dongle</p> <p>Technical data</p> <p>EU safety plug</p> <p>Nominal voltage: 230 V</p> <p>Mains fuse: 16 A</p> <p>Power cable length approx.: 5 m (16 ft)</p> <p>Charger cable length approx.: 5 m (16 ft)</p> <p>used with model</p> <p>Mini MX Electro</p> <p>MX1 4 stroke</p> <p>MX2 4 stroke</p> <p>Enduro E1 4 stroke</p> <p>Enduro E2 4 stroke</p> <p>Enduro E3 4 stroke</p> <p>Rally</p> <p>Freeride</p> <p>150 XC-W</p> <p>Cross Country E1 4 stroke</p> <p>Cross Country E2</p> <p>Cross Country E3</p> <p>Street</p> <p>alternative tools</p> <p>00029095051</p> <p>00029095052</p> <p>00029095050</p>	
	<p>Service <input checked="" type="checkbox"/></p>	<p>Repair <input type="checkbox"/></p>

00029095051 US battery charger XCharge-professional		
	<p>Description/example of use</p> <p>Specially designed battery charger for the correct charging of various 12-V batteries (acid, AGM and lithium-ion), backup operation with diagnosis and flash operations, refresh function at deep discharge, initial charge for the activation of dry batteries, the software can be updated using a dongle</p> <p>Technical data</p> <p>US plug</p> <p>Nominal voltage: 120 V</p> <p>Mains fuse: 32 A</p> <p>Power cable length approx.: 5 m (16 ft)</p> <p>Charger cable length approx.: 5 m (16 ft)</p> <p>used with model</p> <p>Mini MX Electro</p> <p>MX1 4 stroke</p> <p>MX2 4 stroke</p> <p>Enduro E1 4 stroke</p> <p>Enduro E2 4 stroke</p> <p>Enduro E3 4 stroke</p> <p>Rally</p> <p>Freeride</p> <p>150 XC-W</p> <p>Cross Country E1 4 stroke</p>	


00029095051 US battery charger XCharge-professional					
	Cross Country E2 Cross Country E3 Street alternative tools 00029095050 00029095052				
	Service	<input checked="" type="checkbox"/>	Repair	<input type="checkbox"/>	optional

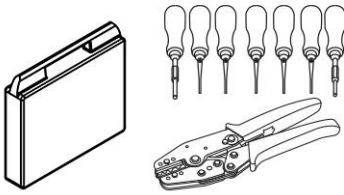
00029095052 UK battery charger XCharge-professional					
	Description/example of use Specially designed battery charger for the correct charging of various 12-V batteries (acid, AGM and lithium-ion), backup operation with diagnosis and flash operations, refresh function at deep discharge, initial charge for the activation of dry batteries, the software can be updated using a dongle				
	Technical data UK safety plug Nominal voltage: 230 V Mains fuse: 16 A Power cable length approx.: 5 m (16 ft) Charger cable length approx.: 5 m (16 ft) used with model Mini MX Electro MX1 4 stroke MX2 4 stroke Enduro E1 4 stroke Enduro E2 4 stroke Enduro E3 4 stroke Rally Freeride 150 XC-W Cross Country E1 4 stroke Cross Country E2 Cross Country E3 Street alternative tools 00029095050 00029095051				
Service	<input checked="" type="checkbox"/>	Repair	<input type="checkbox"/>	optional	<input type="checkbox"/>

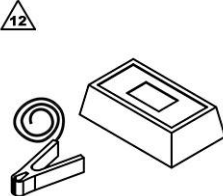
70029014000 Digital voltage regulator					
 <p>70029014000</p>	Description/example of use "Duspol digital plus" voltage regulator for working with HV systems in accordance with securing workplaces in the workshop				
	used with model Mini MX Electro Freeride E-Ride Supermoto E-Ride				
Service	<input checked="" type="checkbox"/>	Repair	<input type="checkbox"/>	optional	<input type="checkbox"/>

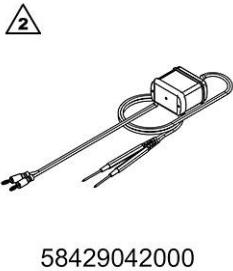
70029068000 AVL DiTEST HV Safety 2000			
 <p>70029068000</p>	<p>Description/example of use</p> <p>AVL DiTEST HV Safety 2000 supports the requirement for measurement at 1 ampere, exclusively via the standard USB connection, without any additional power supply or batteries. The device allows safe measurements to be carried out on the HV systems of electric vehicles. The advantage is that various measurements can be carried out with one device: the absence of voltage, insulation resistance, potential equalization and all measurements of a digital multimeter.</p>		
	<p><b>Warning</b></p> <p><b>Risk of injury</b> Alternating current is not detected by the <b>AVL DiTEST HV Safety 2000</b>.                      A component with alternating current applied is shown as having zero potential by the <b>AVL DiTEST HV Safety 2000</b>.                      A measurement of alternating current cannot damage the device.</p> <ul style="list-style-type: none"> <li>– Only use the <b>AVL DiTEST HV Safety 2000</b> for measuring direct current.</li> </ul>		
<p>used with model</p> <p>Mini MX Electro                      Freeride E-Ride                      Supermoto E-Ride</p>			
Service	<input checked="" type="checkbox"/>	Repair	<input type="checkbox"/>
		optional	<input type="checkbox"/>

## 2.2 Wall tool organizer overview

 <p>M01916-01</p>	Cable connector unlocking kit (00029014000) (📖 p. 28)
	Tachometer (45129075000) (📖 p. 28)
	Peak voltage adapter (58429042000) (📖 p. 29)

00029014000 Cable connector unlocking kit			
 <p>00029014000</p>	<p>Description/example of use</p> <p>Pinout kit including case and crimping pliers for repairing wiring harnesses or replacing the most common connectors</p>		
	<p>used with model</p> <p>KTM</p>		
Service	<input type="checkbox"/>	Repair	<input type="checkbox"/>
		optional	<input checked="" type="checkbox"/>

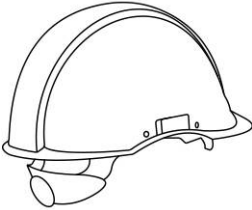
45129075000 Tachometer			
 <p>45129075000</p>	<p>Description/example of use</p> <p>Measuring device for checking idle speed</p>		
	<p>used with model</p> <p>Mini MX 2 stroke                      MX                      Enduro                      Freeride Dual Sport                      Cross Country                      Supermoto Competition</p>		
Service	<input checked="" type="checkbox"/>	Repair	<input type="checkbox"/>
		optional	<input type="checkbox"/>

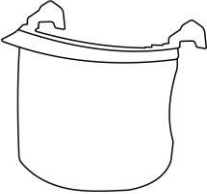
58429042000 Peak voltage adapter		
 <p>58429042000</p>	<p>Description/example of use                      Tool for connection to a commercially available multimeter, for checking ignition components</p> <p>used with model                      Mini MX 2 stroke                      MX1 2 stroke                      MX2 2 stroke                      Enduro E1 2 stroke                      Enduro E2 2 stroke                      Enduro E3 2 stroke                      Freeride Dual Sport 2 stroke                      Cross Country E1 2 stroke                      Cross Country E2 2 stroke                      Cross Country E3 2 stroke</p>	<p>Service <input checked="" type="checkbox"/> Repair <input type="checkbox"/> optional <input type="checkbox"/></p>

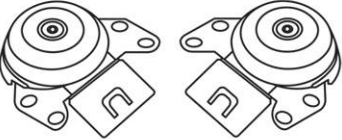
## 3.1 Overview

M01916-01

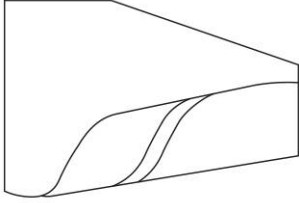
Safety helmet (70029003000) (📖 p. 30)
Safety mask (70029004000) (📖 p. 30)
Holder for safety mask (70029005000) (📖 p. 30)
Floor mat (70029006000) (📖 p. 31)
Safety gloves (70029007000) (📖 p. 31)
Inner glove liners (70029008000) (📖 p. 31)
Prohibition sign (70029009000) (📖 p. 31)
Warning sign (70029010000) (📖 p. 31)
Warning sign (70029011000) (📖 p. 32)
Warning sign (70029012000) (📖 p. 32)
Prohibition sign (70029013000) (📖 p. 32)
Warning tape (70029015000) (📖 p. 32)
Fire-resistant cabinet for hazardous goods (70029016000) (📖 p. 33)
Salvage drum (70029020000) (📖 p. 33)
Electrical insulation tape (70029021000) (📖 p. 33)
Lifting strap (70029022000) (📖 p. 33)


70029003000 Safety helmet			
 <p>70029003000</p>	<p>Description/example of use</p> <p>Helmet to be worn when working with HV systems in accordance with securing workplaces in the workshop</p>		
	<p>used with model</p> <p>Freeride E-Ride</p> <p>Supermoto E-Ride</p>	<p>matching tools / articles are</p> <p>70029004000</p> <p>70029005000</p>	
	<p>Service <input checked="" type="checkbox"/></p>	<p>Repair <input type="checkbox"/></p>	<p>optional <input type="checkbox"/></p>

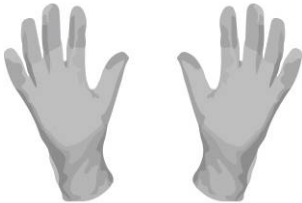
70029004000 Safety mask			
 <p>70029004000</p>	<p>Description/example of use</p> <p>Clear visor for safety helmet to be worn when working with HV systems in accordance with securing workplaces in the workshop</p>		
	<p>used with model</p> <p>Freeride E-Ride</p> <p>Supermoto E-Ride</p>	<p>for use with</p> <p>70029003000</p> <p>matching tools / articles are</p> <p>70029005000</p>	
	<p>Service <input checked="" type="checkbox"/></p>	<p>Repair <input type="checkbox"/></p>	<p>optional <input type="checkbox"/></p>


70029005000 Holder for safety mask			
 <p>70029005000</p>	<p>Description/example of use</p> <p>Attachment for safety mask, for working with HV systems in accordance with securing workplaces in the workshop</p>		
	<p>used with model</p> <p>Freeride E-Ride</p> <p>Supermoto E-Ride</p>	<p>for use with</p> <p>70029003000</p> <p>70029004000</p>	
	<p>Service <input checked="" type="checkbox"/></p>	<p>Repair <input type="checkbox"/></p>	<p>optional <input type="checkbox"/></p>







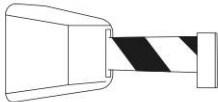
70029006000 Floor mat		
 <p>70029006000</p>	Description/example of use Mat for laying down when working with HV systems in accordance with securing workplaces in the workshop  Technical data Width: 0.9 m (3 ft) Length: 1 m (3 ft) Thickness: 9.5 mm (0.374 in)  used with model Freeride E-Ride Supermoto E-Ride	
	Service <input checked="" type="checkbox"/>	Repair <input type="checkbox"/>


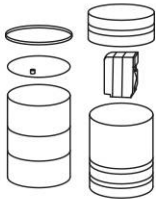
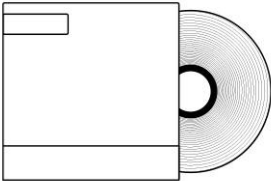
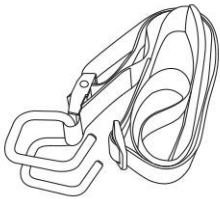
70029007000 Safety gloves		
 <p>70029007000</p>	Description/example of use Gloves to be worn when working with HV systems in accordance with securing workplaces in the workshop   used with model Freeride E-Ride Supermoto E-Ride	
	matching tools / articles are 70029008000	
Service <input checked="" type="checkbox"/>	Repair <input type="checkbox"/>	optional <input type="checkbox"/>

70029008000 Inner glove liners		
 <p>70029008000</p>	Description/example of use Anti-static inner gloves liner to be worn when working with HV systems in accordance with securing workplaces in the workshop   used with model Freeride E-Ride Supermoto E-Ride	
	for use with 70029007000	
Service <input checked="" type="checkbox"/>	Repair <input type="checkbox"/>	optional <input type="checkbox"/>

70029009000 Prohibition sign		
 <p>70029009000</p>	Description/example of use Prohibition sign “Activating switches prohibited” for working with HV systems in accordance with securing workplaces in the workshop  Technical data Width: 200 mm (7.87 in) Height: 300 mm (11.81 in)  used with model Freeride E-Ride Supermoto E-Ride	
	Service <input checked="" type="checkbox"/>	Repair <input type="checkbox"/>

70029010000 Warning sign		
 <p>70029010000</p>	Description/example of use Warning sign “Dangerous voltage” for working with HV systems in accordance with securing workplaces in the workshop  Technical data Width: 185 mm (7.28 in) Height: 165 mm (6.5 in)	


70029010000 Warning sign			
	used with model Freeride E-Ride Supermoto E-Ride		
	Service	<input checked="" type="checkbox"/>	Repair optional <input type="checkbox"/>
70029011000 Warning sign			
 <p>70029011000</p>	Description/example of use Warning sign “Danger due to batteries” for working with HV systems in accordance with securing workplaces in the workshop		
	Technical data Width: 185 mm (7.28 in) Height: 165 mm (6.5 in) used with model Freeride E-Ride Supermoto E-Ride		
Service	<input checked="" type="checkbox"/>	Repair optional <input type="checkbox"/>	optional <input type="checkbox"/>
70029012000 Warning sign			
 <p>70029012000</p>	Description/example of use Warning sign “Magnetic field” for working with HV systems in accordance with securing workplaces in the workshop		
	Technical data Width: 185 mm (7.28 in) Height: 165 mm (6.5 in) used with model Freeride E-Ride Supermoto E-Ride		
Service	<input checked="" type="checkbox"/>	Repair optional <input type="checkbox"/>	optional <input type="checkbox"/>
70029013000 Prohibition sign			
 <p>70029013000</p>	Description/example of use Prohibition sign “No access for persons with pacemakers” for working with HV systems in accordance with securing workplaces in the workshop		
	Technical data Width: 200 mm (7.87 in) Height: 200 mm (7.87 in) used with model Freeride E-Ride Supermoto E-Ride		
Service	<input checked="" type="checkbox"/>	Repair optional <input type="checkbox"/>	optional <input type="checkbox"/>
70029015000 Warning tape			
 <p>70029015000</p>	Description/example of use Warning tape with indoor wall cassette for working with HV systems in accordance with securing workplaces in the workshop		
	Technical data Belt width approx.: 50 mm (1.97 in) Belt length: 8 m (26 ft) used with model Freeride E-Ride Supermoto E-Ride		
Service	<input checked="" type="checkbox"/>	Repair optional <input type="checkbox"/>	optional <input type="checkbox"/>

70029016000 Fire-resistant cabinet for hazardous goods					
 <p>70029016000</p>	<p>Description/example of use Locker for secure storage of Powerpack HVs (ordered and supplied directly by the supplier Denios)</p> <p>Technical data Width: 1,200 mm (47.24 in) Height: 1,298 mm (51.1 in) Depth: 615 mm (24.21 in)</p> <p>used with model Freeride E-Ride Supermoto E-Ride</p>				
	Service	<input type="checkbox"/>	Repair	<input checked="" type="checkbox"/>	optional
70029020000 Salvage drum					
 <p>70029020000</p>	<p>Description/example of use Transport and quarantine box for damaged/faulty PowerPack HV</p> <p>used with model Freeride E-Ride Supermoto E-Ride</p>				
	Service	<input type="checkbox"/>	Repair	<input checked="" type="checkbox"/>	optional
70029021000 Electrical insulation tape					
 <p>70029021000</p>	<p>Description/example of use Tape for masking plug-in connections</p> <p>used with model Freeride E-Ride Supermoto E-Ride</p>				
	Service	<input checked="" type="checkbox"/>	Repair	<input type="checkbox"/>	optional
70029022000 Lifting strap					
 <p>70029022000</p>	<p>Description/example of use Shoulder strap to pry out the Powerpack HV</p> <p>used with model Freeride E-Ride Supermoto E-Ride</p>				
	Service	<input checked="" type="checkbox"/>	Repair	<input type="checkbox"/>	optional

## 4.1 Overview

M01916-01

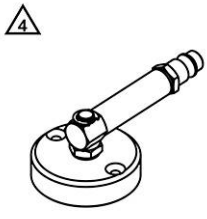
Bleeding device (00029013100) (📖 p. 34)


00029013100 Bleeding device		
 00029013100	Description/example of use Tool for servicing hydraulic brake systems	
	used with model KTM	matching tools / articles are 00029013002 00029013004 00029013005 00029013006 00029013009 00029013010 00029013012 00029013013 00029013014 00029013015 00029013017 00029013018 00029013021 00029013022 00029013023
Service <input checked="" type="checkbox"/>	Repair <input type="checkbox"/>	optional <input type="checkbox"/>

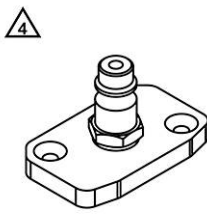
## 4.2 Wall tool organizer overview


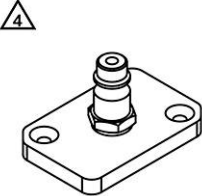
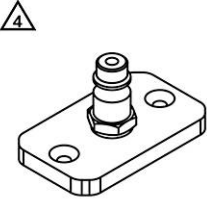
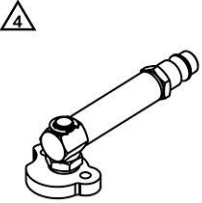
M01916-01

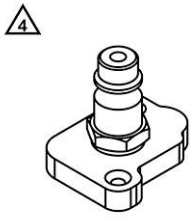
- Bleeder cover (00029013002) (📖 p. 35)
- Bleeder cover (00029013004) (📖 p. 35)
- Bleeder cover (00029013005) (📖 p. 35)
- Bleeder cover (00029013006) (📖 p. 36)
- Bleeder cover (00029013009) (📖 p. 36)
- Bleeder cover (00029013010) (📖 p. 36)
- Bleeder cover (00029013012) (📖 p. 36)
- Bleeder cover (00029013013) (📖 p. 37)
- Bleeder cover (00029013014) (📖 p. 37)
- Bleeder cover (00029013015) (📖 p. 37)
- Bleeder cover (00029013017) (📖 p. 38)
- Bleeder cover (00029013018) (📖 p. 38)
- Bleeder cover (00029013021) (📖 p. 38)
- Bleeder cover (00029013022) (📖 p. 38)
- Bleeder cover (00029013023) (📖 p. 38)

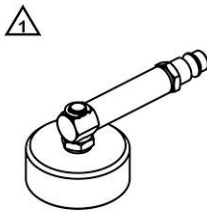
00029013002 Bleeder cover					
 <p>00029013002</p>	<p>Description/example of use</p> <p>Adapter for hand or foot brake cylinder, for filling or bleeding the brake system</p> <p>for use with</p> <p>00029013100</p> <p>used with model</p> <p>Supermoto Competition</p> <p>1190 Adventure</p> <p>1190 Adventure R</p> <p>1290 Super Adventure</p> <p>1290 Super Adventure T</p> <p>1290 Super Adventure S</p> <p>1290 Super Adventure R</p> <p>690 Duke R</p> <p>1290 Super Duke R 2014</p> <p>1290 Super Duke R 2015</p> <p>1290 Super Duke R 2016</p> <p>1290 Super Duke R Special Edition</p> <p>Super Bike Big</p> <p>1290 Super Duke GT 2016</p>	<p>matching tools / articles are</p> <p>00029013002-02 (Scope of supply)</p>			
Service	<input checked="" type="checkbox"/>	Repair	<input type="checkbox"/>	optional	<input type="checkbox"/>

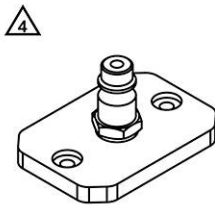
00029013004 Bleeder cover					
 <p>00029013004</p>	<p>Description/example of use</p> <p>Adapter for hand or foot brake cylinder, for filling or bleeding the brake system</p> <p>for use with</p> <p>00029013100</p> <p>used with model</p> <p>Rally</p> <p>Supermoto / Dual Sport</p> <p>1190 Adventure</p> <p>1190 Adventure R</p> <p>1290 Super Adventure</p> <p>1290 Super Adventure T</p> <p>1290 Super Adventure S</p> <p>1290 Super Adventure R</p> <p>Dual Sport Enduro</p> <p>690 Duke</p> <p>690 Duke R</p> <p>Naked Big</p> <p>Super Bike Big</p> <p>Touring</p>	<p>matching tools / articles are</p> <p>00029013004-02 (Scope of supply)</p>			
Service	<input checked="" type="checkbox"/>	Repair	<input type="checkbox"/>	optional	<input type="checkbox"/>

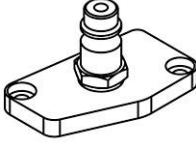
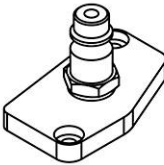
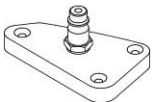


00029013005 Bleeder cover					
 <p>00029013005</p>	<p>Description/example of use</p> <p>Adapter for hand or foot brake cylinder, for filling or bleeding the brake system</p> <p>for use with</p> <p>00029013100</p> <p>used with model</p> <p>MX</p> <p>Enduro</p> <p>Cross Country</p>	<p>matching tools / articles are</p> <p>00029013005-01 (Scope of supply)</p>			
Service	<input checked="" type="checkbox"/>	Repair	<input type="checkbox"/>	optional	<input type="checkbox"/>

00029013006 Bleeder cover					
 <p>00029013006</p>	Description/example of use Adapter for hand or foot brake cylinder, for filling or bleeding the brake system for use with 00029013100 used with model MX Enduro E1 Enduro E2 Enduro E3 Cross Country Supermoto Competition				
	Service	<input checked="" type="checkbox"/>	Repair	<input type="checkbox"/>	optional
00029013009 Bleeder cover					
 <p>00029013009</p>	Description/example of use Adapter for hand or foot brake cylinder, for filling or bleeding the brake system for use with 00029013100 used with model Travel Small Naked Small Super Bike Small				
	Service	<input checked="" type="checkbox"/>	Repair	<input type="checkbox"/>	optional
00029013010 Bleeder cover					
 <p>00029013010</p>	Description/example of use Adapter for hand or foot brake cylinder, for filling or bleeding the brake system for use with 00029013100 used with model 690 SMC R 2014 690 SMC R 2015 690 SMC R 2016				
	Service	<input checked="" type="checkbox"/>	Repair	<input type="checkbox"/>	optional
00029013012 Bleeder cover					
 <p>00029013012</p>	Description/example of use Adapter for hand or foot brake cylinder, for filling or bleeding the brake system for use with 00029013100 used with model Mini Freeride Dual Sport				
	Service	<input checked="" type="checkbox"/>	Repair	<input type="checkbox"/>	optional

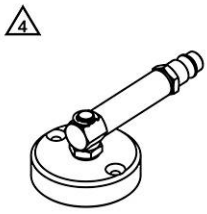
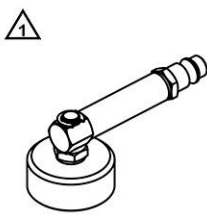
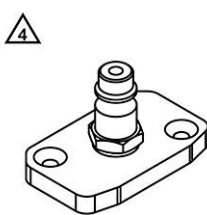

00029013013 Bleeder cover					
 <p>00029013013</p>	Description/example of use Adapter for hand or foot brake cylinder, for filling or bleeding the brake system for use with 00029013100 used with model 50 SX 50 SX Mini 50 SXS 50 SXS Mini Mini MX Electro				
	Service	<input checked="" type="checkbox"/>	Repair	<input type="checkbox"/>	optional

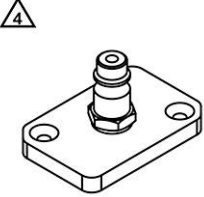
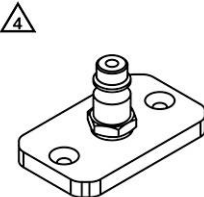
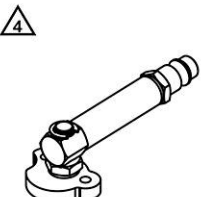
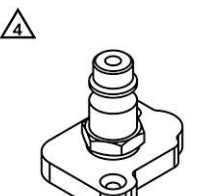
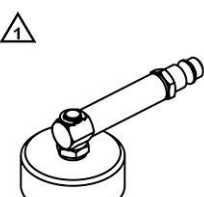
00029013014 Bleeder cover					
 <p>00029013014</p>	Description/example of use Adapter for hand or foot brake cylinder, for filling or bleeding the brake system for use with 00029013100 used with model 1050 Adventure 1090 Adventure 1090 Adventure R 1090 Adventure S Travel Small Naked Small 890 Duke R Super Bike Small				
	Service	<input checked="" type="checkbox"/>	Repair	<input type="checkbox"/>	optional

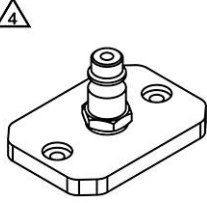
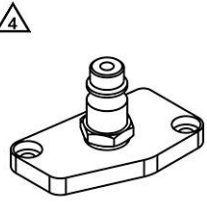
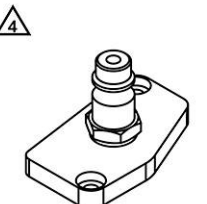
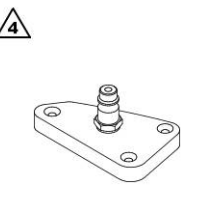
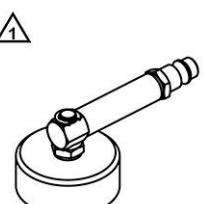
00029013015 Bleeder cover					
 <p>00029013015</p>	Description/example of use Adapter for hand or foot brake cylinder, for filling or bleeding the brake system for use with 00029013100 used with model 690 SMC R 2017 690 SMC R 2019 690 SMC R 2020 1050 Adventure 1090 Adventure 1090 Adventure R 1090 Adventure S Dual Sport Enduro 690 Duke				
	Service	<input checked="" type="checkbox"/>	Repair	<input type="checkbox"/>	optional

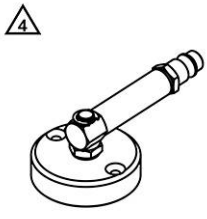
00029013017 Bleeder cover			
 <p>00029013017</p>	Description/example of use Adapter for hand or foot brake cylinder, for filling or bleeding the brake system for use with 00029013100 matching tools / articles are 00029013017-01 (Scope of supply)		
	used with model		
Freeride E-Ride			
Supermoto E-Ride			
Service	<input checked="" type="checkbox"/>	Repair	<input type="checkbox"/>
		optional	<input type="checkbox"/>
00029013018 Bleeder cover			
 <p>00029013018</p>	Description/example of use Adapter for hand or foot brake cylinder, for filling or bleeding the brake system for use with 00029013100 matching tools / articles are 00029013018-01 (Scope of supply)		
	used with model		
65 SX			
85 SX			
Freeride			
Supermoto E-Ride			
Service	<input checked="" type="checkbox"/>	Repair	<input type="checkbox"/>
		optional	<input type="checkbox"/>
00029013021 Bleeder cover			
 <p>00029013021</p>	Description/example of use Adapter for hand or foot brake cylinder, for filling or bleeding the brake system for use with 00029013100 matching tools / articles are 00029013021-01 (Scope of supply)		
	used with model		
Travel Mid			
790 Duke			
Service	<input checked="" type="checkbox"/>	Repair	<input type="checkbox"/>
		optional	<input type="checkbox"/>
00029013022 Bleeder cover			
 <p>00029013022</p>	Description/example of use Adapter for hand or foot brake cylinder, for filling or bleeding the brake system for use with 00029013100 matching tools / articles are 00029013022-02 (Scope of supply)		
	used with model		
Travel Mid			
790 Duke			
Service	<input checked="" type="checkbox"/>	Repair	<input type="checkbox"/>
		optional	<input type="checkbox"/>
00029013023 Bleeder cover			
 <p>00029013023</p>	Description/example of use Adapter for hand or foot brake cylinder, for filling or bleeding the brake system for use with 00029013100 matching tools / articles are 00029013023-02 (Scope of supply)		
	used with model		
890 Duke R			
1290 Super Duke R 2017			
1290 Super Duke R 2018			
1290 Super Duke R 2019			
1290 Super Duke R 2020			
1290 Super Duke GT 2017			



00029013023 Bleeder cover			
	1290 Super Duke GT 2018		
	1290 Super Duke GT 2019		
	1290 Super Duke GT 2020		
	Service	<input checked="" type="checkbox"/>	Repair
			<input type="checkbox"/>
	optional		<input type="checkbox"/>
00029013002-02 Spare part, bleeder cover			
 <p>00029013002</p>	Description/example of use		
	Spare parts for the bleeder cover (1x gasket, 2x O-rings)		
	for use with		
	00029013002		
	Spare parts		
00029013004-02 Spare part, bleeder cover			
 <p>00029013004</p>	Description/example of use		
	Spare parts for the bleeder cover (1x gasket, 2x O-rings)		
	for use with		
	00029013004		
	Spare parts		
00029013005-01 Spare part, bleeder cover			
 <p>00029013005</p>	Description/example of use		
	Spare part for the bleeder cover (1x gasket)		
	for use with		
	00029013005		
	Spare parts		
00029013006-02 Spare part, bleeder cover			
 <p>00029013006</p>	Description/example of use		
	Spare parts for the bleeder cover (1x gasket, 2x O-rings)		
	for use with		
	00029013006		
	Spare parts		

00029013009-01 Spare part, bleeder cover	
 <p>00029013009</p>	<p>Description/example of use Spare part for the bleeder cover (1x gasket)</p> <p>for use with 00029013009</p> <p>Spare parts</p>
00029013010-01 Spare part, bleeder cover	
 <p>00029013010</p>	<p>Description/example of use Spare part for the bleeder cover (1x gasket)</p> <p>for use with 00029013010</p> <p>Spare parts</p>
00029013012-01 Spare part, bleeder cover	
 <p>00029013012</p>	<p>Description/example of use Spare parts for the bleeder cover (1x gasket, 2x O-rings)</p> <p>for use with 00029013012</p> <p>Spare parts</p>
00029013013-01 Spare part, bleeder cover	
 <p>00029013013</p>	<p>Description/example of use Spare part for the bleeder cover (1x gasket)</p> <p>for use with 00029013013</p> <p>Spare parts</p>
00029013014-02 Spare part, bleeder cover	
 <p>00029013014</p>	<p>Description/example of use Spare parts for the bleeder cover (1x gasket, 2x O-rings)</p> <p>for use with 00029013014</p> <p>Spare parts</p>

00029013015-01 Spare part, bleeder cover	
 <p>00029013015</p>	<p>Description/example of use Spare part for the bleeder cover (1x gasket)</p> <p>for use with 00029013015</p>
Spare parts	
00029013017-01 Spare part, bleeder cover	
 <p>00029013017</p>	<p>Description/example of use Spare part for the bleeder cover (1x gasket)</p> <p>for use with 00029013017</p>
Spare parts	
00029013018-01 Spare part, bleeder cover	
 <p>00029013018</p>	<p>Description/example of use Spare part for the bleeder cover (1x gasket)</p> <p>for use with 00029013018</p>
Spare parts	
00029013021-01 Spare part, bleeder cover	
 <p>00029013021</p>	<p>Description/example of use Spare part for the bleeder cover (1x gasket)</p> <p>for use with 00029013021</p>
Spare parts	
00029013022-02 Spare part, bleeder cover	
 <p>00029013022</p>	<p>Description/example of use Spare parts for the bleeder cover (1x gasket, 2x O-rings)</p> <p>for use with 00029013022</p>
Spare parts	

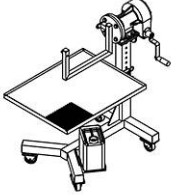
00029013023-02 Spare part, bleeder cover	
 <p>00029013023</p>	<p>Description/example of use Spare parts for the bleeder cover (1x gasket, 2x O-rings) for use with 00029013023</p>
Spare parts	

## 5.1 Overview

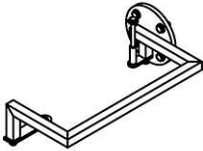


Engine work stand (61229001000) (📖 p. 43)
Engine bracket for engine work stand (61229002000) (📖 p. 43)
Engine bracket for engine work stand (61729002000) (📖 p. 44)
Engine bracket for engine work stand (63529002000) (📖 p. 44)
Holder for the motor work stand (70029001000) (📖 p. 44)

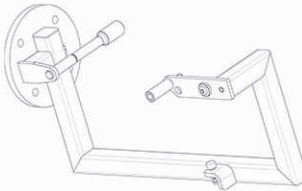
### 61229001000 Engine work stand

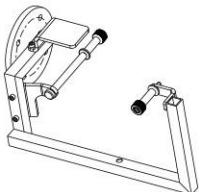
 <p>61229001000</p>	<p>Description/example of use</p> <p>Tool (including chassis, crank rotation mechanism, oil pan, and engine bracket) for mounting the removed engine</p>		
	<p>used with model</p> <p>Mini MX 2 stroke</p> <p>MX</p> <p>Enduro E1</p> <p>Enduro E2</p> <p>Enduro E3</p> <p>Freeride</p> <p>Cross Country</p> <p>Street</p>	<p>matching tools / articles are</p> <p>45229001060</p> <p>45229001070</p> <p>46229001060</p> <p>46229001070</p> <p>47229002020</p> <p>50429002020</p> <p>55429002000</p> <p>56029002000</p> <p>56029002020</p> <p>56029002030</p> <p>61229002000</p> <p>61729002000</p> <p>63529002000</p> <p>70029001000</p> <p>75012001060</p> <p>75012001070</p> <p>77229002000</p> <p>78029002000</p> <p>79229002000</p> <p>79429002000</p> <p>90129002000</p>	<p>Service <input type="checkbox"/></p> <p>Repair <input checked="" type="checkbox"/></p> <p>optional <input type="checkbox"/></p>

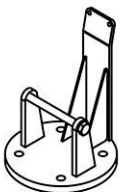
### 61229002000 Engine bracket for engine work stand

 <p>61229002000</p>	<p>Description/example of use</p> <p>Separate tool for mounting large engines on the engine work stand</p>		
	<p>used with model</p> <p>Travel Big</p> <p>1290 Super Duke R 2014</p> <p>1290 Super Duke R 2015</p> <p>1290 Super Duke R 2016</p> <p>1290 Super Duke R 2017</p> <p>1290 Super Duke R 2018</p> <p>1290 Super Duke R 2019</p> <p>1290 Super Duke R Special Edition</p> <p>Super Bike Big</p> <p>1290 Super Duke GT 2016</p>	<p>for use with</p> <p>61229001000</p>	<p>Service <input type="checkbox"/></p> <p>Repair <input checked="" type="checkbox"/></p> <p>optional <input type="checkbox"/></p>


61229002000 Engine bracket for engine work stand					
	1290 Super Duke GT 2017 1290 Super Duke GT 2018 1290 Super Duke GT 2019				
	Service	<input type="checkbox"/>	Repair	<input checked="" type="checkbox"/>	optional

61729002000 Engine bracket for engine work stand					
 <p>61729002000</p>	Description/example of use Separate tool for mounting large engines on the engine work stand for use with 61229001000  used with model 1290 Super Duke R 2020				
	Service	<input type="checkbox"/>	Repair	<input checked="" type="checkbox"/>	optional

63529002000 Engine bracket for engine work stand					
 <p>63529002000</p>	Description/example of use Separate tool for mounting large engines on the engine work stand for use with 61229001000  used with model Travel Mid 790 Duke 890 Duke R				
	Service	<input type="checkbox"/>	Repair	<input checked="" type="checkbox"/>	optional

70029001000 Holder for the motor work stand					
 <p>70029001000</p>	Description/example of use Tool for securing the removed motor on the motor work stand for use with 61229001000  used with model Freeride E-Ride Supermoto E-Ride				
	Service	<input type="checkbox"/>	Repair	<input checked="" type="checkbox"/>	optional

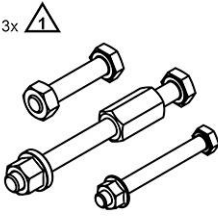
## 5.2 Wall tool organizer overview

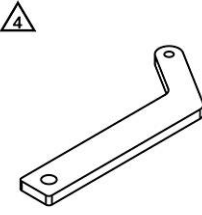


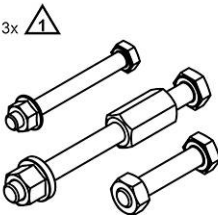
- Fitting for work stand (45229001060) (📖 p. 45)
- Holder for the engine work stand (45229001070) (📖 p. 45)
- Fitting for work stand (46229001060) (📖 p. 45)
- Holder for the engine work stand (46229001070) (📖 p. 45)
- Holder for the engine work stand (47229002020) (📖 p. 46)
- Holder for the motor work stand (50429002020) (📖 p. 46)
- Holder and fitting for work stand (55429002000) (📖 p. 46)
- Holder for the motor work stand (56029002000) (📖 p. 47)
- Holder for the motor work stand (56029002020) (📖 p. 47)
- Holder for the motor work stand (56029002030) (📖 p. 48)
- Fitting for work stand (75012001060) (📖 p. 49)
- Holder for the engine work stand (75012001070) (📖 p. 49)
- Holder and fitting for work stand (77229002000) (📖 p. 49)
- Holder and fitting for work stand (78029002000) (📖 p. 50)
- Holder and fitting for work stand (79229002000) (📖 p. 50)

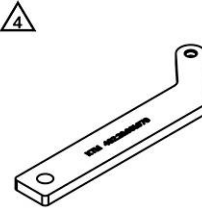
Holder and fitting for work stand (79429002000) (📖 p. 51)

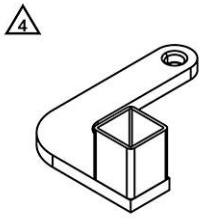
Holder and fitting for work stand (90129002000) (📖 p. 52)

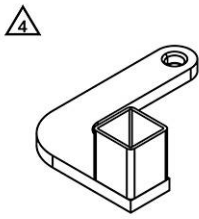
45229001060 Fitting for work stand		
 <p>3x 1</p> <p>45229001060</p>	<p>Description/example of use</p> <p>Tool for securing the removed engine on the engine work stand</p> <p>for use with</p> <p>61229001000</p> <p>used with model</p> <p>50 SX</p> <p>50 SX Mini</p> <p>50 SXS</p> <p>50 SXS Mini</p>	
	Service <input type="checkbox"/>	Repair <input checked="" type="checkbox"/>

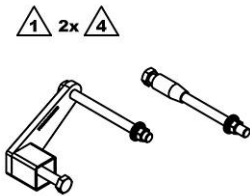
45229001070 Holder for the engine work stand		
 <p>4</p> <p>45229001070</p>	<p>Description/example of use</p> <p>Tool for securing the removed engine on the engine work stand</p> <p>for use with</p> <p>61229001000</p> <p>used with model</p> <p>50 SX</p> <p>50 SX Mini</p> <p>50 SXS</p> <p>50 SXS Mini</p>	
	Service <input type="checkbox"/>	Repair <input checked="" type="checkbox"/>

46229001060 Fitting for work stand		
 <p>3x 1</p> <p>46229001060</p>	<p>Description/example of use</p> <p>Tool for securing the removed engine on the engine work stand</p> <p>for use with</p> <p>61229001000</p> <p>used with model</p> <p>65 SX</p> <p>85 SX 2014</p> <p>85 SX 2015</p> <p>85 SX 2016</p> <p>85 SX 2017</p>	
	Service <input type="checkbox"/>	Repair <input checked="" type="checkbox"/>

46229001070 Holder for the engine work stand		
 <p>4</p> <p>46229001070</p>	<p>Description/example of use</p> <p>Tool for securing the removed engine on the engine work stand</p> <p>for use with</p> <p>61229001000</p> <p>used with model</p> <p>65 SX</p> <p>85 SX 2014</p> <p>85 SX 2015</p> <p>85 SX 2016</p> <p>85 SX 2017</p>	
	Service <input type="checkbox"/>	Repair <input checked="" type="checkbox"/>

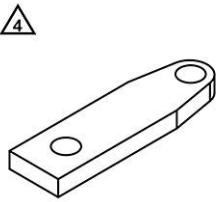
47229002020 Holder for the engine work stand		
 <p>47229002020</p>	Description/example of use Tool for securing the removed engine on the engine work stand for use with 61229001000	
	used with model 85 SX 2018 85 SX 2019 85 SX 2020	
Service	<input type="checkbox"/>	Repair <input checked="" type="checkbox"/> optional <input type="checkbox"/>

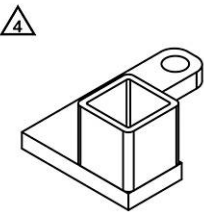
50429002020 Holder for the motor work stand		
 <p>50429002020</p>	Description/example of use Tool for securing the removed engine on the engine work stand for use with 61229001000	
	used with model 150 SX 2016 150 SX 2017 150 SX 2018 150 SX 2019 150 SX 2020 125 SX 2016 125 SX 2017 125 SX 2018 125 SX 2019 125 SX 2020 150 EXC 125 XC-W 150 XC-W	
Service	<input type="checkbox"/>	Repair <input checked="" type="checkbox"/> optional <input type="checkbox"/>

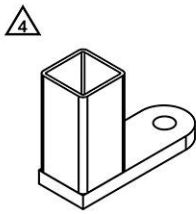
55429002000 Holder and fitting for work stand		
 <p>55429002000</p>	Description/example of use Tool for securing the removed engine on the engine work stand for use with 61229001000	
	used with model 250 SX 2017 250 SX 2018 250 SX 2019 250 SX 2020 250 EXC 2017 250 EXC 2018 250 EXC 2019 250 EXC 2020 250 EXC Six Days 2017 250 EXC Six Days 2018 250 EXC Six Days 2019 250 EXC Six Days 2020 300 EXC 2017 300 EXC 2018 300 EXC 2019 300 EXC 2020	

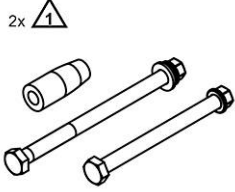

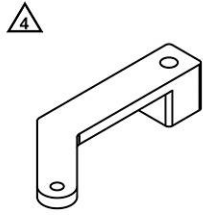

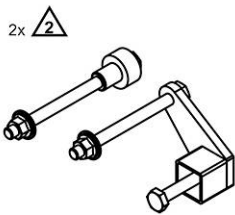



55429002000 Holder and fitting for work stand				
	300 EXC Six Days 2017			
	300 EXC Six Days 2018			
	300 EXC Six Days 2019			
	300 EXC Six Days 2020			
	250 XC-W 2017			
	250 XC-W 2018			
	250 XC-W 2019			
	250 XC-W 2020			
	250 XC 2017			
	250 XC 2018			
	250 XC 2019			
	250 XC 2020			
	300 XC 2017			
	300 XC 2018			
	300 XC 2019			
	300 XC 2020			
	300 XC-W 2017			
	300 XC-W 2018			
	300 XC-W 2019			
	300 XC-W 2020			
	300 XC-W Six Days 2017			
	300 XC-W Six Days 2018			
	300 XC-W Six Days 2019			
	300 XC-W Six Days 2020			
	Service	<input type="checkbox"/>	Repair	<input checked="" type="checkbox"/>
			optional	<input type="checkbox"/>

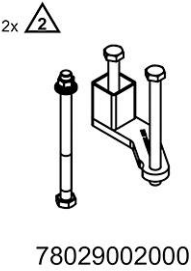
56029002000 Holder for the motor work stand			
 <p>56029002000</p>	<p>Description/example of use</p> <p>Tool for securing the removed engine on the engine work stand for use with 61229001000</p> <p>used with model</p> <p>150 SX 2014 150 SX 2015 125 SX 2014 125 SX 2015 Enduro E1 2 stroke 200 EXC 150 XC 200 XC-W</p>		
	Service	<input type="checkbox"/>	Repair
		optional	<input type="checkbox"/>

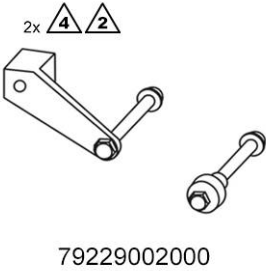
56029002020 Holder for the motor work stand			
 <p>56029002020</p>	<p>Description/example of use</p> <p>Tool for securing the removed engine on the engine work stand for use with 61229001000</p> <p>used with model</p> <p>150 SX 2014 150 SX 2015 125 SX 2014 125 SX 2015 Enduro E1 2 stroke</p>		
	Service	<input type="checkbox"/>	Repair
		optional	<input type="checkbox"/>

56029002020 Holder for the motor work stand			
	200 EXC		
	150 XC 200 XC-W		
	Service <input type="checkbox"/>	Repair <input checked="" type="checkbox"/>	optional <input type="checkbox"/>
56029002030 Holder for the motor work stand			
 <p>56029002030</p>	Description/example of use Tool for securing the removed engine on the engine work stand for use with 61229001000		
	used with model 250 SX 2014 250 SX 2015 250 SX 2016 250 EXC 2014 250 EXC 2015 250 EXC 2016 250 EXC Six Days 2014 250 EXC Six Days 2015 250 EXC Six Days 2016 250 EXC Factory Edition 300 EXC 2014 300 EXC 2015 300 EXC 2016 300 EXC Six Days 2014 300 EXC Six Days 2015 300 EXC Six Days 2016 300 EXC Factory Edition Freeride Dual Sport 2 stroke 250 XC-W 2014 250 XC-W 2015 250 XC-W 2016 250 XC 2014 250 XC 2015 250 XC 2016 300 XC 2014 300 XC 2015 300 XC 2016 300 XC-W 2014 300 XC-W 2015 300 XC-W 2016 300 XC-W Six Days 2014 300 XC-W Six Days 2015 300 XC-W Six Days 2016		
	Service <input type="checkbox"/>	Repair <input checked="" type="checkbox"/>	optional <input type="checkbox"/>

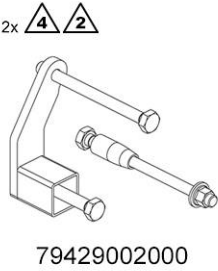


75012001060 Fitting for work stand							
 <p>2x </p> <p>75012001060</p>	<p>Description/example of use</p> <p>Tool for securing the removed engine on the engine work stand</p> <p>for use with 61229001000</p> <p>used with model</p> <p>Supermoto / Dual Sport Dual Sport Enduro 690 Duke 690 Duke R</p> <table border="1" data-bbox="571 533 1495 568"> <tr> <td>Service</td> <td><input type="checkbox"/></td> <td>Repair</td> <td><input checked="" type="checkbox"/></td> <td>optional</td> <td><input type="checkbox"/></td> </tr> </table>	Service	<input type="checkbox"/>	Repair	<input checked="" type="checkbox"/>	optional	<input type="checkbox"/>
Service	<input type="checkbox"/>	Repair	<input checked="" type="checkbox"/>	optional	<input type="checkbox"/>		
75012001070 Holder for the engine work stand							
 <p></p> <p>75012001070</p>	<p>Description/example of use</p> <p>Tool for securing the removed engine on the engine work stand</p> <p>for use with 61229001000</p> <p>used with model</p> <p>Supermoto / Dual Sport Dual Sport Enduro 690 Duke 690 Duke R</p> <table border="1" data-bbox="571 958 1495 994"> <tr> <td>Service</td> <td><input type="checkbox"/></td> <td>Repair</td> <td><input checked="" type="checkbox"/></td> <td>optional</td> <td><input type="checkbox"/></td> </tr> </table>	Service	<input type="checkbox"/>	Repair	<input checked="" type="checkbox"/>	optional	<input type="checkbox"/>
Service	<input type="checkbox"/>	Repair	<input checked="" type="checkbox"/>	optional	<input type="checkbox"/>		
77229002000 Holder and fitting for work stand							
 <p>2x </p> <p>77229002000</p>	<p>Description/example of use</p> <p>Tool for securing the removed engine on the engine work stand</p> <p>for use with 61229001000</p> <p>used with model</p> <p>350 SX-F 2014 350 SX-F 2015 250 SX-F 2014 250 SX-F 2015 250 SX-F 2016 250 SX-F 2017 250 SX-F 2018 250 SX-F 2020 Enduro E1 4 stroke 350 EXC-F 2014 350 EXC-F 2015 350 EXC-F 2016 350 EXC-F Six Days 2014 350 EXC-F Six Days 2015 350 EXC-F Six Days 2016 350 EXC-F Factory Edition Freeride 350 250 XC-F 2014 250 XC-F 2015 250 XC-F 2016 250 XC-F 2017 250 XC-F 2018 250 XC-F 2020 250 XCF-W</p>						

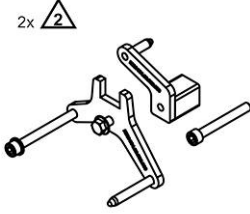

77229002000 Holder and fitting for work stand			
	350 XC-F 2014		
	350 XC-F 2015		
350 XCF-W 2014			
350 XCF-W 2015			
350 XCF-W 2016			
350 XCF-W Six Days			
Service	<input type="checkbox"/>	Repair	<input checked="" type="checkbox"/>
		optional	<input type="checkbox"/>

78029002000 Holder and fitting for work stand			
 <p>78029002000</p>	Description/example of use Tool for securing the removed engine on the engine work stand for use with 61229001000  used with model 450 SX-F 2014 450 SX-F EU 2015 450 SX-F US 2015 450 EXC 2014 450 EXC 2015 450 EXC 2016 450 EXC Six Days 2014 450 EXC Six Days 2015 450 EXC Six Days 2016 450 EXC Factory Edition 500 EXC 2014 500 EXC 2015 500 EXC 2016 500 EXC Six Days 2014 500 EXC Six Days 2015 500 EXC Six Days 2016 450 XC-F 2014 450 XC-F 2015 450 XC-W 500 XC-W 2014 500 XC-W 2015 500 XC-W 2016 Supermoto Competition		
	Service	<input type="checkbox"/>	Repair
		optional	<input type="checkbox"/>

79229002000 Holder and fitting for work stand			
 <p>79229002000</p>	Description/example of use Tool for securing the removed engine on the work stand for use with 61229001000  used with model 350 SX-F 2016 350 SX-F 2017 350 SX-F 2018 350 SX-F 2019 350 SX-F 2020 250 SX-F Factory Edition US 2015 250 SX-F 2016 250 SX-F 2017		
	Service	<input type="checkbox"/>	Repair
		optional	<input type="checkbox"/>

79229002000 Holder and fitting for work stand			
	250 SX-F 2018		
	250 SX-F 2019		
	250 SX-F 2020		
	250 EXC-F 2017		
	250 EXC-F 2018		
	250 EXC-F 2019		
	250 EXC-F 2020		
	250 EXC-F Six Days 2017		
	250 EXC-F Six Days 2018		
	250 EXC-F Six Days 2019		
	250 EXC-F Six Days 2020		
	350 EXC-F 2017		
	350 EXC-F 2018		
	350 EXC-F 2019		
	350 EXC-F 2020		
	350 EXC-F Six Days 2017		
	350 EXC-F Six Days 2018		
	350 EXC-F Six Days 2019		
	350 EXC-F Six Days 2020		
	Freeride 250 F		
	250 XC-F 2016		
	250 XC-F 2017		
	250 XC-F 2018		
	250 XC-F 2019		
	250 XC-F 2020		
	350 XC-F 2016		
	350 XC-F 2017		
	350 XC-F 2018		
	350 XC-F 2019		
	350 XC-F 2020		
	350 XCF-W 2020		
	Service	<input type="checkbox"/>	Repair
			<input checked="" type="checkbox"/>
			optional
			<input type="checkbox"/>

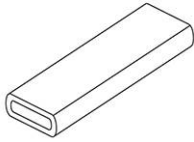
79429002000 Holder and fitting for work stand	
 <p>2x  </p> <p>79429002000</p>	<p>Description/example of use</p> <p>Tool for securing the removed engine on the engine work stand for use with 61229001000</p> <p>used with model</p> <p>450 SX-F Factory Edition US 2015 450 SX-F 2016 450 SX-F 2017 450 SX-F 2018 450 SX-F 2019 450 SX-F 2020 450 EXC 2017 450 EXC 2018 450 EXC 2019 450 EXC 2020 450 EXC Six Days 2017 450 EXC Six Days 2018 450 EXC Six Days 2019 450 EXC Six Days 2020</p>

79429002000 Holder and fitting for work stand				
	500 EXC 2017			
	500 EXC 2018			
	500 EXC 2019			
	500 EXC 2020			
	500 EXC Six Days 2017			
	500 EXC Six Days 2018			
	500 EXC Six Days 2019			
	500 EXC Six Days 2020			
	450 XC-F 2016			
	450 XC-F 2017			
	450 XC-F 2018			
	450 XC-F 2019			
	450 XC-F 2020			
	500 XC-W 2020			
	Service	<input type="checkbox"/>	Repair	<input checked="" type="checkbox"/>
			optional	<input type="checkbox"/>
90129002000 Holder and fitting for work stand				
 <p>2x </p> <p>90129002000</p>	<p>Description/example of use</p> <p>Tool for securing the removed engine on the engine work stand</p> <p>for use with</p> <p>61229001000</p> <p>used with model</p> <p>Travel Small</p> <p>Naked Small</p> <p>Super Bike Small</p>			
	Service	<input type="checkbox"/>	Repair	<input checked="" type="checkbox"/>
		optional	<input type="checkbox"/>	

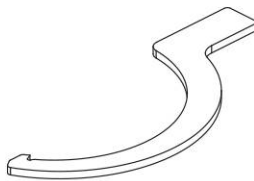
## 6.1 Overview

M01916-01	Handle for holding wrench (60012060000) (🔍 p. 53)
	Holding wrench (61329085000) (🔍 p. 53)

### 60012060000 Handle for holding wrench

 <p>60012060000</p>	<p>Description/example of use</p> <p>Extension of the holding wrench tool set, for turning components (rear hub)</p> <p style="text-align: right;">for use with 61329085000</p> <p>used with model</p> <p>Naked Big Touring</p>			
<table border="1" style="width: 100%;"> <tr> <td style="width: 33%;">Service <input checked="" type="checkbox"/></td> <td style="width: 33%;">Repair <input type="checkbox"/></td> <td style="width: 33%;">optional <input type="checkbox"/></td> </tr> </table>		Service <input checked="" type="checkbox"/>	Repair <input type="checkbox"/>	optional <input type="checkbox"/>
Service <input checked="" type="checkbox"/>	Repair <input type="checkbox"/>	optional <input type="checkbox"/>		

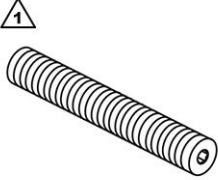
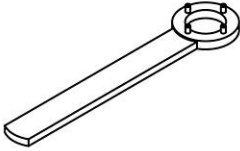

### 61329085000 Holding wrench

 <p>61329085000</p>	<p>Description/example of use</p> <p>Tool set, for turning components (rear hub)</p> <p>used with model</p> <p>Naked Big Touring</p> <p style="text-align: right;">matching tools / articles are 60012060000</p>			
<table border="1" style="width: 100%;"> <tr> <td style="width: 33%;">Service <input checked="" type="checkbox"/></td> <td style="width: 33%;">Repair <input type="checkbox"/></td> <td style="width: 33%;">optional <input type="checkbox"/></td> </tr> </table>		Service <input checked="" type="checkbox"/>	Repair <input type="checkbox"/>	optional <input type="checkbox"/>
Service <input checked="" type="checkbox"/>	Repair <input type="checkbox"/>	optional <input type="checkbox"/>		

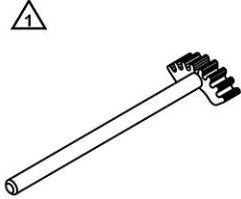
## 6.2 Wall tool organizer overview

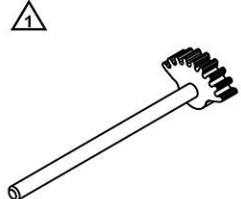
M01916-01	Locking screw (0113080802) (🔍 p. 54)
	Holding wrench (45229012000) (🔍 p. 54)
	Holding wrench (45229050000) (🔍 p. 54)
	Gear segment (45229081000) (🔍 p. 55)
	Gear segment (46229081000) (🔍 p. 55)
	Holding wrench (47029003000) (🔍 p. 55)
	Holding wrench (47229003000) (🔍 p. 55)
	Holding wrench (49012003000) (🔍 p. 55)
	Holding wrench (50329004000) (🔍 p. 56)
	Support tool (50329038000) (🔍 p. 56)
	Holding wrench (50429003000) (🔍 p. 56)
	Holding wrench (50529003000) (🔍 p. 57)
	Holding wrench (50529012000) (🔍 p. 57)
	Holding wrench (51129003000) (🔍 p. 57)
	Holding wrench (54629012200) (🔍 p. 58)
	Holding wrench (55129001000) (🔍 p. 59)
	Holding wrench (55429012000) (🔍 p. 60)
	Gear segment (56012004000) (🔍 p. 61)
	Holding wrench (59029003100) (🔍 p. 61)
	Locking screw (61229015000) (🔍 p. 61)
	Locking pin (61329033000) (🔍 p. 62)
	Holding wrench (63529003000) (🔍 p. 62)
	Socket pin (63529055090) (🔍 p. 62)
	Gear segment (70029032000) (🔍 p. 62)
	Gear segment (75029081000) (🔍 p. 62)
	Holding wrench (75029091000) (🔍 p. 63)

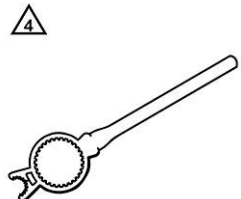
Locking screw (7732901000) (📖 p. 63)
Holding wrench (80029003000) (📖 p. 63)
Gear segment (80029004000) (📖 p. 64)
Holding wrench (90129012000) (📖 p. 64)
Hook wrench (90129051000) (📖 p. 64)
Gear segment (90129081100) (📖 p. 67)

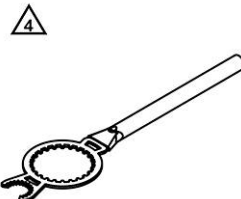
0113080802 Locking screw			
 <p>113080802</p>	Description/example of use Tool for securing components (crankshaft in TDC position)		
	used with model 450 SX-F 450 EXC 450 EXC Six Days 450 EXC Factory Edition Enduro E3 4 stroke 450 XC-F 450 XC-W Cross Country E3 4 stroke Supermoto Competition		
Service	<input checked="" type="checkbox"/>	Repair	<input type="checkbox"/>
optional			<input type="checkbox"/>
45229012000 Holding wrench			
 <p>45229012000</p>	Description/example of use Tool for holding components (rotor)		
	used with model 50 SX 50 SX Mini 50 SXS 50 SXS Mini		
Service	<input type="checkbox"/>	Repair	<input checked="" type="checkbox"/>
optional			<input type="checkbox"/>
45229050000 Holding wrench			
 <p>45229050000</p>	Description/example of use Tool for holding, loosening and tightening components (steering head)		
	used with model 50 SX 50 SX Mini 50 SXS 50 SXS Mini Travel Big		
Service	<input checked="" type="checkbox"/>	Repair	<input type="checkbox"/>
optional			<input type="checkbox"/>

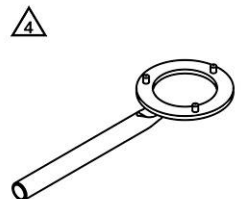



45229081000 Gear segment		
 <p>45229081000</p>	Description/example of use Tool for holding components (clutch)	
	used with model 50 SX 50 SX Mini 50 SXS 50 SXS Mini	
Service	<input type="checkbox"/>	Repair <input checked="" type="checkbox"/> optional <input type="checkbox"/>

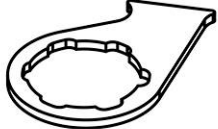
46229081000 Gear segment		
 <p>46229081000</p>	Description/example of use Tool for holding components (clutch)	
	used with model 65 SX	
Service	<input type="checkbox"/>	Repair <input checked="" type="checkbox"/> optional <input type="checkbox"/>


47029003000 Holding wrench		
 <p>47029003000</p>	Description/example of use Tool for holding components (clutch, primary gear wheel)	
	used with model 85 SX 2014 85 SX 2015 85 SX 2016 85 SX 2017	
Service	<input checked="" type="checkbox"/>	Repair <input type="checkbox"/> optional <input type="checkbox"/>

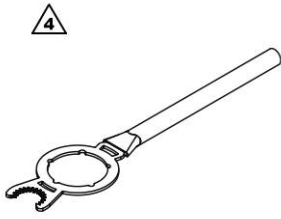
47229003000 Holding wrench		
 <p>47229003000</p>	Description/example of use Tool for holding components (clutch, primary gear wheel)	
	used with model 85 SX 2018 85 SX 2019 85 SX 2020	
Service	<input checked="" type="checkbox"/>	Repair <input type="checkbox"/> optional <input type="checkbox"/>


49012003000 Holding wrench		
 <p>49012003000</p>	Description/example of use Tool for holding components (clutch)	
	used with model 65 SX	
Service	<input checked="" type="checkbox"/>	Repair <input type="checkbox"/> optional <input type="checkbox"/>

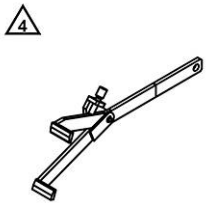
50329004000 Holding wrench		
 <p>50329004000</p>	Description/example of use Tool for holding components (primary gear wheel)	
	used with model 150 SX 2014 150 SX 2015 125 SX 2014 125 SX 2015 Enduro E1 2 stroke 200 EXC 150 XC 200 XC-W	
Service	<input type="checkbox"/>	Repair <input checked="" type="checkbox"/> optional <input type="checkbox"/>

50329038000 Support tool		
 <p>50329038000</p>	Description/example of use Tool for holding components (locating drum)	
	used with model 150 SX 2014 150 SX 2015 125 SX 2014 125 SX 2015 Enduro E1 2 stroke 200 EXC 150 XC 200 XC-W	
Service	<input checked="" type="checkbox"/>	Repair <input type="checkbox"/> optional <input type="checkbox"/>

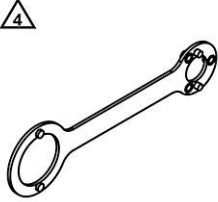
50429003000 Holding wrench		
 <p>50429003000</p>	Description/example of use Tool for holding components (clutch, primary gear wheel)	
	used with model 150 SX 2016 150 SX 2017 150 SX 2018 150 SX 2019 150 SX 2020 125 SX 2016 125 SX 2017 125 SX 2018 125 SX 2019 125 SX 2020 125 XC-W 2017 125 XC-W 2018 150 XC-W 2017 150 XC-W 2018	
Service	<input checked="" type="checkbox"/>	Repair <input type="checkbox"/> optional <input type="checkbox"/>

50529003000 Holding wrench		
 <p>50529003000</p>	Description/example of use Tool for holding components (clutch, primary gear wheel)	
	used with model 150 SX 2019 150 SX 2020 125 SX 2019 125 SX 2020 150 EXC 125 XC-W 2019 150 XC-W 2019 150 XC-W 2020	
Service	<input checked="" type="checkbox"/>	Repair <input type="checkbox"/> optional <input type="checkbox"/>



50529012000 Holding wrench		
 <p>50529012000</p>	Description/example of use Tool for holding components (rotor)	
	used with model 150 EXC 125 XC-W 2019 150 XC-W 2019 150 XC-W 2020	
Service	<input type="checkbox"/>	Repair <input checked="" type="checkbox"/> optional <input type="checkbox"/>



51129003000 Holding wrench		
 <p>51129003000</p>	Description/example of use Tool for holding components (clutch)	
	used with model 150 SX 2014 150 SX 2015 250 SX 350 SX-F 2016 350 SX-F 2017 350 SX-F 2018 350 SX-F 2019 350 SX-F 2020 450 SX-F 125 SX 2014 125 SX 2015 MX2 4 stroke Enduro E1 Enduro E2 Enduro E3 Freeride Dual Sport 150 XC 150 XC-W 2020 Cross Country E1 4 stroke Cross Country E2 2 stroke 350 XC-F 2016 350 XC-F 2017 350 XC-F 2018	

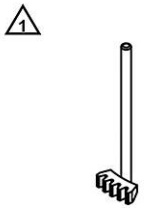
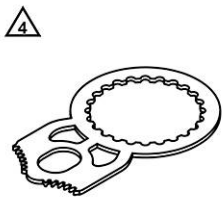
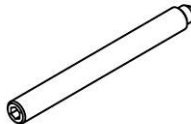
51129003000 Holding wrench		
	350 XC-F 2019	
	350 XC-F 2020	
	350 XCF-W	
	350 XCF-W Six Days	
	450 XC-F	
	450 XC-W	
	Cross Country E3	
	Travel Enduro	
	250 Duke	
	390 Duke	
	790 Duke	
	890 Duke R	
	Naked Big	
	RC 250	
	RC 390	
Super Bike Big		
Touring		
Service	<input checked="" type="checkbox"/>	Repair
		<input type="checkbox"/>
		optional
		<input type="checkbox"/>

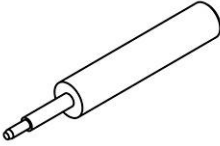
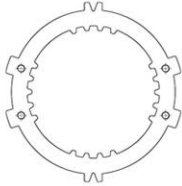
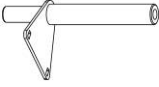
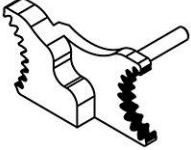

54629012200 Holding wrench	
 <p>54629012200</p>	<p>Description/example of use</p> <p>Tool for holding components (clutch, rotor)</p> <p>used with model</p> <p>Mini MX 2 stroke</p> <p>MX1 2 stroke</p> <p>MX2 2 stroke</p> <p>Enduro E1 2 stroke</p> <p>250 EXC 2017</p> <p>250 EXC 2018</p> <p>250 EXC 2019</p> <p>250 EXC Six Days 2017</p> <p>250 EXC Six Days 2018</p> <p>250 EXC Six Days 2019</p> <p>300 EXC 2017</p> <p>300 EXC 2018</p> <p>300 EXC 2019</p> <p>300 EXC Six Days 2017</p> <p>300 EXC Six Days 2018</p> <p>300 EXC Six Days 2019</p> <p>150 XC</p> <p>250 XC-W 2017</p> <p>250 XC-W 2018</p> <p>250 XC-W 2019</p> <p>250 XC 2017</p> <p>250 XC 2018</p> <p>250 XC 2019</p> <p>300 XC 2017</p> <p>300 XC 2018</p> <p>300 XC 2019</p> <p>300 XC-W 2017</p> <p>300 XC-W 2018</p> <p>300 XC-W 2019</p>

54629012200 Holding wrench			
	300 XC-W Six Days 2017		
	300 XC-W Six Days 2018		
	300 XC-W Six Days 2019		
Service	<input type="checkbox"/>	Repair	<input checked="" type="checkbox"/>
		optional	<input type="checkbox"/>

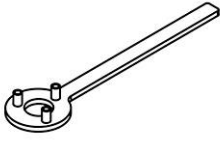
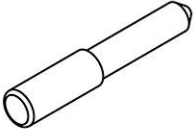

55129001000 Holding wrench			
  <p>55129001000</p>	Description/example of use Tool for holding components (rotor)		
	used with model 200 EXC 250 EXC 2014 250 EXC 2015 250 EXC 2016 250 EXC Six Days 2014 250 EXC Six Days 2015 250 EXC Six Days 2016 250 EXC Factory Edition 300 EXC 2014 300 EXC 2015 300 EXC 2016 300 EXC Six Days 2014 300 EXC Six Days 2015 300 EXC Six Days 2016 300 EXC Factory Edition Freeride Dual Sport 2 stroke 125 XC-W 150 XC-W 2017 150 XC-W 2018 150 XC-W 2019 200 XC-W 250 XC-W 2014 250 XC-W 2015 250 XC-W 2016 250 XC 2014 250 XC 2015 250 XC 2016 300 XC 2014 300 XC 2015 300 XC 2016 300 XC-W 2014 300 XC-W 2015 300 XC-W 2016 300 XC-W Six Days 2014 300 XC-W Six Days 2015 300 XC-W Six Days 2016		
Service	<input type="checkbox"/>	Repair	<input checked="" type="checkbox"/>
		optional	<input type="checkbox"/>


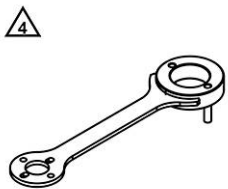
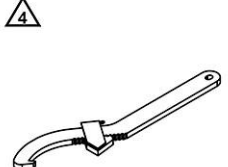
55429012000 Holding wrench		
<div style="text-align: center;">       <p>55429012000</p> </div>	<p>Description/example of use</p> <p>Tool for holding components (rotor)</p> <p>used with model</p> <p>250 SX 2017                  250 SX 2018                  250 SX 2019                  250 EXC 2017                  250 EXC 2018                  250 EXC 2019                  250 EXC 2020                  250 EXC Six Days 2017                  250 EXC Six Days 2018                  250 EXC Six Days 2019                  250 EXC Six Days 2020                  300 EXC 2017                  300 EXC 2018                  300 EXC 2019                  300 EXC 2020                  300 EXC Six Days 2017                  300 EXC Six Days 2018                  300 EXC Six Days 2019                  300 EXC Six Days 2020                  250 XC-W 2017                  250 XC-W 2018                  250 XC-W 2019                  250 XC-W 2020                  250 XC 2017                  250 XC 2018                  250 XC 2019                  250 XC 2020                  300 XC 2017                  300 XC 2018                  300 XC 2019                  300 XC 2020                  300 XC-W 2017                  300 XC-W 2018                  300 XC-W 2019                  300 XC-W 2020                  300 XC-W Six Days 2017                  300 XC-W Six Days 2018                  300 XC-W Six Days 2019                  300 XC-W Six Days 2020</p>	
Service	<input type="checkbox"/>	Repair
	<input checked="" type="checkbox"/>	optional
	<input type="checkbox"/>	

56012004000 Gear segment		
 <p>56012004000</p>	<p>Description/example of use Tool for holding components (clutch)</p> <p>used with model 250 SX 250 EXC 250 EXC Six Days 250 EXC Factory Edition Enduro E3 2 stroke Freeride Dual Sport 2 stroke 250 XC-W 250 XC Cross Country E3 2 stroke</p>	<p>Service <input type="checkbox"/> Repair <input checked="" type="checkbox"/> optional <input type="checkbox"/></p>
59029003100 Holding wrench		
 <p>59029003100</p>	<p>Description/example of use Tool for holding components (clutch)</p> <p>used with model 350 SX-F 2014 350 SX-F 2015 350 XC-F 2014 350 XC-F 2015</p>	<p>Service <input checked="" type="checkbox"/> Repair <input type="checkbox"/> optional <input type="checkbox"/></p>
61229015000 Locking screw		
 <p>61229015000</p>	<p>Description/example of use Tool for securing components (crankshaft in TDC position)</p> <p>used with model 690 SMC R 2019 690 SMC R 2020 Travel Enduro 690 Enduro R 2019 690 Enduro R 2020 250 Duke 390 Duke 690 Duke 2016 690 Duke 2017 690 Duke 2018 690 Duke 2019 690 Duke R 2016 690 Duke R 2017 790 Duke 890 Duke R Naked Big RC 250 RC 390 Super Bike Big Touring</p>	<p>Service <input checked="" type="checkbox"/> Repair <input type="checkbox"/> optional <input type="checkbox"/></p>

61329033000 Locking pin			
 <p>61329033000</p>	Description/example of use Tool for securing components (spread transmission)		
	used with model 1290 Super Adventure 1290 Super Adventure T 1290 Super Adventure S 1290 Super Adventure R		
Service	<input checked="" type="checkbox"/>	Repair	<input type="checkbox"/>
optional			<input type="checkbox"/>
63529003000 Holding wrench			
 <p>63529003000</p>	Description/example of use Tool for holding components (clutch)		
	used with model Travel Mid 790 Duke 890 Duke R		
Service	<input type="checkbox"/>	Repair	<input type="checkbox"/>
optional			<input checked="" type="checkbox"/>
63529055090 Socket pin			
 <p>63529055090</p>	Description/example of use Tool for securing the link fork when the engine is removed		
	used with model Travel Mid 790 Duke 890 Duke R		
Service	<input type="checkbox"/>	Repair	<input checked="" type="checkbox"/>
optional			<input type="checkbox"/>
70029032000 Gear segment			
 <p>70029032000</p>	Description/example of use Tool for holding components (transmission shafts)		
	used with model Freeride E-Ride Supermoto E-Ride		
Service	<input type="checkbox"/>	Repair	<input checked="" type="checkbox"/>
optional			<input type="checkbox"/>
75029081000 Gear segment			
 <p>75029081000</p>	Description/example of use Tool for holding components (clutch)		
	used with model Supermoto / Dual Sport Dual Sport Enduro 690 Duke 690 Duke R		
Service	<input type="checkbox"/>	Repair	<input checked="" type="checkbox"/>
optional			<input type="checkbox"/>





75029091000 Holding wrench		
 75029091000	Description/example of use Tool for holding components (rotor)	
	used with model Supermoto / Dual Sport Dual Sport Enduro 690 Duke 690 Duke R	
	Service <input type="checkbox"/>	Repair <input checked="" type="checkbox"/> optional <input type="checkbox"/>
77329010000 Locking screw		
 77329010000	Description/example of use Tool for securing components (crankshaft in TDC position)	
	used with model Supermoto / Dual Sport Dual Sport Enduro 690 Duke 2014 690 Duke 2015 690 Duke R 2014 690 Duke R 2015 1290 Super Duke GT 2018 1290 Super Duke GT 2019 1290 Super Duke GT 2020	
	Service <input checked="" type="checkbox"/>	Repair <input type="checkbox"/> optional <input type="checkbox"/>
80029003000 Holding wrench		
 80029003000	Description/example of use Tool for holding components (clutch)	
	used with model 250 SX MX1 4 stroke MX2 4 stroke Enduro E1 4 stroke 250 EXC 250 EXC Six Days 250 EXC Factory Edition Enduro E2 4 stroke Enduro E3 Rally Freeride Dual Sport Cross Country E1 4 stroke Cross Country E2 4 stroke Cross Country E3 4 stroke	
	Service <input type="checkbox"/>	Repair <input type="checkbox"/> optional <input checked="" type="checkbox"/>

80029004000 Gear segment			
 <p>80029004000</p>	Description/example of use Tool for holding components (clutch)		
	used with model 450 SX-F 450 EXC 450 EXC Six Days 450 EXC Factory Edition 300 EXC BR 2020 Enduro E3 4 stroke Freeride Dual Sport 2 stroke 450 XC-F 450 XC-W Cross Country E3 4 stroke Supermoto Competition		
	Service <input type="checkbox"/>	Repair <input checked="" type="checkbox"/>	optional <input type="checkbox"/>
90129012000 Holding wrench			
 <p>90129012000</p>	Description/example of use Tool for securing components (clutch, camshaft)		
	used with model 125 Duke 200 Duke RC 125 RC 200		
	Service <input type="checkbox"/>	Repair <input checked="" type="checkbox"/>	optional <input type="checkbox"/>
90129051000 Hook wrench			
 <p>90129051000</p>	Description/example of use Tool for securing components (steering head bearing)		
	used with model 85 SX 2019 85 SX 2020 150 SX 2017 150 SX 2018 150 SX 2019 150 SX 2020 250 SX 2017 250 SX 2018 250 SX 2019 250 SX 2020 350 SX-F 2017 350 SX-F 2018 350 SX-F 2019 350 SX-F 2020 450 SX-F 2017 450 SX-F 2018 450 SX-F 2019 450 SX-F 2020 125 SX 2017 125 SX 2018		

90129051000 Hook wrench	
	125 SX 2019
	125 SX 2020
	250 SX-F 2017
	250 SX-F 2018
	250 SX-F 2019
	250 SX-F 2020
	250 EXC-F 2017
	250 EXC-F 2018
	250 EXC-F 2019
	250 EXC-F 2020
	250 EXC-F Six Days 2017
	250 EXC-F Six Days 2018
	250 EXC-F Six Days 2019
	250 EXC-F Six Days 2020
	150 EXC
	250 EXC 2017
	250 EXC 2018
	250 EXC 2019
	250 EXC 2020
	250 EXC Six Days 2017
	250 EXC Six Days 2018
	250 EXC Six Days 2019
	250 EXC Six Days 2020
	350 EXC-F 2017
	350 EXC-F 2018
	350 EXC-F 2019
	350 EXC-F 2020
	350 EXC-F Six Days 2017
	350 EXC-F Six Days 2018
	350 EXC-F Six Days 2019
	350 EXC-F Six Days 2020
	450 EXC 2017
	450 EXC 2018
	450 EXC 2019
	450 EXC 2020
	450 EXC Six Days 2017
	450 EXC Six Days 2018
	450 EXC Six Days 2019
	450 EXC Six Days 2020
	300 EXC 2017
	300 EXC 2018
	300 EXC 2019
	300 EXC 2020
	300 EXC Six Days 2017
	300 EXC Six Days 2018
	300 EXC Six Days 2019
	300 EXC Six Days 2020
	500 EXC 2017
	500 EXC 2018
	500 EXC 2019
	500 EXC 2020
	500 EXC Six Days 2017
	500 EXC Six Days 2018

90129051000 Hook wrench					
	500 EXC Six Days 2019				
	500 EXC Six Days 2020				
	Freeride 250 F				
	Freeride E-XC NG EU 2018				
	Freeride E-XC 2019				
	Freeride E-XC 2020				
	125 XC-W				
	150 XC-W				
	250 XC-F 2017				
	250 XC-F 2018				
	250 XC-F 2019				
	250 XC-F 2020				
	250 XC-W 2017				
	250 XC-W US 2018				
	250 XC-W 2019				
	250 XC-W 2020				
	250 XC 2017				
	250 XC 2018				
	250 XC 2019				
	250 XC 2020				
	350 XC-F 2017				
	350 XC-F 2018				
	350 XC-F 2019				
	350 XC-F 2020				
	350 XCF-W 2020				
	450 XC-F 2017				
	450 XC-F 2018				
	450 XC-F 2019				
	450 XC-F 2020				
	300 XC 2017				
	300 XC 2018				
	300 XC 2019				
	300 XC 2020				
	300 XC-W 2017				
	300 XC-W 2018				
	300 XC-W 2019				
	300 XC-W 2020				
	300 XC-W Six Days 2017				
	300 XC-W Six Days 2018				
	300 XC-W Six Days 2019				
	300 XC-W Six Days 2020				
	500 XC-W 2020				
	690 SMC R 2019				
	690 SMC R 2020				
	Travel Small				
	690 Enduro R 2019				
	690 Enduro R 2020				
	Naked Small				
	Super Bike Small				
Service	<input checked="" type="checkbox"/>	Repair	<input type="checkbox"/>	optional	<input type="checkbox"/>

90129081100 Gear segment		
  <p>90129081100</p>	<p>Description/example of use            Tool for holding components (clutch)</p> <p>used with model            125 Duke            200 Duke            RC 125            RC 200</p>	<p>Service <input type="checkbox"/></p> <p>Repair <input checked="" type="checkbox"/></p> <p>optional <input type="checkbox"/></p>

## 7.1 Overview

M01916-01

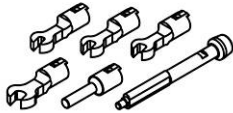
Torque wrench kit (58429094000) (📖 p. 68)

Bit for torque wrench (58429094100) (📖 p. 68)

Torque wrench (70029018000) (📖 p. 69)

Fork airpump (79412966100) (📖 p. 69)

### 58429094000 Torque wrench kit



58429094000

Description/example of use

Torque wrench with various bits in the kit for tightening fittings to tightening torque (spokes)

Technical data

Torque: 3 ... 15 Nm (2.2 ... 11.1 lbf ft)

Open ended bit: 3.9 mm (0.154 in)

Open ended bit: 4.9 mm (0.193 in)

Open ended bit: 5.5 mm (0.217 in)

Open ended bit: 6.8 mm (0.268 in)

Bit diameter: 5.9 mm (0.232 in)

used with model

Offroad

Supermoto Competition

Supermoto E-Ride

1050 Adventure

1190 Adventure

1190 Adventure R

1290 Super Adventure

1290 Super Adventure T

690 Duke

690 Duke R

1290 Super Duke R 2014

1290 Super Duke R 2015

1290 Super Duke R 2016

1290 Super Duke R Special Edition

matching tools / articles are

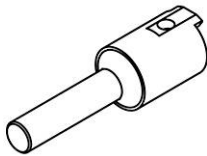
58429094100 (Scope of supply)

Service

Repair

optional

### 58429094100 Bit for torque wrench



58429094100

Description/example of use

Tool for tightening steering head bearing

Technical data

Diameter: 5.9 mm (0.232 in)

for use with

58429094000

used with model

1050 Adventure

1190 Adventure

1190 Adventure R

1290 Super Adventure

1290 Super Adventure T

690 Duke

690 Duke R

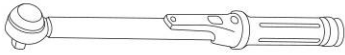
1290 Super Duke R 2014

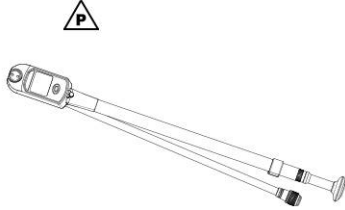
1290 Super Duke R 2015

1290 Super Duke R 2016

1290 Super Duke R Special Edition

Spare parts

70029018000 Torque wrench		
 <p>70029018000</p>	Description/example of use Tool for tightening fittings to a tightening torque Technical data Torque: 1 ... 5 Nm (0.7 ... 3.7 lbf ft) Drive: 1/4 in used with model Freeride E-Ride Supermoto E-Ride	
	Service <input type="checkbox"/>	Repair <input checked="" type="checkbox"/>

79412966100 Fork airpump	
 <p>79412966100</p>	Description/example of use Pump for adjusting fork air pressure on the air suspension fork Technical data Maximum pressure: 20 bar (290 psi) Display: Digital pressure gauge Valve connection: Schrader valve Units: bar, psi and kg/cm <sup>2</sup> Material: Aluminum tube used with model 50 SX 2017 50 SX 2018 50 SX 2019 50 SX 2020 50 SX Mini 2017 50 SX Mini 2018 50 SX Mini 2019 50 SX Mini 2020 65 SX 2017 65 SX 2018 65 SX 2019 65 SX 2020 85 SX 2019 85 SX 2020 Mini MX Electro 150 SX EU 2016 150 SX 2017 150 SX 2018 150 SX 2019 150 SX 2020 250 SX 2017 250 SX 2018 250 SX 2019 250 SX 2020 350 SX-F EU 2016 350 SX-F 2017 350 SX-F 2018 350 SX-F 2019 350 SX-F 2020 450 SX-F EU 2016 450 SX-F Factory Edition US 2016 450 SX-F 2017 450 SX-F 2018

79412966100 Fork airpump		
	450 SX-F 2019	
	450 SX-F 2020	
	125 SX EU 2016	
	125 SX 2017	
	125 SX 2018	
	125 SX 2019	
	125 SX 2020	
	250 SX-F EU 2016	
	250 SX-F Factory Edition US 2016	
	250 SX-F 2017	
	250 SX-F 2018	
	250 SX-F 2019	
	250 SX-F 2020	
	250 XC-F 2017	
	250 XC-F 2018	
	250 XC-F 2019	
	250 XC-F 2020	
	250 XC 2017	
	250 XC 2018	
	250 XC 2019	
	250 XC 2020	
	350 XC-F 2017	
	350 XC-F 2018	
	350 XC-F 2019	
	350 XC-F 2020	
	450 XC-F 2017	
	450 XC-F 2018	
	450 XC-F 2019	
	450 XC-F 2020	
	300 XC 2017	
	300 XC 2018	
	300 XC 2019	
	300 XC 2020	
	Service <input checked="" type="checkbox"/>	Repair <input type="checkbox"/>
		optional <input type="checkbox"/>

## 7.2 Wall tool organizer overview

M01916-01

- Setting gauge (45129006000) (🔊 p. 71)

---

- Setting gauge (46129006100) (🔊 p. 71)

---

- Setting gauge (47029006000) (🔊 p. 71)

---

- Measurement cap (47229031000) (🔊 p. 72)

---

- Dial gauge (50112013000) (🔊 p. 72)

---

- Dial gauge support (50112030000) (🔊 p. 72)

---

- Measurement cap (50329031000) (🔊 p. 72)

---

- Measurement cap (50429031000) (🔊 p. 73)

---

- Measurement cap (52329031000) (🔊 p. 73)

---

- Setting gauge (54829001100) (🔊 p. 73)

---

- Feeler gauge (59029041100) (🔊 p. 74)

---

- Angle disc (60029010000) (🔊 p. 74)

---

- Plastigauge** clearance gauge (60029012000) (🔊 p. 75)

---

- Testing hose (61029093000) (🔊 p. 75)

---

- Pressure testing tool (61029094000) (🔊 p. 76)

---



Hexagon socket bit (61229025000) (🔗 p. 77)

Setting gauge (63529059000) (🔗 p. 77)

Setting gauge (63529130000) (🔗 p. 77)

Setting gauge (63529130000) (🔗 p. 77)

Setting gauge (63629130000) (🔗 p. 78)

Setting gauge (69329030000) (🔗 p. 78)

Setting gauge (69329130000) (🔗 p. 78)

Cooling system tester (70029019000) (🔗 p. 78)

Testing hose (70029035000) (🔗 p. 78)

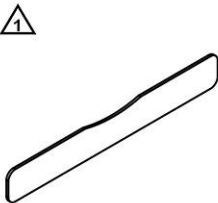
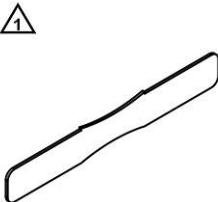
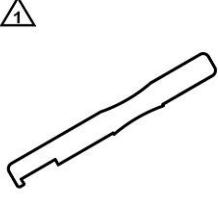
Oil pressure adapter (75029094000) (🔗 p. 79)




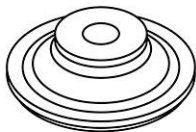
Oil pressure adapter (77329006000) (🔗 p. 80)


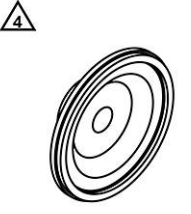
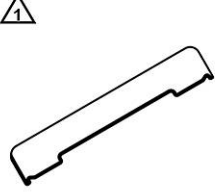
Banjo bolt (79329006000) (🔗 p. 81)

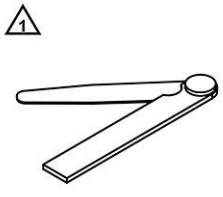
Oil pressure adapter (79429094000) (🔗 p. 82)

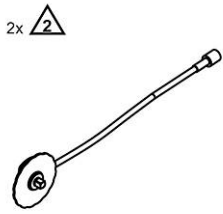
Oil pressure adapter (90129094000) (🔗 p. 83)


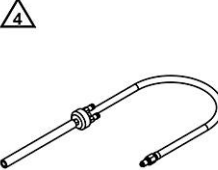
45129006000 Setting gauge			
 <p>45129006000</p>	Description/example of use Tool for checking the X dimension (piston protrusion)		
	used with model 50 SX 50 SX Mini 50 SXS 50 SXS Mini		
Service	<input checked="" type="checkbox"/>	Repair	<input type="checkbox"/>
optional			<input type="checkbox"/>
46129006100 Setting gauge			
 <p>46129006100</p>	Description/example of use Tool for checking the X dimension (piston protrusion) and the ignition setting		
	used with model 65 SX		
Service	<input checked="" type="checkbox"/>	Repair	<input type="checkbox"/>
optional			<input type="checkbox"/>
47029006000 Setting gauge			
 <p>47029006000</p>	Description/example of use Tool for checking the X dimension (piston protrusion) and the ignition setting		
	used with model 85 SX 2014 85 SX 2015 85 SX 2016 85 SX 2017		
Service	<input checked="" type="checkbox"/>	Repair	<input type="checkbox"/>
optional			<input type="checkbox"/>

47229031000 Measurement cap		
 <p>47229031000</p>	<p>Description/example of use Tool for dial gauge, for checking the X dimension (piston protrusion)</p> <p>for use with 50112030000</p> <p>used with model 85 SX 2018 85 SX 2019 85 SX 2020</p>	<p>Service <input checked="" type="checkbox"/></p> <p>Repair <input type="checkbox"/></p> <p>optional <input type="checkbox"/></p>
50112013000 Dial gauge		
 <p>50112013000</p>	<p>Description/example of use Measuring device for measuring lengths or length differences, for checking the X dimension (piston protrusion)</p> <p>used with model 85 SX 2018 85 SX 2019 85 SX 2020 150 SX MX2 2 stroke Enduro E1 2 stroke 150 EXC 200 EXC Cross Country E1 2 stroke 200 XC-W</p>	<p>matching tools / articles are 50112030000</p> <p>Service <input checked="" type="checkbox"/></p> <p>Repair <input type="checkbox"/></p> <p>optional <input type="checkbox"/></p>
50112030000 Dial gauge support		
 <p>50112030000</p>	<p>Description/example of use Tool for dial gauge, for checking the X dimension (piston protrusion)</p> <p>used with model 150 SX MX2 2 stroke Enduro E1 2 stroke 150 EXC 200 EXC Cross Country E1 2 stroke 200 XC-W</p>	<p>for use with 50112013000</p> <p>matching tools / articles are 47229031000 50329031000 50429031000 52329031000</p> <p>Service <input checked="" type="checkbox"/></p> <p>Repair <input type="checkbox"/></p> <p>optional <input type="checkbox"/></p>
50329031000 Measurement cap		
 <p>50329031000</p>	<p>Description/example of use Tool for dial gauge, for checking the X dimension (piston protrusion)</p> <p>used with model 150 SX 2014 150 SX 2015 125 SX 2014</p>	<p>for use with 50112030000</p>

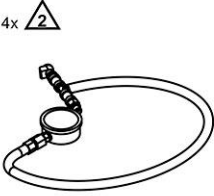
50329031000 Measurement cap			
	125 SX 2015 Enduro E1 2 stroke 150 XC		
	Service	<input checked="" type="checkbox"/>	Repair optional <input type="checkbox"/>
50429031000 Measurement cap			
 <p>50429031000</p>	Description/example of use Tool for dial gauge, for checking the X dimension (piston protrusion) for use with 50112030000  used with model 150 SX 2016 150 SX 2017 150 SX 2018 150 SX 2019 150 SX 2020 125 SX 2016 125 SX 2017 125 SX 2018 125 SX 2019 125 SX 2020 150 EXC 125 XC-W 150 XC-W		
	Service	<input checked="" type="checkbox"/>	Repair optional <input type="checkbox"/>
52329031000 Measurement cap			
 <p>52329031000</p>	Description/example of use Tool for dial gauge, for checking the X dimension (piston protrusion) for use with 50112030000  used with model 200 EXC 200 XC-W		
	Service	<input checked="" type="checkbox"/>	Repair optional <input type="checkbox"/>
54829001100 Setting gauge			
 <p>54829001100</p>	Description/example of use Tool for checking the X dimension (piston protrusion)  used with model 250 SX 250 EXC 250 EXC Six Days 250 EXC Factory Edition Enduro E3 2 stroke Freeride Dual Sport 2 stroke 250 XC-W 250 XC Cross Country E3 2 stroke		
	Service	<input checked="" type="checkbox"/>	Repair optional <input type="checkbox"/>

59029041100 Feeler gauge		
 <p>59029041100</p>	<p>Description/example of use Tool for checking and measuring installed gaps</p> <p>Technical data 5 piece: 0.10 ... 0.25 mm (0.0039 ... 0.0098 in)</p> <p>used with model Mini MX 2 stroke MX Enduro Freeride Dual Sport Cross Country Supermoto Competition Supermoto / Dual Sport Travel Naked Bike Sport Bike Touring</p>	
	<p>Service <input checked="" type="checkbox"/></p>	<p>Repair <input type="checkbox"/></p>

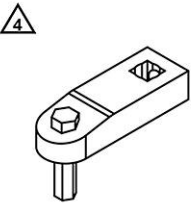
60029010000 Angle disc		
 <p>60029010000</p>	<p>Description/example of use Tool for tightening bolts with rotation angle (cylinder head nuts, conrod bearing bolts)</p> <p>Technical data Driver system / tip: 1/2 in</p> <p>used with model 350 SX-F 2014 350 SX-F 2015 250 SX-F 2014 250 SX-F EU 2015 250 SX-F US 2015 250 EXC-F 2014 250 EXC-F 2015 250 EXC-F 2016 250 EXC-F Six Days 2014 250 EXC-F Six Days 2015 250 EXC-F Six Days 2016 250 EXC-F Factory Edition 250 XC-F 2014 250 XC-F 2015 250 XCF-W 350 XC-F 2014 350 XC-F 2015 Travel Mid Travel Big 790 Duke 890 Duke R Naked Big Super Bike Big Touring</p>	
	<p>Service <input type="checkbox"/></p>	<p>Repair <input checked="" type="checkbox"/></p>

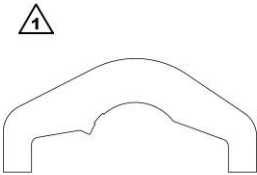
60029012000 Plastigauge clearance gauge	
 <p>60029012000</p>	<p>Description/example of use Tool for measuring bearing play</p> <p>Technical data 0.025 ... 0.175 mm (0.00098 ... 0.00689 in)</p> <p>used with model 350 SX-F MX2 4 stroke Enduro E1 4 stroke 350 EXC-F 350 EXC-F Six Days 350 EXC-F Factory Edition Freeride Dual Sport 4 stroke Cross Country E1 4 stroke 350 XC-F 350 XCF-W 350 XCF-W Six Days Travel Enduro Naked Small 790 Duke 890 Duke R Naked Big Sport Bike Touring</p>
<p>Service <input type="checkbox"/> Repair <input checked="" type="checkbox"/> optional <input type="checkbox"/></p>	
61029093000 Testing hose	
 <p>61029093000</p>	<p>Description/example of use Hose for pressure testing tool, for checking the fuel pressure</p> <p>for use with 61029094000</p> <p>used with model MX1 4 stroke MX2 4 stroke Enduro E1 4 stroke 150 EXC 250 EXC TPI EU 2018 250 EXC 2019 250 EXC 2020 250 EXC Six Days 2018 250 EXC Six Days 2019 250 EXC Six Days 2020 Enduro E2 4 stroke 300 EXC TPI EU 2018 300 EXC TPI EU 2019 300 EXC 2020 300 EXC Six Days 2018 300 EXC Six Days 2019 300 EXC Six Days 2020 Enduro E3 4 stroke Freeride Dual Sport 4 stroke 150 XC-W 2020 Cross Country E1 4 stroke 250 XC-W TPI US 2018</p>

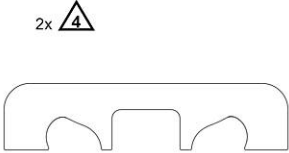
61029093000 Testing hose		
	250 XC-W 2019	
	250 XC-W 2020	
	250 XC 2020	
	Cross Country E2 4 stroke	
	300 XC 2020	
	300 XC-W 2019	
	300 XC-W 2020	
	300 XC-W Six Days 2019	
	300 XC-W Six Days 2020	
	Cross Country E3 4 stroke	
Supermoto Competition		
Supermoto / Dual Sport		
Travel		
Naked Bike		
Sport Bike		
Touring		
Service	<input checked="" type="checkbox"/>	Repair <input type="checkbox"/> optional <input type="checkbox"/>

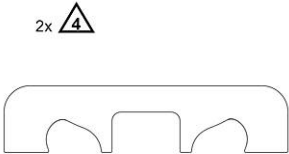
61029094000 Pressure testing tool		
 <p>61029094000</p>	Description/example of use	
	Tool for checking fuel and oil pressure	
	used with model	matching tools / articles are
	MX1 4 stroke	61029093000
	MX2 4 stroke	75029094000
	Enduro E1 4 stroke	77329006000
	150 EXC	79329006000
	250 EXC TPI EU 2018	79429094000
	250 EXC 2019	90129094000
	250 EXC 2020	
250 EXC Six Days 2018		
250 EXC Six Days 2019		
250 EXC Six Days 2020		
Enduro E2 4 stroke		
300 EXC TPI EU 2018		
300 EXC TPI EU 2019		
300 EXC 2020		
300 EXC Six Days 2018		
300 EXC Six Days 2019		
300 EXC Six Days 2020		
Enduro E3 4 stroke		
Freeride Dual Sport 4 stroke		
150 XC-W 2020		
Cross Country E1 4 stroke		
250 XC-W TPI US 2018		
250 XC-W 2019		
250 XC-W 2020		
250 XC 2020		
Cross Country E2 4 stroke		
300 XC 2020		
300 XC-W 2019		
300 XC-W 2020		
300 XC-W Six Days 2019		

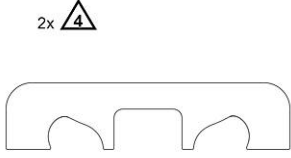

61029094000 Pressure testing tool			
	300 XC-W Six Days 2020 Cross Country E3 4 stroke Supermoto Competition Supermoto / Dual Sport Travel Naked Bike Sport Bike Touring		
	Service	<input checked="" type="checkbox"/>	Repair optional

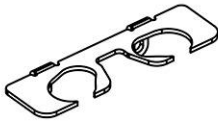

61229025000 Hexagon socket bit			
 <p>61229025000</p>	Description/example of use Bit for torque wrench, for tightening fittings to tightening torques (camshaft bearing support)		
	Technical data Hexagon socket: 5 mm (0.2 in) Drive: 1/4 in used with model Travel Big Naked Big Super Bike Big Touring		
Service	<input checked="" type="checkbox"/>	Repair optional	<input type="checkbox"/>



63529059000 Setting gauge			
 <p>63529059000</p>	Description/example of use Tool for aligning the upper balancer shaft		
	used with model Travel Mid 790 Duke 890 Duke R		
Service	<input checked="" type="checkbox"/>	Repair optional	<input type="checkbox"/>

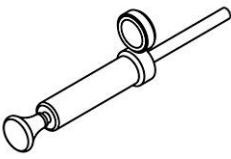

63529130000 Setting gauge			
 <p>63529130000</p>	Description/example of use Tool for aligning the camshafts		
	used with model 790 Duke		
Service	<input checked="" type="checkbox"/>	Repair optional	<input type="checkbox"/>



63529530000 Setting gauge			
 <p>63529530000</p>	Description/example of use Tool for aligning the camshafts		
	used with model Travel Mid		
Service	<input checked="" type="checkbox"/>	Repair optional	<input type="checkbox"/>

63629130000 Setting gauge			
 <p>2x </p> <p>63629130000</p>	Description/example of use Tool for aligning the camshafts		
	used with model 890 Duke R		
Service	<input checked="" type="checkbox"/>	Repair	<input type="checkbox"/>
		optional	<input type="checkbox"/>

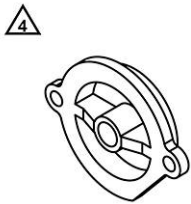
69329030000 Setting gauge			
 <p>2x </p> <p>69329030000</p>	Description/example of use Tool for adjusting the valve timing on the front cylinder (cylinder 2)		
	used with model Super Bike Big		
Service	<input checked="" type="checkbox"/>	Repair	<input type="checkbox"/>
		optional	<input type="checkbox"/>

69329130000 Setting gauge			
 <p>2x </p> <p>69329130000</p>	Description/example of use Tool for adjusting the valve timing on the rear cylinder (cylinder 1)		
	used with model Super Bike Big		
Service	<input checked="" type="checkbox"/>	Repair	<input type="checkbox"/>
		optional	<input type="checkbox"/>

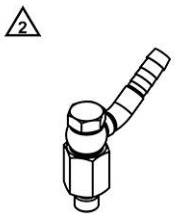
70029019000 Cooling system tester			
 <p></p> <p>70029019000</p>	Description/example of use Tool for leakage test (cooling system)		
	used with model Freeride E-Ride Supermoto E-Ride		matching tools / articles are 70029035000
Service	<input type="checkbox"/>	Repair	<input checked="" type="checkbox"/>
		optional	<input type="checkbox"/>


70029035000 Testing hose			
 <p></p> <p>70029035000</p>	Description/example of use Hose for cooling system tester, for checking the cooling system		
	used with model Freeride E-Ride Supermoto E-Ride		for use with 70029019000
Service	<input type="checkbox"/>	Repair	<input checked="" type="checkbox"/>
		optional	<input type="checkbox"/>




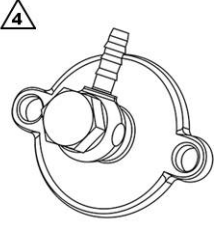
75029094000 Oil pressure adapter	
 <p>75029094000</p>	<p>Description/example of use</p> <p>Adapter for pressure testing tool, for checking oil pressure for use with 61029094000</p> <p>used with model</p> <p>450 SX-F 2014 450 SX-F EU 2015 450 SX-F US 2015 450 EXC 2014 450 EXC 2015 450 EXC 2016 450 EXC Six Days 2014 450 EXC Six Days 2015 450 EXC Six Days 2016 450 EXC Factory Edition 500 EXC 2014 500 EXC 2015 500 EXC 2016 500 EXC Six Days 2014 500 EXC Six Days 2015 500 EXC Six Days 2016 450 XC-F 2014 450 XC-F 2015 450 XC-W 500 XC-W 2014 500 XC-W 2015 500 XC-W 2016 Supermoto Competition Travel Mid 125 Duke 2014 125 Duke 2015 125 Duke 2016 200 Duke 2014 200 Duke 2015 200 Duke 2016 250 Duke 2015 250 Duke 2016 390 Duke 2014 390 Duke 2015 390 Duke 2016 790 Duke 890 Duke R RC 125 2014 RC 125 2015 RC 125 2016 RC 200 2014 RC 200 2015 RC 200 2016 RC 250 2015 RC 250 2016 RC 390 2014 RC 390 2015 RC 390 2016</p>

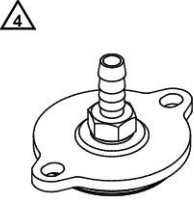
75029094000 Oil pressure adapter			
	RC 390 CN 2017		
	RC 390 TH 2017		
	Super Bike Big		
Service	<input type="checkbox"/>	Repair	<input checked="" type="checkbox"/>
		optional	<input type="checkbox"/>

77329006000 Oil pressure adapter	
 <p>77329006000</p>	<p>Description/example of use</p> <p>Adapter for pressure testing tool, for checking oil pressure for use with 61029094000</p> <p>used with model</p> <p>350 SX-F 2014 350 SX-F 2015 350 SX-F 2016 350 SX-F 2017 350 SX-F 2018 250 SX-F 2014 250 SX-F 2015 250 SX-F 2016 250 SX-F 2017 250 SX-F 2018 250 SX-F 2019 250 EXC-F 2014 250 EXC-F 2015 250 EXC-F 2016 250 EXC-F 2017 250 EXC-F 2018 250 EXC-F 2019 250 EXC-F Six Days 2014 250 EXC-F Six Days 2015 250 EXC-F Six Days 2016 250 EXC-F Six Days 2017 250 EXC-F Six Days 2018 250 EXC-F Six Days 2019 250 EXC-F Factory Edition 350 EXC-F 2014 350 EXC-F 2015 350 EXC-F 2016 350 EXC-F 2017 350 EXC-F 2018 350 EXC-F 2019 350 EXC-F Six Days 2014 350 EXC-F Six Days 2015 350 EXC-F Six Days 2016 350 EXC-F Six Days 2017 350 EXC-F Six Days 2018 350 EXC-F Six Days 2019 350 EXC-F Factory Edition Freeride Dual Sport 4 stroke 250 XC-F 2014 250 XC-F 2015 250 XC-F 2016 250 XC-F 2017</p>

77329006000 Oil pressure adapter		
	250 XC-F 2018	
	250 XC-F 2019	
	250 XCF-W	
	350 XC-F 2014	
	350 XC-F 2015	
	350 XC-F 2016	
	350 XC-F 2017	
	350 XC-F 2018	
	350 XCF-W 2014	
	350 XCF-W 2015	
	350 XCF-W 2016	
	350 XCF-W Six Days	
	Supermoto / Dual Sport	
	Travel Big	
	Dual Sport Enduro	
	690 Duke	
	690 Duke R	
Naked Big		
Touring		
Service	<input type="checkbox"/>	Repair <input checked="" type="checkbox"/> optional <input type="checkbox"/>

79329006000 Banjo bolt		
 <p>79329006000</p>	Description/example of use	
	Banjo bolt for pressure testing tool, for checking oil pressure for use with 61029094000	
	used with model	
	350 SX-F 2017	
	350 SX-F 2018	
	250 SX-F 2017	
	250 SX-F 2018	
	250 EXC-F 2017	
	250 EXC-F 2018	
	250 EXC-F 2019	
	250 EXC-F Six Days 2017	
	250 EXC-F Six Days 2018	
	250 EXC-F Six Days 2019	
	350 EXC-F 2017	
	350 EXC-F 2018	
	350 EXC-F 2019	
	350 EXC-F Six Days 2017	
	350 EXC-F Six Days 2018	
	350 EXC-F Six Days 2019	
	Freeride 250 F	
Freeride 350 2016		
Freeride 350 2017		
250 XC-F 2017		
250 XC-F 2018		
350 XC-F 2017		
350 XC-F 2018		
Service	<input type="checkbox"/>	Repair <input checked="" type="checkbox"/> optional <input type="checkbox"/>

79429094000 Oil pressure adapter					
 <p>79429094000</p>	<p>Description/example of use</p> <p>Adapter for pressure testing tool, for checking oil pressure for use with 61029094000</p> <p>used with model</p> <p>350 SX-F 2019 350 SX-F 2020 450 SX-F Factory Edition US 2015 450 SX-F 2016 450 SX-F 2017 450 SX-F 2018 450 SX-F 2019 450 SX-F 2020 250 SX-F 2019 250 SX-F 2020 250 EXC-F 2020 250 EXC-F Six Days 2020 350 EXC-F 2020 350 EXC-F Six Days 2020 450 EXC 2017 450 EXC 2018 450 EXC 2019 450 EXC 2020 450 EXC Six Days 2017 450 EXC Six Days 2018 450 EXC Six Days 2019 450 EXC Six Days 2020 500 EXC 2017 500 EXC 2018 500 EXC 2019 500 EXC 2020 500 EXC Six Days 2017 500 EXC Six Days 2018 500 EXC Six Days 2019 500 EXC Six Days 2020 250 XC-F 2019 250 XC-F 2020 350 XC-F 2019 350 XC-F 2020 350 XCF-W 2020 450 XC-F 2016 450 XC-F 2017 450 XC-F 2018 450 XC-F 2019 450 XC-F 2020 500 XC-W 2020</p>	<table border="1" style="width: 100%; border-collapse: collapse;"> <tr> <td style="width: 33%;">Service <input type="checkbox"/></td> <td style="width: 33%;">Repair <input checked="" type="checkbox"/></td> <td style="width: 33%;">optional <input type="checkbox"/></td> </tr> </table>	Service <input type="checkbox"/>	Repair <input checked="" type="checkbox"/>	optional <input type="checkbox"/>
Service <input type="checkbox"/>	Repair <input checked="" type="checkbox"/>	optional <input type="checkbox"/>			

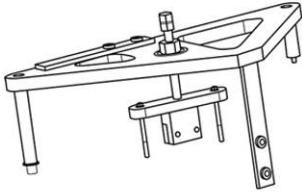
90129094000 Oil pressure adapter		
 <p>90129094000</p>	<p>Description/example of use</p> <p>Adapter for pressure testing tool, for checking oil pressure for use with 61029094000</p> <p>used with model</p> <p>Travel Small</p> <p>125 Duke 2016 125 Duke 2017 125 Duke 2018 125 Duke 2019 125 Duke 2020 200 Duke 2016 200 Duke 2017 200 Duke 2018 200 Duke 2019 200 Duke 2020 250 Duke 2016 250 Duke 2017 250 Duke 2018 250 Duke 2019 250 Duke 2020 390 Duke 2016 390 Duke 2017 390 Duke 2018 390 Duke 2019 390 Duke 2020 RC 125 2016 RC 125 2017 RC 125 2018 RC 125 2019 RC 125 2020 RC 200 2016 RC 200 2017 RC 200 2018 RC 200 2019 RC 200 2020 RC 250 2016 RC 250 2017 RC 390 2016 RC 390 2017 RC 390 2018 RC 390 2019 RC 390 2020</p>	
	Service <input type="checkbox"/>	Repair <input checked="" type="checkbox"/>
		optional <input type="checkbox"/>

## 8.1 Overview

M01916-01

Lifting equipment (70029002044) (📖 p. 84)

### 70029002044 Lifting equipment



70029002044

Description/example of use

Tool for pulling off components (stator cover and stator)

used with model

Freeride E-Ride

Supermoto E-Ride

Service



Repair



optional



## 8.2 Wall tool organizer overview

M01916-01

Bearing puller (15112017000) (📖 p. 85)

Internal bearing puller (15112018000) (📖 p. 85)

Internal bearing puller (15112018100) (📖 p. 85)

Puller (45229048000) (📖 p. 86)

Puller (46129021000) (📖 p. 86)

Puller (54629009044) (📖 p. 87)

Puller (58012009000) (📖 p. 87)

Puller (58429009000) (📖 p. 88)

Puller (58429037031) (📖 p. 88)

Puller (58429037037) (📖 p. 88)

Puller (58429037040) (📖 p. 88)

Puller (58429037043) (📖 p. 89)

Puller (59029033000) (📖 p. 91)

Internal bearing puller (60029018000) (📖 p. 91)

Puller (60029033000) (📖 p. 91)

Puller (61029010000) (📖 p. 92)

Puller (61229010000) (📖 p. 92)

Arms for puller (61229017000) (📖 p. 93)

Puller (61229020000) (📖 p. 93)

Puller (61329005000) (📖 p. 93)

Puller (75029021000) (📖 p. 93)

Puller (75029048100) (📖 p. 94)

Puller (77229001044) (📖 p. 94)

Puller (77229048000) (📖 p. 94)

Puller (78029033100) (📖 p. 95)

Puller (79229032044) (📖 p. 95)

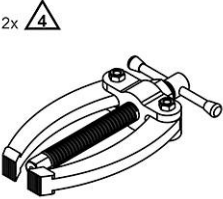

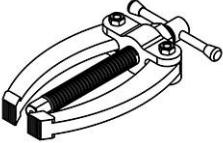
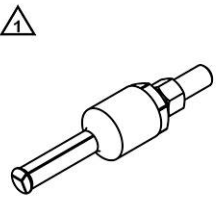

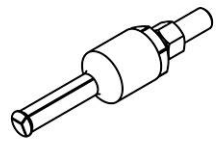
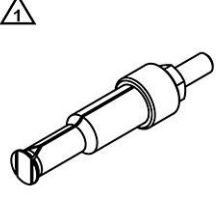

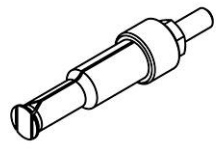
Puller (79229048000) (📖 p. 96)

Puller (90129009000) (📖 p. 97)

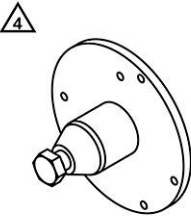
Puller (90129018000) (📖 p. 98)

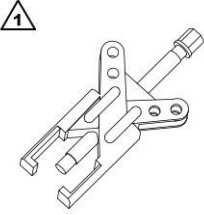
Puller (90129048100) (📖 p. 98)

Puller (90229009000) (📖 p. 98)

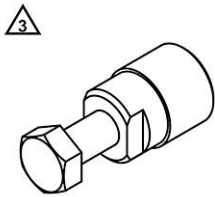
15112017000 Bearing puller		
<div style="text-align: center;">  <p>2x </p>  <p>15112017000</p> </div>	<p>Description/example of use Tool for removing bearings from a housing</p> <p>used with model</p> <p>Mini MX Electro 450 SX-F 450 EXC 450 EXC Six Days 450 EXC Factory Edition Enduro E3 4 stroke 450 XC-F 450 XC-W Cross Country E3 4 stroke Supermoto Competition Supermoto / Dual Sport Travel Mid Travel Big Dual Sport Enduro Naked Mid Naked Big Super Bike Big Touring</p>	<p>matching tools / articles are</p> <p>15112018000 15112018100 60029018000</p>
<p>Service <input type="checkbox"/> Repair <input checked="" type="checkbox"/> optional <input type="checkbox"/></p>		
15112018000 Internal bearing puller		
<div style="text-align: center;">  <p></p>  <p>15112018000</p> </div>	<p>Description/example of use Tool for removing bearings from a housing</p> <p>Technical data</p> <p>12 ... 16 mm (0.47 ... 0.63 in)</p> <p>used with model</p> <p>Travel Mid 790 Duke 890 Duke R</p>	<p>for use with</p> <p>15112017000</p>
<p>Service <input type="checkbox"/> Repair <input checked="" type="checkbox"/> optional <input type="checkbox"/></p>		
15112018100 Internal bearing puller		
<div style="text-align: center;">  <p></p>  <p>15112018100</p> </div>	<p>Description/example of use Tool for removing bearings from a housing</p> <p>Technical data</p> <p>18 ... 23 mm (0.71 ... 0.91 in)</p> <p>used with model</p> <p>Mini MX Electro 450 SX-F 450 EXC 450 EXC Six Days 450 EXC Factory Edition Enduro E3 4 stroke 450 XC-F 450 XC-W Cross Country E3 4 stroke Supermoto Competition Supermoto / Dual Sport 1050 Adventure</p>	<p>for use with</p> <p>15112017000</p>

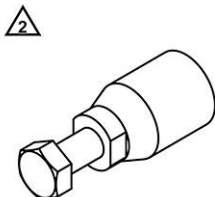
15112018100 Internal bearing puller		
	1090 Adventure 1090 Adventure R 1090 Adventure S 1290 Super Adventure 1290 Super Adventure T 1290 Super Adventure S 1290 Super Adventure R Dual Sport Enduro 690 Duke 690 Duke R Naked Big Touring	
	Service <input type="checkbox"/>	Repair <input checked="" type="checkbox"/>

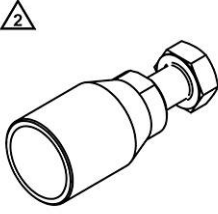
45229048000 Puller		
 <p>45229048000</p>	Description/example of use Tool for disengaging components (sections of the engine case)	
	used with model 50 SX 50 SX Mini 50 SXS 50 SXS Mini 65 SX	
Service <input type="checkbox"/>	Repair <input checked="" type="checkbox"/>	optional <input type="checkbox"/>

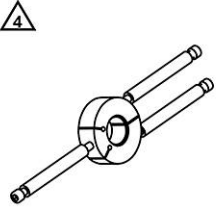
46129021000 Puller		
 <p>46129021000</p>	Description/example of use Tool for pulling off components (primary gear wheel, sleeve, main shaft, rotor)	
	used with model 50 SX 50 SX Mini 50 SXS 50 SXS Mini 350 SX-F MX2 4 stroke Enduro E1 4 stroke 350 EXC-F 2017 350 EXC-F 2018 350 EXC-F 2019 350 EXC-F 2020 350 EXC-F Six Days 2017 350 EXC-F Six Days 2018 350 EXC-F Six Days 2019 350 EXC-F Six Days 2020 Freeride 250 F Cross Country E1 4 stroke 350 XC-F 350 XCF-W 2020	
Service <input type="checkbox"/>	Repair <input checked="" type="checkbox"/>	optional <input type="checkbox"/>

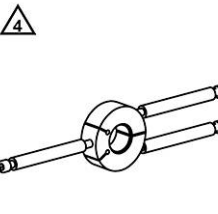


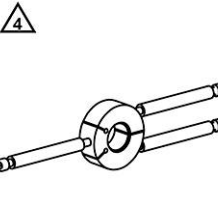
54629009044 Puller		
 <p>54629009044</p>	<p>Description/example of use</p> <p>Tool for pulling off components (rotor)</p>	
	<p>used with model</p> <p>65 SX</p> <p>85 SX</p> <p>MX1 2 stroke</p> <p>MX2 2 stroke</p> <p>Enduro E1 2 stroke</p> <p>150 XC</p>	
Service	<input type="checkbox"/>	Repair <input checked="" type="checkbox"/> optional <input type="checkbox"/>

58012009000 Puller		
 <p>58012009000</p>	<p>Description/example of use</p> <p>Tool for pulling off components (rotor)</p>	
	<p>used with model</p> <p>350 SX-F 2014</p> <p>350 SX-F 2015</p> <p>450 SX-F 2014</p> <p>450 SX-F EU 2015</p> <p>450 SX-F US 2015</p> <p>250 SX-F 2014</p> <p>250 SX-F EU 2015</p> <p>250 SX-F US 2015</p> <p>Enduro E1 4 stroke</p> <p>Enduro E2</p> <p>Enduro E3</p> <p>Freeride Dual Sport</p> <p>125 XC-W</p> <p>150 XC-W</p> <p>250 XC-F 2014</p> <p>250 XC-F 2015</p> <p>250 XCF-W</p> <p>Cross Country E2 2 stroke</p> <p>350 XC-F 2014</p> <p>350 XC-F 2015</p> <p>350 XCF-W</p> <p>350 XCF-W Six Days</p> <p>450 XC-F 2014</p> <p>450 XC-F 2015</p> <p>450 XC-W</p> <p>Cross Country E3</p> <p>Supermoto Competition</p>	
Service	<input type="checkbox"/>	Repair <input checked="" type="checkbox"/> optional <input type="checkbox"/>

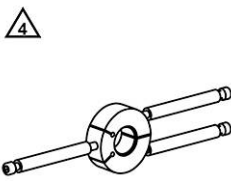
58429009000 Puller		
 <p>58429009000</p>	Description/example of use Tool for pulling off components (rotor)	
	used with model Supermoto / Dual Sport Dual Sport Enduro 690 Duke 690 Duke R	
Service	<input type="checkbox"/>	Repair <input checked="" type="checkbox"/> optional <input type="checkbox"/>

58429037031 Puller		
 <p>58429037031</p>	Description/example of use Tool for pulling off components (inner bearing race of crankshaft)	
	Technical data Inside diameter: 31.5 mm (1.24 in) used with model 85 SX	
Service	<input type="checkbox"/>	Repair <input checked="" type="checkbox"/> optional <input type="checkbox"/>

58429037037 Puller		
 <p>58429037037</p>	Description/example of use Tool for pulling off components (inner bearing race of crankshaft)	
	Technical data Inside diameter: 37.5 mm (1.476 in) used with model 150 SX 350 SX-F MX2 Enduro E1 150 EXC 200 EXC 350 EXC-F 350 EXC-F Six Days 350 EXC-F Factory Edition Freeride Dual Sport 4 stroke Cross Country E1 200 XC-W 350 XC-F 350 XCF-W 350 XCF-W Six Days	
Service	<input type="checkbox"/>	Repair <input checked="" type="checkbox"/> optional <input type="checkbox"/>

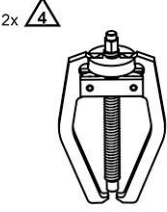
58429037040 Puller		
 <p>58429037040</p>	Description/example of use Tool for pulling off components (inner bearing race of crankshaft)	
	Technical data Inside diameter: 40.4 mm (1.591 in) used with model 250 SX 2014 250 SX 2015 250 SX 2016 250 EXC 2014	

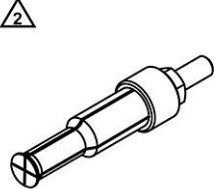
58429037040 Puller		
	250 EXC 2015	
	250 EXC 2016	
	250 EXC Six Days 2014	
	250 EXC Six Days 2015	
	250 EXC Six Days 2016	
	250 EXC Factory Edition	
	300 EXC 2014	
	300 EXC 2015	
	300 EXC 2016	
	300 EXC Six Days 2014	
	300 EXC Six Days 2015	
	300 EXC Six Days 2016	
	300 EXC Factory Edition	
	Freeride Dual Sport 2 stroke	
	250 XC-W 2014	
	250 XC-W 2015	
	250 XC-W 2016	
	250 XC 2014	
	250 XC 2015	
	250 XC 2016	
	300 XC 2014	
	300 XC 2015	
	300 XC 2016	
	300 XC-W 2014	
	300 XC-W 2015	
	300 XC-W 2016	
	300 XC-W Six Days 2014	
	300 XC-W Six Days 2015	
	300 XC-W Six Days 2016	
	Service	<input type="checkbox"/>
		<input checked="" type="checkbox"/>
		optional
		<input type="checkbox"/>

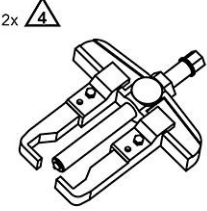
58429037043 Puller	
 <p>58429037043</p>	Description/example of use
	Tool for pulling off components (inner bearing race of crankshaft)
	Technical data
	Inside diameter: 43.9 mm (1.728 in)
	used with model
	250 SX 2017
	250 SX 2018
	250 SX 2019
	250 SX 2020
	450 SX-F Factory Edition US 2015
	450 SX-F 2016
	450 SX-F 2017
	450 SX-F 2018
	450 SX-F 2019
	450 SX-F 2020
	250 EXC 2017
	250 EXC 2018
	250 EXC 2019
	250 EXC 2020
	250 EXC Six Days 2017
250 EXC Six Days 2018	

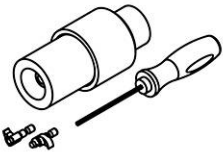
58429037043 Puller	
	250 EXC Six Days 2019
	250 EXC Six Days 2020
	450 EXC 2017
	450 EXC 2018
	450 EXC 2019
	450 EXC 2020
	450 EXC Six Days 2017
	450 EXC Six Days 2018
	450 EXC Six Days 2019
	450 EXC Six Days 2020
	300 EXC 2017
	300 EXC 2018
	300 EXC 2019
	300 EXC 2020
	300 EXC Six Days 2017
	300 EXC Six Days 2018
	300 EXC Six Days 2019
	300 EXC Six Days 2020
	500 EXC 2017
	500 EXC 2018
	500 EXC 2019
	500 EXC 2020
	500 EXC Six Days 2017
	500 EXC Six Days 2018
	500 EXC Six Days 2019
	500 EXC Six Days 2020
	250 XC-W 2017
	250 XC-W 2018
	250 XC-W 2019
	250 XC-W 2020
	250 XC 2017
	250 XC 2018
	250 XC 2019
	250 XC 2020
	450 XC-F 2016
	450 XC-F 2017
	450 XC-F 2018
	450 XC-F 2019
	450 XC-F 2020
	300 XC 2017
	300 XC 2018
	300 XC 2019
	300 XC 2020
	300 XC-W 2017
	300 XC-W 2018
	300 XC-W 2019
	300 XC-W 2020
	300 XC-W Six Days 2017
	300 XC-W Six Days 2018
	300 XC-W Six Days 2019
	300 XC-W Six Days 2020
	500 XC-W 2020
	Supermoto / Dual Sport

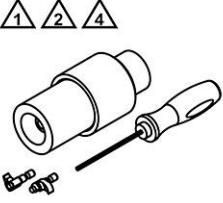
58429037043 Puller			
	Dual Sport Enduro		
	690 Duke 690 Duke R		
Service	<input type="checkbox"/>	Repair	<input checked="" type="checkbox"/>
optional			<input type="checkbox"/>

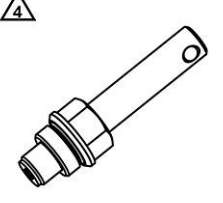
59029033000 Puller			
 <p>59029033000</p>	Description/example of use Tool for pulling off components (timing chain sprocket)		
	used with model 690 SMC R 2014 690 SMC R 2015 690 SMC R 2016 690 SMC R 2017 690 Enduro R 2014 690 Enduro R 2015 690 Enduro R 2016 690 Enduro R 2017 690 Enduro R 2018 690 Duke 2014 690 Duke 2015 690 Duke R 2014 690 Duke R 2015		
Service	<input type="checkbox"/>	Repair	<input checked="" type="checkbox"/>
optional			<input type="checkbox"/>

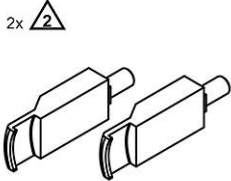
60029018000 Internal bearing puller			
 <p>60029018000</p>	Description/example of use Tool for removing bearings from a housing		
	Technical data 23 ... 28 mm (0.91 ... 1.1 in)		for use with 15112017000
used with model Travel Big Naked Big Super Bike Big Touring			
Service	<input type="checkbox"/>	Repair	<input checked="" type="checkbox"/>
optional			<input type="checkbox"/>

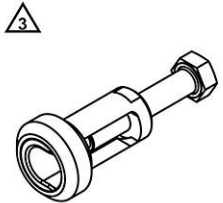
60029033000 Puller			
 <p>60029033000</p>	Description/example of use Tool for pulling off components (timing chain sprocket)		
	used with model 450 SX-F 2014 450 SX-F EU 2015 450 SX-F US 2015 450 SX-F Factory Edition US 2018 450 SX-F 2019 450 SX-F 2020 450 EXC 2014 450 EXC 2015 450 EXC 2016 450 EXC 2019 450 EXC 2020 450 EXC Six Days 2014		

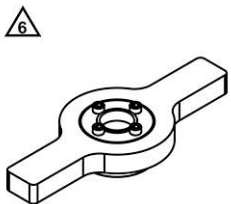
60029033000 Puller			
 <p>61029010000</p>	450 EXC Six Days 2015 450 EXC Six Days 2016 450 EXC Six Days 2019 450 EXC Six Days 2020 450 EXC Factory Edition 500 EXC 2014 500 EXC 2015 500 EXC 2016 500 EXC 2019 500 EXC 2020 500 EXC Six Days 2014 500 EXC Six Days 2015 500 EXC Six Days 2016 500 EXC Six Days 2019 500 EXC Six Days 2020 450 XC-F 2014 450 XC-F 2015 450 XC-F 2019 450 XC-F 2020 450 XC-W Cross Country E3 4 stroke Supermoto Competition	Service	<input type="checkbox"/>
	Repair	<input checked="" type="checkbox"/>	optional

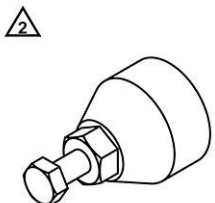
61029010000 Puller				
 <p>61029010000</p>	Description/example of use Tool for changing the rubber dampers on the rear hub (aluminum rim)	Service	<input type="checkbox"/>	
	used with model Super Bike Big	Repair	<input checked="" type="checkbox"/>	optional




61229010000 Puller				
 <p>61229010000</p>	Description/example of use Tool for pulling off components (alternator cover)	Service	<input type="checkbox"/>	
	used with model Travel Mid Travel Big 790 Duke 890 Duke R Naked Big Super Bike Big Touring	Repair	<input checked="" type="checkbox"/>	optional

61229017000 Arms for puller		
 <p>61229017000</p>	<p>Description/example of use</p> <p>Arms for puller, for pulling off components (primary gear, drive gear wheel of the balancer shaft)</p> <p>for use with</p> <p>78029033100</p> <p>used with model</p> <p>Travel Big Naked Big Super Bike Big Touring</p>	
Service	<input type="checkbox"/>	Repair
		<input checked="" type="checkbox"/>
		optional
		<input type="checkbox"/>

61229020000 Puller		
 <p>61229020000</p>	<p>Description/example of use</p> <p>Tool for pulling off components (inner bearing races from the balancer shaft)</p> <p>used with model</p> <p>1190 Adventure 1190 Adventure R Super Bike Big</p>	
Service	<input type="checkbox"/>	Repair
		<input checked="" type="checkbox"/>
		optional
		<input type="checkbox"/>

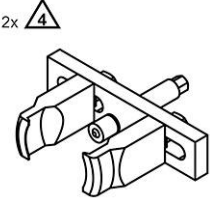
61329005000 Puller		
 <p>61329005000</p>	<p>Description/example of use</p> <p>Tool for pulling off components (steering head bearing)</p> <p>used with model</p> <p>1290 Super Duke R 2014 1290 Super Duke R 2015 1290 Super Duke R 2016 1290 Super Duke R Special Edition</p>	
Service	<input type="checkbox"/>	Repair
		<input checked="" type="checkbox"/>
		optional
		<input type="checkbox"/>

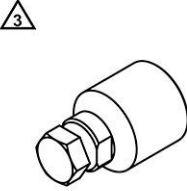
75029021000 Puller		
 <p>75029021000</p>	<p>Description/example of use</p> <p>Tool for pulling off components (primary gear wheel)</p> <p>used with model</p> <p>450 SX-F 450 EXC 450 EXC Six Days 450 EXC Factory Edition Enduro E3 4 stroke 450 XC-F 450 XC-W Cross Country E3 4 stroke Supermoto Competition Supermoto / Dual Sport Travel Mid Travel Big Dual Sport Enduro Naked Mid</p>	

75029021000 Puller			
	Naked Big Super Bike Big Touring		
	Service <input type="checkbox"/>	Repair <input checked="" type="checkbox"/>	optional <input type="checkbox"/>
75029048100 Puller			
 <p>75029048100</p>	Description/example of use Tool for disengaging components (sections of the engine case)		
	used with model Supermoto / Dual Sport Dual Sport Enduro 690 Duke 690 Duke R		
	Service <input type="checkbox"/>	Repair <input checked="" type="checkbox"/>	optional <input type="checkbox"/>
77229001044 Puller			
 <p>77229001044</p>	Description/example of use Tool for pulling off components (camshaft gear wheel)		
	used with model 350 SX-F 2014 350 SX-F 2015 350 EXC-F 2014 350 EXC-F 2015 350 EXC-F 2016 350 EXC-F Six Days 2014 350 EXC-F Six Days 2015 350 EXC-F Six Days 2016 350 EXC-F Factory Edition Freeride 350 350 XC-F 2014 350 XC-F 2015 350 XCF-W 2014 350 XCF-W 2015 350 XCF-W 2016 350 XCF-W Six Days		
	Service <input type="checkbox"/>	Repair <input checked="" type="checkbox"/>	optional <input type="checkbox"/>
77229048000 Puller			
 <p>77229048000</p>	Description/example of use Tool for disengaging components (sections of the engine case)		
	used with model 350 SX-F 2014 350 SX-F 2015 250 EXC-F 2014 250 EXC-F 2015 250 EXC-F 2016 250 EXC-F Six Days 2014 250 EXC-F Six Days 2015 250 EXC-F Six Days 2016 250 EXC-F Factory Edition 350 EXC-F 2014		

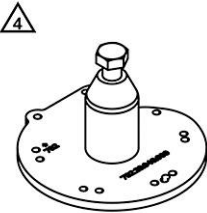


77229048000 Puller		
	350 EXC-F 2015	
	350 EXC-F 2016	
	350 EXC-F Six Days 2014	
	350 EXC-F Six Days 2015	
	350 EXC-F Six Days 2016	
	350 EXC-F Factory Edition	
	Freeride 350	
	250 XCF-W	
	350 XC-F 2014	
	350 XC-F 2015	
	350 XCF-W 2014	
	350 XCF-W 2015	
	350 XCF-W 2016	
	350 XCF-W Six Days	
	Service	<input type="checkbox"/>


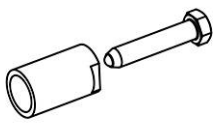
78029033100 Puller		
 <p>78029033100</p>	Description/example of use	
	Tool for pulling off components (primary gear, drive gear wheel of the balancer shaft)	
	used with model	matching tools / articles are
	Travel Big	61229017000
	Naked Big	
Super Bike Big		
Touring		
Service	<input type="checkbox"/>	Repair <input checked="" type="checkbox"/> optional <input type="checkbox"/>

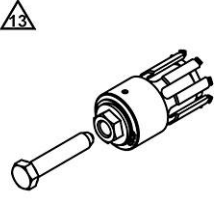
79229032044 Puller		
 <p>79229032044</p>	Description/example of use	
	Tool for pulling off components (rotor)	
	used with model	
	350 SX-F 2016	
	350 SX-F 2017	
	350 SX-F 2018	
	350 SX-F 2019	
	350 SX-F 2020	
	450 SX-F Factory Edition US 2015	
	450 SX-F 2016	
	450 SX-F 2017	
	450 SX-F 2018	
	450 SX-F 2019	
	450 SX-F 2020	
	250 SX-F Factory Edition US 2015	
	250 SX-F 2016	
	250 SX-F 2017	
	250 SX-F 2018	
	250 SX-F 2019	
	250 SX-F 2020	
	250 XC-F 2016	
	250 XC-F 2017	
	250 XC-F 2018	
	250 XC-F 2019	

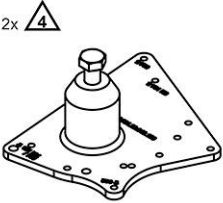
79229032044 Puller			
	250 XC-F 2020		
	350 XC-F 2016		
	350 XC-F 2017		
	350 XC-F 2018		
	350 XC-F 2019		
	350 XC-F 2020		
	450 XC-F 2016		
	450 XC-F 2017		
	450 XC-F 2018		
	450 XC-F 2019		
	450 XC-F 2020		
Service	<input type="checkbox"/>	Repair	<input checked="" type="checkbox"/>
		optional	<input type="checkbox"/>

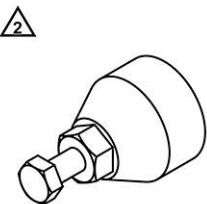
79229048000 Puller	
 <p>79229048000</p>	<p>Description/example of use Tool for disengaging components (sections of the engine case)</p> <p>used with model</p> <p>350 SX-F 2016 350 SX-F 2017 350 SX-F 2018 350 SX-F 2019 350 SX-F 2020 450 SX-F Factory Edition US 2015 450 SX-F 2016 450 SX-F 2017 450 SX-F 2018 450 SX-F 2019 450 SX-F 2020 250 SX-F Factory Edition US 2015 250 SX-F 2016 250 SX-F 2017 250 SX-F 2018 250 SX-F 2019 250 SX-F 2020 250 EXC-F 2017 250 EXC-F 2018 250 EXC-F 2019 250 EXC-F 2020 250 EXC-F Six Days 2017 250 EXC-F Six Days 2018 250 EXC-F Six Days 2019 250 EXC-F Six Days 2020 350 EXC-F 2017 350 EXC-F 2018 350 EXC-F 2019 350 EXC-F 2020 350 EXC-F Six Days 2017 350 EXC-F Six Days 2018 350 EXC-F Six Days 2019 350 EXC-F Six Days 2020 450 EXC 2017 450 EXC 2018</p>

79229048000 Puller		
	450 EXC 2019	
	450 EXC 2020	
	450 EXC Six Days 2017	
	450 EXC Six Days 2018	
	450 EXC Six Days 2019	
	450 EXC Six Days 2020	
	500 EXC 2017	
	500 EXC 2018	
	500 EXC 2019	
	500 EXC 2020	
	500 EXC Six Days 2017	
	500 EXC Six Days 2018	
	500 EXC Six Days 2019	
	500 EXC Six Days 2020	
	Freeride 250 F	
	250 XC-F 2016	
	250 XC-F 2017	
	250 XC-F 2018	
	250 XC-F 2019	
	250 XC-F 2020	
	350 XC-F 2016	
	350 XC-F 2017	
	350 XC-F 2018	
	350 XC-F 2019	
	350 XC-F 2020	
	350 XCF-W 2020	
	450 XC-F 2016	
	450 XC-F 2017	
	450 XC-F 2018	
	450 XC-F 2019	
450 XC-F 2020		
500 XC-W 2020		
Service	<input type="checkbox"/>	Repair <input checked="" type="checkbox"/>
		optional <input type="checkbox"/>

90129009000 Puller		
  <p>90129009000</p>	Description/example of use	
	Tool for pulling off components (rotor)	
	used with model	
	125 Duke 2017	
	125 Duke 2018	
	125 Duke 2019	
	125 Duke 2020	
	200 Duke	
	RC 125 2016	
	RC 125 2017	
	RC 125 2018	
	RC 125 2019	
	RC 125 2020	
	RC 200	
	Service	<input type="checkbox"/>
		optional <input type="checkbox"/>

90129018000 Puller		
 <p>90129018000</p>	Description/example of use Tool for pulling off components (main bearing)	
	used with model 125 Duke 200 Duke RC 125 RC 200	
Service	<input type="checkbox"/>	Repair <input checked="" type="checkbox"/> optional <input type="checkbox"/>

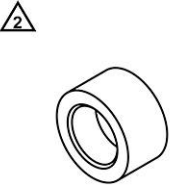
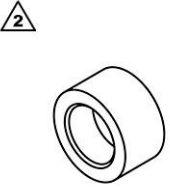
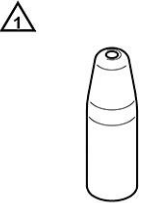
90129048100 Puller		
 <p>90129048100</p>	Description/example of use Tool for disengaging components (sections of the engine case, for pressing out the crankshaft)	
	used with model 450 SX-F 2014 450 SX-F EU 2015 450 SX-F US 2015 450 EXC 2014 450 EXC 2015 450 EXC 2016 450 EXC Six Days 2014 450 EXC Six Days 2015 450 EXC Six Days 2016 450 EXC Factory Edition 500 EXC 2014 500 EXC 2015 500 EXC 2016 500 EXC Six Days 2014 500 EXC Six Days 2015 500 EXC Six Days 2016 450 XC-F 2014 450 XC-F 2015 450 XC-W 500 XC-W 2014 500 XC-W 2015 500 XC-W 2016 Travel Small Naked Small Super Bike Small	
Service	<input type="checkbox"/>	Repair <input checked="" type="checkbox"/> optional <input type="checkbox"/>

90229009000 Puller		
 <p>90229009000</p>	Description/example of use Tool for pulling off components (rotor)	
	used with model Travel Small 125 Duke 2014 125 Duke 2015 250 Duke	

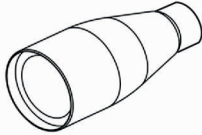
90229009000 Puller			
	390 Duke RC 250 RC 390		
	Service <input type="checkbox"/>	Repair <input checked="" type="checkbox"/>	optional <input type="checkbox"/>


## 9.1 Wall tool organizer overview

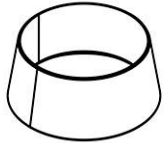
M01916-01	Protection cap (45229090000) (📖 p. 100)
	Protection cap (46229090000) (📖 p. 100)
	Protection cap (58529005000) (📖 p. 100)
	Protection cap (61229005100) (📖 p. 101)
	Protecting sleeve (75029080000) (📖 p. 101)
	Protecting sleeve (75029080050) (📖 p. 101)
	Protection cap (75029090000) (📖 p. 102)
	Protecting sleeve (77229005000) (📖 p. 102)
	Protection cap (77229031000) (📖 p. 102)
	Protection cap (78029005000) (📖 p. 103)
	Protection cap (90129005000) (📖 p. 103)
	Protection cap (90129019000) (📖 p. 103)

45229090000 Protection cap			
 45229090000	Description/example of use Tool for protecting components (when disengaging the sections of the engine case)		
	used with model 50 SX 50 SX Mini 50 SXS 50 SXS Mini		
	Service <input type="checkbox"/>	Repair <input checked="" type="checkbox"/>	optional <input type="checkbox"/>
46229090000 Protection cap			
 46229090000	Description/example of use Tool for protecting components (when disengaging the sections of the engine case)		
	used with model 65 SX 85 SX 2014 85 SX 2015 85 SX 2016 85 SX 2017		
	Service <input type="checkbox"/>	Repair <input checked="" type="checkbox"/>	optional <input type="checkbox"/>
58529005000 Protection cap			
 58529005000	Description/example of use Tool for protecting components (installation of crankshaft and balancer shaft)		
	used with model 690 SMC R 2014 690 SMC R 2015 690 SMC R 2016 690 SMC R 2017 690 Enduro R 2014 690 Enduro R 2015 690 Enduro R 2016 690 Enduro R 2017 690 Enduro R 2018 690 Duke 2014 690 Duke 2015		


58529005000 Protection cap					
	690 Duke 2016 690 Duke 2017 690 Duke R				
	Service	<input type="checkbox"/>	Repair	<input checked="" type="checkbox"/>	optional

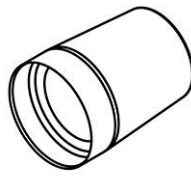
61229005100 Protection cap			
 <p>61229005100</p>	Description/example of use Tool for protecting components (installation of clutch cover)		
	used with model 690 SMC R 2019 690 SMC R 2020 1190 Adventure 1190 Adventure R 690 Enduro R 2019 690 Enduro R 2020 690 Duke 2018 690 Duke 2019 1290 Super Duke R 2014 1290 Super Duke R 2015 1290 Super Duke R 2016 Super Bike Big		

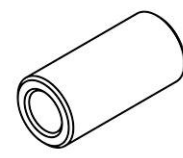
75029080000 Protecting sleeve			
 <p>75029080000</p>	Description/example of use Tool for protecting components (installation of crankshaft, balancer shaft and engine case)		
	used with model Supermoto / Dual Sport Dual Sport Enduro 690 Duke 690 Duke R		

75029080050 Protecting sleeve			
 <p>75029080050</p>	Description/example of use Tool for protecting components (installation of crankshaft and balancer shaft)		
	used with model 690 SMC R 2014 690 SMC R 2015 690 SMC R 2016 690 SMC R 2017 690 Enduro R 2014 690 Enduro R 2015 690 Enduro R 2016 690 Enduro R 2017 690 Enduro R 2018 690 Duke 2014		


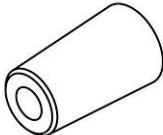

75029080050 Protecting sleeve			
	690 Duke 2015 690 Duke R 2014 690 Duke R 2015		
	Service	<input type="checkbox"/>	Repair
			optional <input type="checkbox"/>

75029090000 Protection cap			
 <p>75029090000</p>	Description/example of use Tool for protecting components (removal of primary gear wheel)		
	used with model MX1 4 stroke MX2 4 stroke Enduro E1 4 stroke Enduro E2 4 stroke Enduro E3 4 stroke Freeride Dual Sport 4 stroke Cross Country E1 4 stroke Cross Country E2 4 stroke Cross Country E3 4 stroke Supermoto Competition Supermoto / Dual Sport Dual Sport Enduro 690 Duke 690 Duke R		
	Service	<input type="checkbox"/>	Repair
			optional <input type="checkbox"/>

77229005000 Protecting sleeve			
 <p>77229005000</p>	Description/example of use Tool for protecting components (installation of left engine case)		
	used with model Freeride 350		
	Service	<input type="checkbox"/>	Repair
			optional <input type="checkbox"/>

77229031000 Protection cap			
 <p>77229031000</p>	Description/example of use Tool for protecting components (removal of balancer shaft drive gear wheel)		
	used with model 350 SX-F MX2 4 stroke Enduro E1 4 stroke 350 EXC-F 350 EXC-F Six Days 350 EXC-F Factory Edition Freeride Dual Sport 4 stroke Cross Country E1 4 stroke 350 XC-F 350 XCF-W 350 XCF-W Six Days		
	Service	<input type="checkbox"/>	Repair
			optional <input type="checkbox"/>



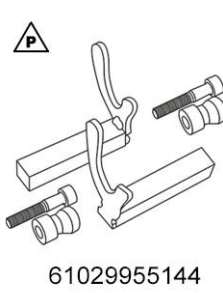
78029005000 Protection cap		
<div style="text-align: center;">  <p>78029005000</p> </div>	<p>Description/example of use Tool for protecting components (installation of crankshaft)</p> <p>used with model</p> <ul style="list-style-type: none"> <li>450 SX-F 2014</li> <li>450 EXC 2014</li> <li>450 EXC 2015</li> <li>450 EXC 2016</li> <li>450 EXC Six Days 2014</li> <li>450 EXC Six Days 2015</li> <li>450 EXC Six Days 2016</li> <li>450 EXC Factory Edition</li> <li>500 EXC 2014</li> <li>500 EXC 2015</li> <li>500 EXC 2016</li> <li>500 EXC Six Days 2014</li> <li>500 EXC Six Days 2015</li> <li>500 EXC Six Days 2016</li> <li>450 XC-F 2014</li> <li>450 XC-W</li> <li>500 XC-W 2014</li> <li>500 XC-W 2015</li> <li>500 XC-W 2016</li> </ul>	<p>Service <input type="checkbox"/></p> <p>Repair <input checked="" type="checkbox"/></p> <p>optional <input type="checkbox"/></p>
90129005000 Protection cap		
<div style="text-align: center;">  <p>90129005000</p> </div>	<p>Description/example of use Tool for protecting components (water pump installation)</p> <p>used with model</p> <ul style="list-style-type: none"> <li>450 SX-F</li> <li>450 EXC</li> <li>450 EXC Six Days</li> <li>450 EXC Factory Edition</li> <li>Enduro E3 4 stroke</li> <li>450 XC-F</li> <li>450 XC-W</li> <li>Cross Country E3 4 stroke</li> <li>Supermoto Competition</li> <li>Travel Small</li> <li>Naked Small</li> <li>Super Bike Small</li> </ul>	<p>Service <input type="checkbox"/></p> <p>Repair <input checked="" type="checkbox"/></p> <p>optional <input type="checkbox"/></p>
90129019000 Protection cap		
<div style="text-align: center;">  <p>90129019000</p> </div>	<p>Description/example of use Tool for protecting components (removal of crankshaft, main bearing)</p> <p>used with model</p> <ul style="list-style-type: none"> <li>125 Duke</li> </ul>	

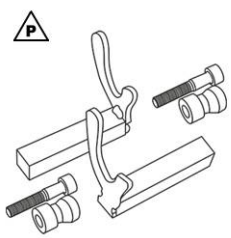
90129019000 Protection cap			
	200 Duke RC 125 RC 200		
	Service <input type="checkbox"/>	Repair <input checked="" type="checkbox"/>	optional <input type="checkbox"/>

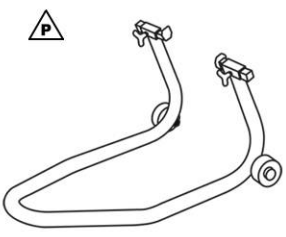
## 10.1 Overview

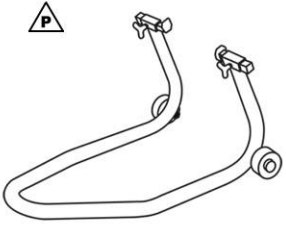
M01916-01

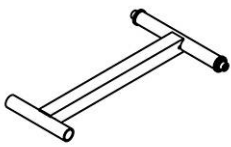
Retaining adapter (61029955144) (📖 p. 105)
Retaining adapter (61029955244) (📖 p. 106)
Front wheel work stand, small (61129965000) (📖 p. 106)
Front wheel work stand, small (61129965100) (📖 p. 106)
Frame support (61229050000) (📖 p. 106)
Floor jack attachment (61229055000) (📖 p. 106)
Floor jack attachment (61329055000) (📖 p. 107)
Rear wheel work stand for single-sided swing arm (61329955000) (📖 p. 107)
Work stand (62529055200) (📖 p. 107)
Floor jack attachment (63529055000) (📖 p. 108)
Retaining adapter (63529955000) (📖 p. 108)
Rear wheel work stand (69329955000) (📖 p. 108)
Retaining adapter (69329955010) (📖 p. 108)
Front wheel work stand, large (69329965100) (📖 p. 109)
Mounting pin (69329965030) (📖 p. 109)
Mounting pin (69329965040) (📖 p. 109)
Work stand attachments (75029036000) (📖 p. 110)
Floor jack attachment (75029055000) (📖 p. 110)
Lift stand (78129955100) (📖 p. 110)
Lift stand (78929955100) (📖 p. 111)

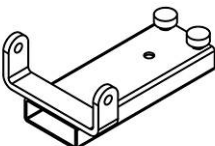
61029955144 Retaining adapter			
 <p>61029955144</p>	<p>Description/example of use</p> <p>The set consists of retaining adapter and bushings kit, for rear wheel work stand, for lifting the motorcycle at the link fork</p>		
	<p>used with model</p> <p>690 SMC R 2014</p> <p>690 SMC R 2015</p> <p>690 SMC R 2016</p> <p>690 SMC R 2017</p> <p>Travel Mid</p> <p>1050 Adventure</p> <p>1090 Adventure</p> <p>1090 Adventure R</p> <p>1090 Adventure S</p> <p>1190 Adventure</p> <p>1190 Adventure R</p> <p>1290 Super Adventure</p> <p>1290 Super Adventure T</p> <p>690 Duke</p> <p>690 Duke R</p> <p>Super Bike Big</p>		<p>for use with</p> <p>69329955000</p>
Service	<input type="checkbox"/>	Repair	<input type="checkbox"/>
		optional	<input checked="" type="checkbox"/>

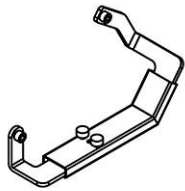


6102995244 Retaining adapter			
 <p>6102995244</p>	Description/example of use The set consists of retaining adapter and bushings kit, for rear wheel work stand, for lifting the motorcycle at the link fork		
	for use with 69329955000  used with model Travel Small Naked Small Super Bike Small		
Service	<input type="checkbox"/>	Repair	<input type="checkbox"/>
		optional	<input checked="" type="checkbox"/>

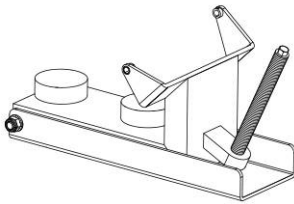
61129965000 Front wheel work stand, small			
 <p>61129965000</p>	Description/example of use Tool for lifting the motorcycle at the fork legs (incl. retaining adapter)		
	used with model Supermoto / Dual Sport Naked Big Super Bike Big		
Service	<input type="checkbox"/>	Repair	<input type="checkbox"/>
		optional	<input checked="" type="checkbox"/>

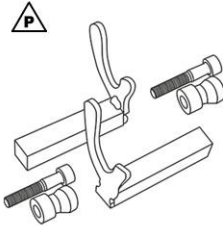
61129965100 Front wheel work stand, small			
 <p>61129965100</p>	Description/example of use Tool for lifting the motorcycle at the fork legs (incl. retaining adapter)		
	used with model 790 Duke 890 Duke R		
Service	<input type="checkbox"/>	Repair	<input type="checkbox"/>
		optional	<input checked="" type="checkbox"/>

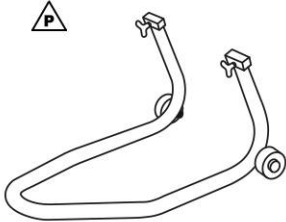
61229050000 Frame support			
 <p>61229050000</p>	Description/example of use Support for frame when installing and removing engine		
	used with model Super Bike Big		
Service	<input type="checkbox"/>	Repair	<input checked="" type="checkbox"/>
		optional	<input type="checkbox"/>

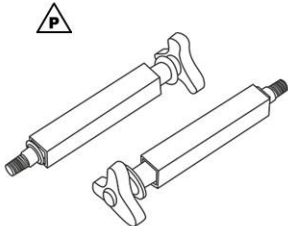
61229055000 Floor jack attachment			
 <p>61229055000</p>	Description/example of use Attachment for floor jack, for lifting engine		
	used with model Super Bike Big		
Service	<input type="checkbox"/>	Repair	<input checked="" type="checkbox"/>
		optional	<input type="checkbox"/>

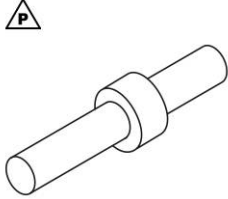
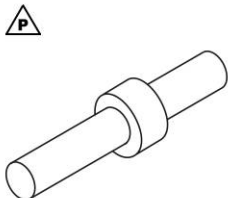
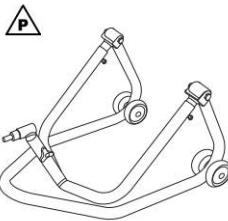
61329055000 Floor jack attachment			
 <p>61329055000</p>	Description/example of use Attachment for floor jack, for lifting engine		
	used with model Travel Big 1290 Super Duke R 2014 1290 Super Duke R 2015 1290 Super Duke R 2016 1290 Super Duke R 2017 1290 Super Duke R 2018 1290 Super Duke R 2019 1290 Super Duke R Special Edition Touring		
	Service <input type="checkbox"/>	Repair <input checked="" type="checkbox"/>	optional <input type="checkbox"/>
61329955000 Rear wheel work stand for single-sided swing arm			
 <p>61329955000</p>	Description/example of use Tool for lifting the motorcycle at the single-sided swing arm		
	used with model Naked Big Touring		
	Service <input type="checkbox"/>	Repair <input type="checkbox"/>	optional <input checked="" type="checkbox"/>
62529055200 Work stand			
 <p>62529055200</p>	Description/example of use Tool for lifting the motorcycle at the center		
	used with model Freeride E-Ride Supermoto / Dual Sport Supermoto E-Ride Travel Mid 1050 Adventure 1090 Adventure 1090 Adventure R 1090 Adventure S Travel Small Dual Sport Enduro Naked Bike Sport Bike Touring		matching tools / articles are 75029036000
	Service <input checked="" type="checkbox"/>	Repair <input type="checkbox"/>	optional <input type="checkbox"/>

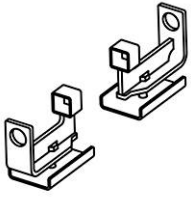
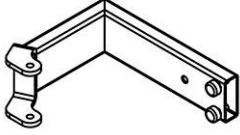

63529055000 Floor jack attachment			
 <p>63529055000</p>	Description/example of use Attachment for floor jack, for lifting and tilting the engine		
	used with model Travel Mid 790 Duke 890 Duke R		
Service	<input type="checkbox"/>	Repair	<input checked="" type="checkbox"/>
		optional	<input type="checkbox"/>

63529955000 Retaining adapter			
 <p>63529955000</p>	Description/example of use The set consists of retaining adapter and bushings kit, for rear wheel work stand, for lifting the motorcycle at the link fork		
	used with model 790 Duke 890 Duke R		
Service	<input type="checkbox"/>	Repair	<input type="checkbox"/>
		optional	<input checked="" type="checkbox"/>


69329955000 Rear wheel work stand			
 <p>69329955000</p>	Description/example of use Tool for lifting the motorcycle at the link fork		
	used with model Supermoto / Dual Sport Travel Mid 1050 Adventure 1090 Adventure 1090 Adventure R 1090 Adventure S 1190 Adventure 1190 Adventure R 1290 Super Adventure 1290 Super Adventure T Travel Small Naked Small Naked Mid Sport Bike		matching tools / articles are 61029955144 61029955244 69329955010
Service	<input type="checkbox"/>	Repair	<input type="checkbox"/>
		optional	<input checked="" type="checkbox"/>

69329955010 Retaining adapter			
 <p>69329955010</p>	Description/example of use Adapter for rear work stand, for lifting the motorcycle at the link fork		
	for use with 69329955000  used with model Supermoto / Dual Sport		
Service	<input type="checkbox"/>	Repair	<input type="checkbox"/>
		optional	<input checked="" type="checkbox"/>

69329965030 Mounting pin								
 <p>69329965030</p>	<p>Description/example of use Fitting for front work stand, for lifting the motorcycle at the triple clamp</p> <p>Technical data Diameter: 19 mm (0.75 in)</p> <p>used with model 1050 Adventure 1090 Adventure 1090 Adventure S 1190 Adventure 1190 Adventure R 1290 Super Adventure 1290 Super Adventure T Travel Small Naked Small 690 Duke 690 Duke R Super Bike Small</p>	<p>for use with 69329965100</p> <table border="1"> <tr> <td>Service</td> <td><input type="checkbox"/></td> <td>Repair</td> <td><input type="checkbox"/></td> <td>optional</td> <td><input checked="" type="checkbox"/></td> </tr> </table>	Service	<input type="checkbox"/>	Repair	<input type="checkbox"/>	optional	<input checked="" type="checkbox"/>
Service	<input type="checkbox"/>	Repair	<input type="checkbox"/>	optional	<input checked="" type="checkbox"/>			
69329965040 Mounting pin								
 <p>69329965040</p>	<p>Description/example of use Fitting for front work stand, for lifting the motorcycle at the triple clamp</p> <p>Technical data Diameter: 23.5 mm (0.925 in)</p> <p>used with model Travel Mid 1090 Adventure R Touring</p>	<p>for use with 69329965100</p> <table border="1"> <tr> <td>Service</td> <td><input type="checkbox"/></td> <td>Repair</td> <td><input type="checkbox"/></td> <td>optional</td> <td><input checked="" type="checkbox"/></td> </tr> </table>	Service	<input type="checkbox"/>	Repair	<input type="checkbox"/>	optional	<input checked="" type="checkbox"/>
Service	<input type="checkbox"/>	Repair	<input type="checkbox"/>	optional	<input checked="" type="checkbox"/>			
69329965100 Front wheel work stand, large								
 <p>69329965100</p>	<p>Description/example of use Tool for lifting the motorcycle at the triple clamp</p> <p>used with model Travel Mid 1050 Adventure 1090 Adventure 1090 Adventure R 1090 Adventure S 1190 Adventure 1190 Adventure R 1290 Super Adventure 1290 Super Adventure T Travel Small Naked Small 690 Duke 690 Duke R Super Bike Small Touring</p>	<p>matching tools / articles are 69329965030 69329965040</p> <table border="1"> <tr> <td>Service</td> <td><input type="checkbox"/></td> <td>Repair</td> <td><input type="checkbox"/></td> <td>optional</td> <td><input checked="" type="checkbox"/></td> </tr> </table>	Service	<input type="checkbox"/>	Repair	<input type="checkbox"/>	optional	<input checked="" type="checkbox"/>
Service	<input type="checkbox"/>	Repair	<input type="checkbox"/>	optional	<input checked="" type="checkbox"/>			

75029036000 Work stand attachments		
 <p>75029036000</p>	<p>Description/example of use Attachments for work stand, for lifting the motorcycle at the center for use with 62529055200</p> <p>used with model Freeride E-Ride Supermoto / Dual Sport Supermoto E-Ride Travel Mid 1050 Adventure 1090 Adventure 1090 Adventure R 1090 Adventure S Dual Sport Enduro</p>	<p>Service <input checked="" type="checkbox"/> Repair <input type="checkbox"/> optional <input type="checkbox"/></p>
75029055000 Floor jack attachment		
 <p>75029055000</p>	<p>Description/example of use Attachment for floor jack, for lifting engine</p> <p>used with model Supermoto / Dual Sport Travel Small Dual Sport Enduro Naked Small 690 Duke 690 Duke R Super Bike Small</p>	<p>Service <input type="checkbox"/> Repair <input checked="" type="checkbox"/> optional <input type="checkbox"/></p>
78129955100 Lift stand		
 <p>78129955100</p>	<p>Description/example of use Tool for lifting the motorcycle</p> <p>Technical data Height: 315 ... 425 mm (12.4 ... 16.73 in) Load: ≤ 150 kg (≤ 331 lb.)</p> <p>used with model MX Enduro E1 Enduro E2 Enduro E3 Freeride E-XC 2020 Cross Country Supermoto Competition</p>	<p>Service <input type="checkbox"/> Repair <input type="checkbox"/> optional <input checked="" type="checkbox"/></p>



78929955100 Lift stand			
 <p>78929955100</p>	<p>Description/example of use Tool for lifting the motorcycle</p> <p>Technical data Height: 260 ... 370 mm (10.24 ... 14.57 in) Load: ≤ 150 kg (≤ 331 lb.) used with model</p>		
	<p>Mini</p> <ul style="list-style-type: none"> <li>Freeride Dual Sport</li> <li>Freeride E-SX</li> <li>Freeride E-XC 2015</li> <li>Freeride E-XC 2016</li> <li>Freeride E-XC 2017</li> <li>Freeride E-XC 2018</li> <li>Freeride E-XC 2019</li> <li>690 SMC R 2014</li> <li>690 SMC R 2015</li> <li>690 SMC R 2016</li> <li>690 SMC R 2017</li> <li>Supermoto E-Ride</li> <li>690 Enduro R 2014</li> <li>690 Enduro R 2015</li> <li>690 Enduro R 2016</li> <li>690 Enduro R 2017</li> <li>690 Enduro R 2018</li> </ul>		
Service	<input type="checkbox"/>	Repair	<input type="checkbox"/>
		optional	<input checked="" type="checkbox"/>

## 11.1 Wall tool organizer overview

M01916-01

Lock ring plier (51012011000) (📖 p. 112)
Footrest spring plier (58429083000) (📖 p. 113)
Hose clamp plier (60029057000) (📖 p. 113)
Spring band clamps plier (60029057100) (📖 p. 114)
Valve stem seals plier (77229010000) (📖 p. 115)
Footrest spring plier (79029083000) (📖 p. 116)

### 51012011000 Lock ring plier



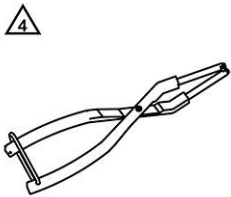
51012011000

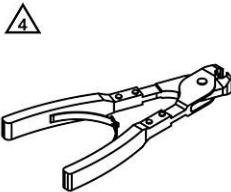
Description/example of use  
Tool for removing the oil filter

used with model

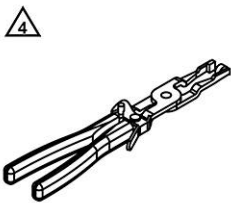
- MX1 4 stroke
- 250 SX-F 2014
- 250 SX-F 2015
- 250 SX-F 2016
- 250 SX-F 2017
- 250 SX-F 2018
- 250 SX-F 2020
- Enduro E1 4 stroke
- Enduro E2 4 stroke
- Enduro E3 4 stroke
- Freeride Dual Sport 4 stroke
- 250 XC-F 2014
- 250 XC-F 2015
- 250 XC-F 2016
- 250 XC-F 2017
- 250 XC-F 2018
- 250 XC-F 2020
- 250 XCF-W
- Cross Country E2 4 stroke
- Cross Country E3 4 stroke
- Supermoto Competition
- Supermoto / Dual Sport
- Travel
- Naked Bike
- RC 125 2014
- RC 125 2015
- RC 200 2014
- RC 200 2015
- RC 250 2015
- RC 390 2014
- RC 390 2015
- Super Bike Big
- Touring

Service	<input checked="" type="checkbox"/>	Repair	<input type="checkbox"/>	optional	<input type="checkbox"/>
---------	-------------------------------------	--------	--------------------------	----------	--------------------------

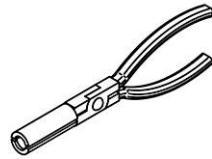
58429083000 Footrest spring plier		
 <p>58429083000</p>	<p>Description/example of use</p> <p>Tool for removing and mounting the rider footrests and removing the spacer from the starter motor</p> <p>used with model</p> <p>250 EXC 2017            250 EXC 2018            250 EXC 2019            250 EXC 2020            250 EXC Six Days 2017            250 EXC Six Days 2018            250 EXC Six Days 2019            250 EXC Six Days 2020            300 EXC 2017            300 EXC 2018            300 EXC 2019            300 EXC 2020            300 EXC Six Days 2017            300 EXC Six Days 2018            300 EXC Six Days 2019            300 EXC Six Days 2020            250 XC-W 2017            250 XC-W 2018            250 XC-W 2019            250 XC-W 2020            250 XC 2017            250 XC 2018            250 XC 2019            250 XC 2020            300 XC 2017            300 XC 2018            300 XC 2019            300 XC 2020            300 XC-W 2017            300 XC-W 2018            300 XC-W 2019            300 XC-W 2020            300 XC-W Six Days 2017            300 XC-W Six Days 2018            300 XC-W Six Days 2019            300 XC-W Six Days 2020            Travel Big</p>	
	Service <input checked="" type="checkbox"/>	Repair <input type="checkbox"/> optional <input type="checkbox"/>

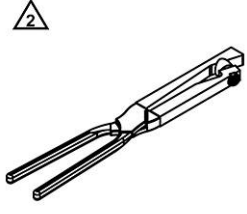
60029057000 Hose clamp plier		
 <p>60029057000</p>	<p>Description/example of use</p> <p>Tool for mounting hose clamps</p> <p>used with model</p> <p>MX1 4 stroke            MX2 4 stroke            Enduro E1 4 stroke            150 EXC</p>	

60029057000 Hose clamp plier			
	250 EXC TPI EU 2018		
	250 EXC 2019		
	250 EXC 2020		
	250 EXC Six Days 2018		
	250 EXC Six Days 2019		
	250 EXC Six Days 2020		
	Enduro E2 4 stroke		
	300 EXC TPI EU 2018		
	300 EXC TPI EU 2019		
	300 EXC 2020		
	300 EXC Six Days 2018		
	300 EXC Six Days 2019		
	300 EXC Six Days 2020		
	Enduro E3 4 stroke		
	Freeride Dual Sport 4 stroke		
	150 XC-W 2020		
	Cross Country E1 4 stroke		
	250 XC-W TPI US 2018		
	250 XC-W 2019		
	250 XC-W 2020		
	250 XC 2020		
	Cross Country E2 4 stroke		
	300 XC 2020		
	300 XC-W 2019		
	300 XC-W 2020		
	300 XC-W Six Days 2019		
	300 XC-W Six Days 2020		
	Cross Country E3 4 stroke		
	Supermoto Competition		
	Supermoto / Dual Sport		
	Travel Mid		
	Dual Sport Enduro		
690 Duke 2014			
690 Duke 2015			
690 Duke R 2014			
690 Duke R 2015			
790 Duke			
890 Duke R			
Service	<input checked="" type="checkbox"/>	Repair	<input type="checkbox"/>
		optional	<input type="checkbox"/>

60029057100 Spring band clamps plier	
 <p>60029057100</p>	<p>Description/example of use</p> <p>Tool for moving spring band clamps</p> <p>used with model</p> <p>Supermoto / Dual Sport</p> <p>Travel Big</p> <p>Travel Small</p> <p>Dual Sport Enduro</p> <p>125 Duke 2017</p> <p>125 Duke 2018</p> <p>125 Duke 2019</p> <p>125 Duke 2020</p>

60029057100 Spring band clamps plier		
	200 Duke 2018	
	200 Duke 2019	
	200 Duke 2020	
	250 Duke 2017	
	250 Duke 2018	
	250 Duke 2019	
	250 Duke 2020	
	390 Duke 2017	
	390 Duke 2018	
	390 Duke 2019	
	390 Duke 2020	
	Naked Mid	
	Naked Big	
	Sport Bike	
Touring		
Service	<input checked="" type="checkbox"/>	Repair <input type="checkbox"/> optional <input type="checkbox"/>

77229010000 Valve stem seals plier		
 <p>77229010000</p>	Description/example of use Tool for removing valve stem seals	
	used with model 350 SX-F MX2 4 stroke Enduro E1 4 stroke 350 EXC-F 350 EXC-F Six Days 350 EXC-F Factory Edition Freeride Dual Sport 4 stroke Cross Country E1 4 stroke 350 XC-F 350 XCF-W 350 XCF-W Six Days 690 SMC R 2019 690 SMC R 2020 690 Enduro R 2019 690 Enduro R 2020 690 Duke 2016 690 Duke 2017 690 Duke 2018 690 Duke 2019 690 Duke R 2016 690 Duke R 2017	
Service	<input type="checkbox"/>	Repair <input checked="" type="checkbox"/> optional <input type="checkbox"/>

79029083000 Footrest spring plier	
 <p>79029083000</p>	<p>Description/example of use</p> <p>Tool for removing and mounting rider footrests</p> <p>used with model</p> <p>85 SX 2018              85 SX 2019              85 SX 2020              150 SX 2017              150 SX 2018              150 SX 2019              150 SX 2020              250 SX 2017              250 SX 2018              250 SX 2019              250 SX 2020              350 SX-F 2017              350 SX-F 2018              350 SX-F 2019              350 SX-F 2020              450 SX-F Factory Edition US 2015              450 SX-F 2016              450 SX-F 2017              450 SX-F 2018              450 SX-F 2019              450 SX-F 2020              125 SX 2017              125 SX 2018              125 SX 2019              125 SX 2020              250 SX-F Factory Edition US 2015              250 SX-F 2016              250 SX-F 2017              250 SX-F 2018              250 SX-F 2019              250 SX-F 2020              250 EXC-F 2017              250 EXC-F 2018              250 EXC-F 2019              250 EXC-F 2020              250 EXC-F Six Days 2017              250 EXC-F Six Days 2018              250 EXC-F Six Days 2019              250 EXC-F Six Days 2020              150 EXC              250 EXC 2017              250 EXC 2018              250 EXC 2019              250 EXC 2020              250 EXC Six Days 2017              250 EXC Six Days 2018              250 EXC Six Days 2019              250 EXC Six Days 2020              350 EXC-F 2017</p>

## 79029083000 Footrest spring plier

350 EXC-F 2018  
350 EXC-F 2019  
350 EXC-F 2020  
350 EXC-F Six Days 2017  
350 EXC-F Six Days 2018  
350 EXC-F Six Days 2019  
350 EXC-F Six Days 2020  
450 EXC 2017  
450 EXC 2018  
450 EXC 2019  
450 EXC 2020  
450 EXC Six Days 2017  
450 EXC Six Days 2018  
450 EXC Six Days 2019  
450 EXC Six Days 2020  
300 EXC 2017  
300 EXC 2018  
300 EXC 2019  
300 EXC 2020  
300 EXC Six Days 2017  
300 EXC Six Days 2018  
300 EXC Six Days 2019  
300 EXC Six Days 2020  
500 EXC 2017  
500 EXC 2018  
500 EXC 2019  
500 EXC 2020  
500 EXC Six Days 2017  
500 EXC Six Days 2018  
500 EXC Six Days 2019  
500 EXC Six Days 2020  
125 XC-W  
150 XC-W  
250 XC-F 2016  
250 XC-F 2017  
250 XC-F 2018  
250 XC-F 2019  
250 XC-F 2020  
250 XC-W 2017  
250 XC-W 2018  
250 XC-W 2019  
250 XC-W 2020  
250 XC 2017  
250 XC 2018  
250 XC 2019  
250 XC 2020  
350 XC-F 2017  
350 XC-F 2018  
350 XC-F 2019  
350 XC-F 2020  
350 XCF-W 2020  
450 XC-F 2016  
450 XC-F 2017

79029083000 Footrest spring plier		
	450 XC-F 2018	
	450 XC-F 2019	
	450 XC-F 2020	
	300 XC 2017	
	300 XC 2018	
	300 XC 2019	
	300 XC 2020	
	300 XC-W 2017	
	300 XC-W 2018	
	300 XC-W 2019	
	300 XC-W 2020	
	300 XC-W Six Days 2017	
	300 XC-W Six Days 2018	
	300 XC-W Six Days 2019	
	300 XC-W Six Days 2020	
	500 XC-W 2020	
Service	<input checked="" type="checkbox"/>	Repair <input type="checkbox"/>
		optional <input type="checkbox"/>



## 12.1 Wall tool organizer overview

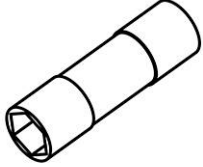
M01916-01

Spark plug wrench (60029073000) (📖 p. 119)

Spark plug wrench (75029172000) (📖 p. 119)


Spark plug wrench with link (77229172000) (📖 p. 120)

### 60029073000 Spark plug wrench

 <p>60029073000</p>	Description/example of use Tool for removing and installing spark plugs  Technical data Drive: 1/2 in Hexagonal part: 16 mm (0.63 in) Length: 71 mm (2.8 in) used with model 65 SX		
	Service <input checked="" type="checkbox"/>	Repair <input type="checkbox"/>	optional <input type="checkbox"/>

### 75029172000 Spark plug wrench

 <p>75029172000</p>	Description/example of use Tool for removing and installing spark plugs  Technical data Drive: 1/2 in Hexagonal part: 14 mm (0.55 in) Length: 85 mm (3.35 in) used with model 690 SMC R 2014 690 SMC R 2015 690 SMC R 2016 690 SMC R 2017 1050 Adventure 1190 Adventure 1190 Adventure R 1290 Super Adventure 1290 Super Adventure T 1290 Super Adventure R 2017 1290 Super Adventure R 2018 1290 Super Adventure R 2019 690 Enduro R 2014 690 Enduro R 2015 690 Enduro R 2016 690 Enduro R 2017 690 Enduro R 2018 690 Duke 690 Duke R 1290 Super Duke R 2017 1290 Super Duke R 2018 1290 Super Duke R 2019 1290 Super Duke R 2020 Super Bike Big		
	Service <input checked="" type="checkbox"/>	Repair <input type="checkbox"/>	optional <input type="checkbox"/>

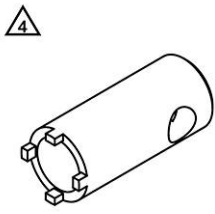
77229172000 Spark plug wrench with link			
 <p>77229172000</p>	<p>Description/example of use</p> <p>Tool for removing and installing spark plugs</p> <p>Technical data</p> <p>Drive: 3/8 in</p> <p>Hexagonal part: 14 mm (0.55 in)</p> <p>Length: 130 mm (5.12 in)</p> <p>used with model</p> <p>MX1 4 stroke</p> <p>MX2 4 stroke</p> <p>Enduro E1 4 stroke</p> <p>Enduro E2 4 stroke</p> <p>Enduro E3 4 stroke</p> <p>Freeride Dual Sport 4 stroke</p> <p>Cross Country E1 4 stroke</p> <p>Cross Country E2 4 stroke</p> <p>Cross Country E3 4 stroke</p> <p>Supermoto Competition</p> <p>690 SMC R 2019</p> <p>690 SMC R 2020</p> <p>Travel Mid</p> <p>1050 Adventure</p> <p>1090 Adventure</p> <p>1090 Adventure R</p> <p>1090 Adventure S</p> <p>1290 Super Adventure</p> <p>1290 Super Adventure T</p> <p>1290 Super Adventure S</p> <p>1290 Super Adventure R</p> <p>Travel Small</p> <p>690 Enduro R 2019</p> <p>690 Enduro R 2020</p> <p>Naked Small</p> <p>790 Duke</p> <p>890 Duke R</p> <p>Naked Big</p> <p>Super Bike Small</p> <p>Touring</p>		
	Service	<input checked="" type="checkbox"/>	Repair
		optional	<input type="checkbox"/>


## 13.1 Wall tool organizer overview


M01916-01

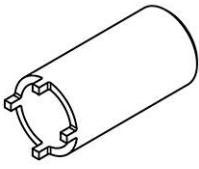
Groove nut wrench (45229021000) (🔧 p. 121)
Groove nut wrench (75029034000) (🔧 p. 122)
Groove nut wrench (90129021000) (🔧 p. 122)
Groove nut wrench (90129022000) (🔧 p. 122)
Groove nut wrench (90129050000) (🔧 p. 122)
Groove nut wrench (90129050100) (🔧 p. 123)

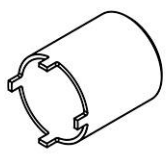
### 45229021000 Groove nut wrench

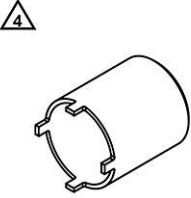
<div style="text-align: center;">  <p>45229021000</p> </div>	<p>Description/example of use Tool for adjusting, removing and installing components with groove nuts</p> <p>Technical data Drive: 1/2 in Outside diameter: 19 mm (0.75 in) Length: 45 mm (1.77 in) used with model Travel Small 125 Duke 2017 125 Duke 2018 125 Duke 2019 125 Duke 2020 200 Duke 2017 200 Duke 2018 200 Duke 2019 200 Duke 2020 250 Duke 2017 250 Duke 2018 250 Duke 2019 250 Duke 2020 390 Duke 2017 390 Duke 2018 390 Duke 2019 390 Duke 2020 RC 125 2016 RC 125 2017 RC 125 2018 RC 125 2019 RC 125 2020 RC 200 2016 RC 200 2017 RC 200 2018 RC 200 2019 RC 200 2020 RC 250 2016 RC 250 2017 RC 390 2016 RC 390 2017 RC 390 2018 RC 390 2019 RC 390 2020</p> <table border="1" style="width: 100%; border-collapse: collapse;"> <tr> <td style="width: 33%;">Service</td> <td style="width: 33%; text-align: center;">■</td> <td style="width: 33%;">Repair</td> <td style="width: 33%; text-align: center;">□</td> <td style="width: 33%;">optional</td> <td style="width: 33%; text-align: center;">□</td> </tr> </table>	Service	■	Repair	□	optional	□
Service	■	Repair	□	optional	□		

75029034000 Groove nut wrench		
 <p>75029034000</p>	Description/example of use Tool for adjusting, removing and installing components with groove nuts Technical data Drive: 1/2 in Outside diameter: 22 mm (0.87 in) Length: 53 mm (2.09 in) used with model 690 Duke 690 Duke R	
	Service <input checked="" type="checkbox"/>	Repair <input type="checkbox"/>

90129021000 Groove nut wrench		
 <p>90129021000</p>	Description/example of use Tool for adjusting, removing and installing components with groove nuts Technical data Drive: 1/2 in Outside diameter: 25.9 mm (1.02 in) Length: 60 mm (2.36 in) used with model 125 Duke 200 Duke RC 125 RC 200	
	Service <input type="checkbox"/>	Repair <input checked="" type="checkbox"/>

90129022000 Groove nut wrench		
 <p>90129022000</p>	Description/example of use Tool for adjusting, removing and installing components with groove nuts Technical data Drive: 1/2 in Outside diameter: 43 mm (1.69 in) Length: 92 mm (3.62 in) used with model Travel Small Naked Small Super Bike Small	
	Service <input type="checkbox"/>	Repair <input checked="" type="checkbox"/>

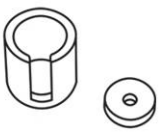
90129050000 Groove nut wrench		
 <p>90129050000</p>	Description/example of use Tool for adjusting, removing and installing components with groove nuts Technical data Drive: 1/2 in Outside diameter: 48 mm (1.89 in) Length: 60 mm (2.36 in) used with model 125 Duke 2014 125 Duke 2015 200 Duke 2014 200 Duke 2015 200 Duke 2016 390 Duke 2014 390 Duke 2015	
	Service <input checked="" type="checkbox"/>	Repair <input type="checkbox"/>

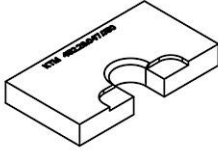
90129050100 Groove nut wrench		
 <p>90129050100</p>	<p>Description/example of use</p> <p>Tool for adjusting, removing and installing components with groove nuts</p> <p>Technical data</p> <p>Drive: 1/2 in</p> <p>Outside diameter: 51 mm (2.01 in)</p> <p>Length: 60 mm (2.36 in)</p> <p>used with model</p> <p>Travel Small</p> <p>Naked Small</p> <p>Super Bike Small</p>	
	<p>Service <input checked="" type="checkbox"/></p>	<p>Repair <input type="checkbox"/></p>


## 14.1 Wall tool organizer overview

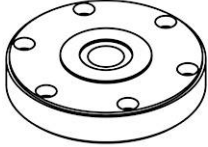
M01916-01


Insert for crankshaft pressing tool (45229008000) (p. 124)
Separator plate (45229047050) (p. 125)
Insert for crankshaft pressing tool (46229008000) (p. 125)
Anchor plate for crankshaft pressing tool (46229047002) (p. 125)
Separator plate (46229047050) (p. 125)
Insert for crankshaft pressing tool (47029008000) (p. 126)
Crankshaft pressing tool (47229047000) (p. 126)
Crankshaft pressing tool (50329047000) (p. 126)
Separator plate (50329047050) (p. 127)
Separator plate (50329047051) (p. 127)
Sleeve for crankshaft pressing tool (50429047001) (p. 127)
Cover for crankshaft pressing tool (50429047003) (p. 127)
Insert for crankshaft pressing tool (54829008000) (p. 128)
Separator plate (54829009000) (p. 128)
Insert for crankshaft pressing tool (54829108000) (p. 128)
Crankshaft pressing tool (75029047000) (p. 129)
Separator plate, upper part (75029047050) (p. 129)
Separator plate, base (75029047051) (p. 130)
Cover for crankshaft pressing tool (76629047003) (p. 130)
Insert for crankshaft pressing tool (77029008000) (p. 130)
Separator plate (77029009001) (p. 130)
Insert for crankshaft pressing tool (77229008000) (p. 131)
Separator plate (77229009000) (p. 131)
Separator plate (77229032000) (p. 132)
Insert for crankshaft pressing tool (77729008000) (p. 132)
Insert for crankshaft pressing tool (78029008000) (p. 133)
Separator plate (78029009100) (p. 133)
Insert for crankshaft pressing tool (78929008000) (p. 134)
Separator plate (78929009000) (p. 134)
Insert for crankshaft pressing tool (79029008000) (p. 134)
Separator plate (79029009000) (p. 135)
Insert for crankshaft pressing tool (79029108000) (p. 136)
Separator plate (79229009000) (p. 136)
Insert for crankshaft pressing tool (79429008000) (p. 137)
Separator plate (79429009000) (p. 137)


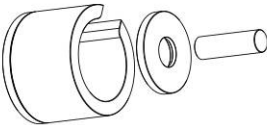

45229008000 Insert for crankshaft pressing tool			
 <p>45229008000</p>	<p>Description/example of use</p> <p>Sleeve with cover used as insert in the pressing tool for pressing the crankshaft together</p>		
	<p>for use with</p> <p>50329047000</p>		
<p>used with model</p> <p>50 SX</p> <p>50 SX Mini</p> <p>50 SXS</p> <p>50 SXS Mini</p>			
Service	<input type="checkbox"/>	Repair	<input type="checkbox"/>
		optional	<input checked="" type="checkbox"/>

45229047050 Separator plate		
 <p>45229047050</p>	Description/example of use Tool for separating the crankshaft	
	used with model 50 SX 50 SX Mini 50 SXS 50 SXS Mini	
Service	<input type="checkbox"/>	Repair
	<input type="checkbox"/>	optional
		<input checked="" type="checkbox"/>

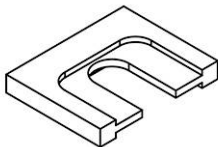
46229008000 Insert for crankshaft pressing tool		
 <p>46229008000</p>	Description/example of use Sleeve with cover used as insert in the pressing tool for pressing the crankshaft together	
	used with model 65 SX	
		for use with
		50329047000
Service	<input type="checkbox"/>	Repair
	<input type="checkbox"/>	optional
		<input checked="" type="checkbox"/>

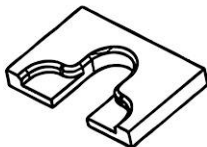
46229047002 Anchor plate for crankshaft pressing tool		
 <p>46229047002</p>	Description/example of use Anchor plate for screwing on to the pressing tool, for pressing the crankshaft together	
	used with model 50 SX 50 SX Mini 50 SXS 50 SXS Mini 65 SX 85 SX 2014 85 SX 2015 85 SX 2016 85 SX 2017 85 SX 2018	
		for use with
		50329047000
Service	<input type="checkbox"/>	Repair
	<input type="checkbox"/>	optional
		<input checked="" type="checkbox"/>

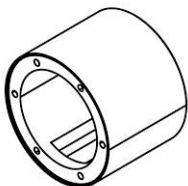
46229047050 Separator plate		
 <p>46229047050</p>	Description/example of use Tool for separating the crankshaft	
	used with model 65 SX 85 SX	
Service	<input type="checkbox"/>	Repair
	<input type="checkbox"/>	optional
		<input checked="" type="checkbox"/>

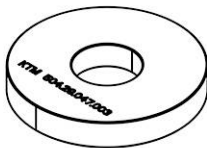
47029008000 Insert for crankshaft pressing tool		
 <p>47029008000</p>	<p>Description/example of use Sleeve with cover used as insert in the pressing tool for pressing the crankshaft together</p> <p>for use with 50329047000</p> <p>used with model 85 SX 2014 85 SX 2015 85 SX 2016 85 SX 2017</p>	<p>Service <input type="checkbox"/></p> <p>Repair <input type="checkbox"/></p> <p>optional <input checked="" type="checkbox"/></p>
47229047000 Crankshaft pressing tool		
 <p>47229047000</p>	<p>Description/example of use Tool for pressing the crankshaft together</p> <p>used with model 85 SX 2018 85 SX 2019 85 SX 2020</p>	<p>Service <input type="checkbox"/></p> <p>Repair <input type="checkbox"/></p> <p>optional <input checked="" type="checkbox"/></p>
50329047000 Crankshaft pressing tool		
 <p>50329047000</p>	<p>Description/example of use Tool for pressing the crankshaft together</p> <p>used with model</p> <p>50 SX 50 SX Mini 50 SXS 50 SXS Mini 65 SX 85 SX 2014 85 SX 2015 85 SX 2016 85 SX 2017 150 SX MX2 2 stroke Enduro E1 2 stroke 150 EXC 200 EXC Cross Country E1 2 stroke 200 XC-W</p>	<p>matching tools / articles are</p> <p>45229008000 46229008000 46229047002 47029008000 50429047001 54829008000</p> <p>Service <input type="checkbox"/></p> <p>Repair <input type="checkbox"/></p> <p>optional <input checked="" type="checkbox"/></p>




50329047050 Separator plate		
 <p>50329047050</p>	Description/example of use Tool for separating the crankshaft	
	used with model 150 SX MX2 2 stroke 150 EXC Cross Country E1 2 stroke	
Service	<input type="checkbox"/>	Repair
		optional
		<input checked="" type="checkbox"/>

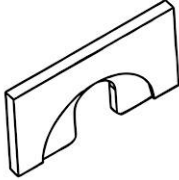
50329047051 Separator plate		
 <p>50329047051</p>	Description/example of use Tool for separating the crankshaft	
	used with model Enduro E1 2 stroke 200 EXC 200 XC-W	
Service	<input type="checkbox"/>	Repair
		optional
		<input checked="" type="checkbox"/>


50429047001 Sleeve for crankshaft pressing tool		
 <p>50429047001</p>	Description/example of use Sleeve insert in the pressing tool for pressing the crankshaft together	
	for use with 50329047000 matching tools / articles are 50429047003	
used with model 150 SX 2016 150 SX 2017 150 SX 2018 150 SX 2019 150 SX 2020 125 SX 2016 125 SX 2017 125 SX 2018 125 SX 2019 125 SX 2020 150 EXC 125 XC-W 150 XC-W		
Service	<input type="checkbox"/>	Repair
		optional
		<input checked="" type="checkbox"/>

50429047003 Cover for crankshaft pressing tool		
 <p>50429047003</p>	Description/example of use Cover for sleeve, used as insert in the pressing tool for pressing the crankshaft together	
	for use with 50429047001	
used with model 150 SX 2016 150 SX 2017 150 SX 2018 150 SX 2019 150 SX 2020 125 SX 2016		

50429047003 Cover for crankshaft pressing tool			
	125 SX 2017 125 SX 2018 125 SX 2019 125 SX 2020 150 EXC 125 XC-W 150 XC-W		
	Service	<input type="checkbox"/>	Repair
		<input type="checkbox"/>	optional
			<input checked="" type="checkbox"/>

54829008000 Insert for crankshaft pressing tool			
 <p>54829008000</p>	Description/example of use Sleeve with cover used as insert in the pressing tool for pressing the crankshaft together		
	for use with 50329047000		
used with model 150 SX 2014 150 SX 2015 125 SX 2014 125 SX 2015 Enduro E1 2 stroke 200 EXC 150 XC 200 XC-W			
Service	<input type="checkbox"/>	Repair	<input type="checkbox"/>
			optional
			<input checked="" type="checkbox"/>


54829009000 Separator plate			
 <p>54829009000</p>	Description/example of use Tool for separating the crankshaft		
	used with model 250 SX 250 EXC 250 EXC Six Days 250 EXC Factory Edition Enduro E3 2 stroke Freeride Dual Sport 2 stroke 250 XC-W 250 XC Cross Country E3 2 stroke		
Service	<input type="checkbox"/>	Repair	<input type="checkbox"/>
			optional
			<input checked="" type="checkbox"/>

54829108000 Insert for crankshaft pressing tool			
 <p>54829108000</p>	Description/example of use Sleeve with cover used as insert in the pressing tool for pressing the crankshaft together		
	for use with 75029047000		
used with model 250 SX 250 EXC 250 EXC Six Days 250 EXC Factory Edition Enduro E3 2 stroke			

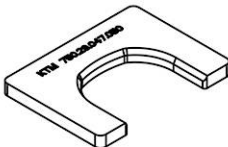
**54829108000 Insert for crankshaft pressing tool**

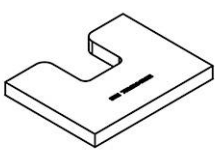
	Freeride Dual Sport 2 stroke 250 XC-W 250 XC Cross Country E3 2 stroke		
	Service <input type="checkbox"/>	Repair <input type="checkbox"/>	optional <input checked="" type="checkbox"/>

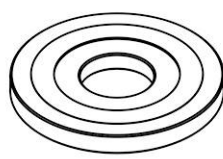
**75029047000 Crankshaft pressing tool**

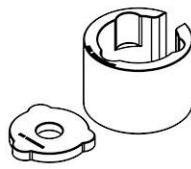
 <p>75029047000</p>	Description/example of use Tool for pressing the crankshaft together		
	used with model 250 SX MX1 4 stroke MX2 4 stroke Enduro E1 4 stroke 250 EXC 250 EXC Six Days 250 EXC Factory Edition Enduro E2 4 stroke Enduro E3 Freeride Dual Sport Cross Country E1 4 stroke 250 XC-W 250 XC Cross Country E2 4 stroke Cross Country E3 Supermoto Competition Supermoto / Dual Sport Dual Sport Enduro 690 Duke 690 Duke R	matching tools / articles are 54829108000 76629047003 77029008000 77229008000 77729008000 78029008000 78929008000 79029008000 79029108000 79429008000	
	Service <input type="checkbox"/>	Repair <input type="checkbox"/>	optional <input checked="" type="checkbox"/>

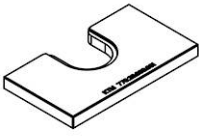
**75029047050 Separator plate, upper part**

 <p>75029047050</p>	Description/example of use Tool for separating the crankshaft		
	used with model Supermoto / Dual Sport Dual Sport Enduro 690 Duke 690 Duke R	for use with 75029047051 matching tools / articles are 75029047051	
	Service <input type="checkbox"/>	Repair <input type="checkbox"/>	optional <input checked="" type="checkbox"/>

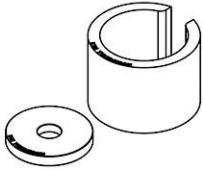
75029047051 Separator plate, base		
 <p>75029047051</p>	Description/example of use Tool for separating the crankshaft	
	used with model Supermoto / Dual Sport Dual Sport Enduro 690 Duke 690 Duke R	for use with 75029047050 matching tools / articles are 75029047050
Service	<input type="checkbox"/>	Repair
	<input type="checkbox"/>	optional
		<input checked="" type="checkbox"/>

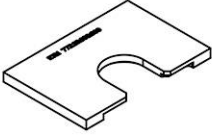
76629047003 Cover for crankshaft pressing tool		
 <p>76629047003</p>	Description/example of use Cover for pressing tool for pressing the crankshaft together	
	used with model 690 SMC R 2019 690 SMC R 2020 690 Enduro R 2019 690 Enduro R 2020 690 Duke 2016 690 Duke 2017 690 Duke 2018 690 Duke 2019 690 Duke R 2016 690 Duke R 2017	for use with 75029047000
Service	<input type="checkbox"/>	Repair
	<input type="checkbox"/>	optional
		<input checked="" type="checkbox"/>

77029008000 Insert for crankshaft pressing tool		
 <p>77029008000</p>	Description/example of use Sleeve with cover used as insert in the pressing tool for pressing the crankshaft together	
	used with model 250 EXC-F 2015 250 EXC-F 2016 250 EXC-F Six Days 2015 250 EXC-F Six Days 2016 250 EXC-F Factory Edition 250 XCF-W 2015 250 XCF-W 2016	for use with 75029047000
Service	<input type="checkbox"/>	Repair
	<input type="checkbox"/>	optional
		<input checked="" type="checkbox"/>

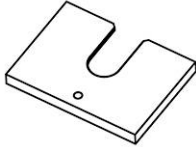
77029009001 Separator plate		
 <p>77029009001</p>	Description/example of use Tool for separating the crankshaft	
	used with model 250 SX-F 2014 250 SX-F 2015 250 EXC-F 2014 250 EXC-F 2015	


77029009001 Separator plate		
	250 EXC-F 2016 250 EXC-F Six Days 2014 250 EXC-F Six Days 2015 250 EXC-F Six Days 2016 250 EXC-F Factory Edition 250 XC-F 2014 250 XC-F 2015 250 XCF-W	
	Service <input type="checkbox"/>	Repair <input type="checkbox"/>

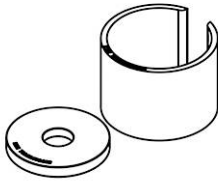
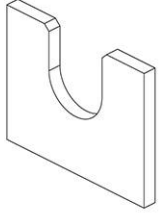
77229008000 Insert for crankshaft pressing tool			
 <p>77229008000</p>	Description/example of use Sleeve with cover used as insert in the pressing tool for pressing the crankshaft together		
	for use with 75029047000  used with model 350 SX-F 350 EXC-F 2014 350 EXC-F 2015 350 EXC-F 2016 350 EXC-F 2017 350 EXC-F 2018 350 EXC-F 2019 350 EXC-F Six Days 2014 350 EXC-F Six Days 2015 350 EXC-F Six Days 2016 350 EXC-F Six Days 2017 350 EXC-F Six Days 2018 350 EXC-F Six Days 2019 350 EXC-F Factory Edition Freeride 350 350 XC-F 350 XCF-W 2014 350 XCF-W 2015 350 XCF-W 2016 350 XCF-W Six Days		
	Service <input type="checkbox"/>	Repair <input type="checkbox"/>	optional <input checked="" type="checkbox"/>


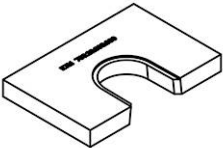

77229009000 Separator plate			
 <p>77229009000</p>	Description/example of use Tool for separating the crankshaft		
	used with model 350 SX-F 2014 350 SX-F 2015 350 EXC-F 2014 350 EXC-F 2015 350 EXC-F 2016 350 EXC-F Six Days 2014 350 EXC-F Six Days 2015 350 EXC-F Six Days 2016 350 EXC-F Factory Edition Freeride 350		
	Service <input type="checkbox"/>	Repair <input type="checkbox"/>	optional <input checked="" type="checkbox"/>

77229009000 Separator plate					
	350 XC-F 2014 350 XC-F 2015 350 XCF-W 2014 350 XCF-W 2015 350 XCF-W 2016 350 XCF-W Six Days				
	Service	<input type="checkbox"/>	Repair	<input type="checkbox"/>	optional

77229032000 Separator plate					
 <p>77229032000</p>	Description/example of use Tool for pressing out balancer shaft drive gear wheel				
	used with model 350 SX-F MX2 4 stroke Enduro E1 4 stroke 350 EXC-F 350 EXC-F Six Days 350 EXC-F Factory Edition Freeride Dual Sport 4 stroke Cross Country E1 4 stroke 350 XC-F 350 XCF-W 350 XCF-W Six Days 125 Duke 200 Duke RC 125 RC 200				
Service	<input type="checkbox"/>	Repair	<input type="checkbox"/>	optional	<input checked="" type="checkbox"/>

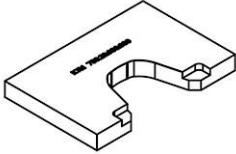
77229008000 Insert for crankshaft pressing tool					
 <p>77229008000</p>	Description/example of use Sleeve with cover used as insert in the pressing tool for pressing the crankshaft together				
	for use with 75029047000  used with model 250 SX-F 2014 250 SX-F EU 2015 250 SX-F US 2015 250 EXC-F 2014 250 EXC-F Six Days 2014 250 XC-F 2014 250 XC-F 2015 250 XCF-W 2014				
Service	<input type="checkbox"/>	Repair	<input type="checkbox"/>	optional	<input checked="" type="checkbox"/>

78029008000 Insert for crankshaft pressing tool			
 <p>78029008000</p>	<p>Description/example of use</p> <p>Sleeve with cover used as insert in the pressing tool for pressing the crankshaft together</p>		
	<p>for use with</p> <p>75029047000</p> <p>used with model</p> <p>450 EXC 2014</p> <p>450 EXC 2015</p> <p>450 EXC 2016</p> <p>450 EXC Six Days 2014</p> <p>450 EXC Six Days 2015</p> <p>450 EXC Six Days 2016</p> <p>450 EXC Factory Edition</p> <p>500 EXC 2014</p> <p>500 EXC 2015</p> <p>500 EXC 2016</p> <p>500 EXC Six Days 2014</p> <p>500 EXC Six Days 2015</p> <p>500 EXC Six Days 2016</p> <p>450 XC-W</p> <p>500 XC-W 2014</p> <p>500 XC-W 2015</p> <p>500 XC-W 2016</p>		
	Service <input type="checkbox"/>	Repair <input type="checkbox"/>	optional <input checked="" type="checkbox"/>
78029009100 Separator plate			
 <p>78029009100</p>	<p>Description/example of use</p> <p>Tool for separating the crankshaft</p>		
	<p>used with model</p> <p>450 EXC 2014</p> <p>450 EXC 2015</p> <p>450 EXC 2016</p> <p>450 EXC Six Days 2014</p> <p>450 EXC Six Days 2015</p> <p>450 EXC Six Days 2016</p> <p>450 EXC Factory Edition</p> <p>500 EXC 2014</p> <p>500 EXC 2015</p> <p>500 EXC 2016</p> <p>500 EXC Six Days 2014</p> <p>500 EXC Six Days 2015</p> <p>500 EXC Six Days 2016</p> <p>450 XC-W</p> <p>500 XC-W 2014</p> <p>500 XC-W 2015</p> <p>500 XC-W 2016</p>		
	Service <input type="checkbox"/>	Repair <input type="checkbox"/>	optional <input checked="" type="checkbox"/>

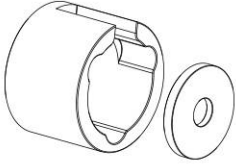
78929008000 Insert for crankshaft pressing tool					
 <p>78929008000</p>	<p>Description/example of use</p> <p>Sleeve with cover used as insert in the pressing tool for pressing the crankshaft together</p> <p style="text-align: right;">for use with 75029047000</p> <p>used with model</p> <p>450 SX-F 450 EXC 2017 450 EXC 2018 450 EXC 2019 450 EXC 2020 450 EXC Six Days 2017 450 EXC Six Days 2018 450 EXC Six Days 2019 450 EXC Six Days 2020 500 EXC 2017 500 EXC 2018 500 EXC 2019 500 EXC 2020 500 EXC Six Days 2017 500 EXC Six Days 2018 500 EXC Six Days 2019 500 EXC Six Days 2020 450 XC-F 500 XC-W 2020 Supermoto Competition</p>				
	Service	<input type="checkbox"/>	Repair	<input type="checkbox"/>	optional
78929009000 Separator plate					
 <p>78929009000</p>	<p>Description/example of use</p> <p>Tool for separating the crankshaft</p> <p>used with model</p> <p>450 SX-F 2014 450 SX-F EU 2015 450 SX-F US 2015 450 XC-F 2014 450 XC-F 2015</p>				
	Service	<input type="checkbox"/>	Repair	<input type="checkbox"/>	optional
79029008000 Insert for crankshaft pressing tool					
 <p>79029008000</p>	<p>Description/example of use</p> <p>Sleeve with cover used as insert in the pressing tool for pressing the crankshaft together</p> <p style="text-align: right;">for use with 75029047000</p> <p>used with model</p> <p>350 SX-F 2016 350 SX-F 2017 350 SX-F 2018 350 SX-F 2019 350 SX-F 2020 250 SX-F Factory Edition US 2015 250 SX-F 2016</p>				

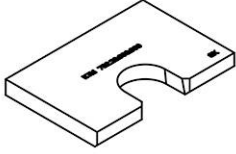


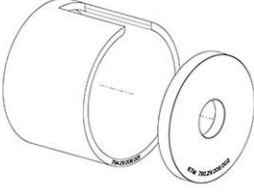
79029008000 Insert for crankshaft pressing tool		
	250 SX-F 2017	
	250 SX-F 2018	
	250 SX-F 2019	
	250 SX-F 2020	
	250 XC-F 2016	
	250 XC-F 2017	
	250 XC-F 2018	
	250 XC-F 2019	
	250 XC-F 2020	
	350 XC-F 2016	
	350 XC-F 2017	
	350 XC-F 2018	
	350 XC-F 2019	
	350 XC-F 2020	
	Service	<input type="checkbox"/>
		optional
		<input checked="" type="checkbox"/>

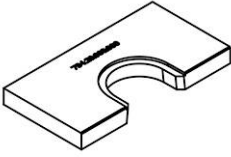
79029009000 Separator plate	
 <p>79029009000</p>	<p>Description/example of use</p> <p>Tool for separating the crankshaft</p>
	<p>used with model</p> <p>250 SX-F Factory Edition US 2015</p> <p>250 SX-F 2016</p> <p>250 SX-F 2017</p> <p>250 SX-F 2018</p> <p>250 SX-F 2019</p> <p>250 SX-F 2020</p> <p>250 EXC-F 2017</p> <p>250 EXC-F 2018</p> <p>250 EXC-F 2019</p> <p>250 EXC-F 2020</p> <p>250 EXC-F Six Days 2017</p> <p>250 EXC-F Six Days 2018</p> <p>250 EXC-F Six Days 2019</p> <p>250 EXC-F Six Days 2020</p> <p>350 EXC-F 2020</p> <p>350 EXC-F Six Days 2020</p> <p>450 EXC 2017</p> <p>450 EXC 2018</p> <p>450 EXC 2019</p> <p>450 EXC Six Days 2017</p> <p>450 EXC Six Days 2018</p> <p>450 EXC Six Days 2019</p> <p>500 EXC 2017</p> <p>500 EXC 2018</p> <p>500 EXC 2019</p> <p>500 EXC Six Days 2017</p> <p>500 EXC Six Days 2018</p> <p>500 EXC Six Days 2019</p> <p>Freeride 250 F</p> <p>250 XC-F 2016</p> <p>250 XC-F 2017</p> <p>250 XC-F 2018</p>

79029009000 Separator plate			
	250 XC-F 2019		
	250 XC-F 2020		
	350 XCF-W 2020		
Service	<input type="checkbox"/>	Repair	<input type="checkbox"/>
		optional	<input checked="" type="checkbox"/>

79029108000 Insert for crankshaft pressing tool			
 <p>79029108000</p>	Description/example of use Sleeve with cover used as insert in the pressing tool for pressing the crankshaft together		
	for use with 75029047000		
used with model 250 EXC-F 2017 250 EXC-F 2018 250 EXC-F 2019 250 EXC-F 2020 250 EXC-F Six Days 2017 250 EXC-F Six Days 2018 250 EXC-F Six Days 2019 250 EXC-F Six Days 2020 350 EXC-F 2020 350 EXC-F Six Days 2020 Freeride 250 F 350 XCF-W 2020			
Service	<input type="checkbox"/>	Repair	<input type="checkbox"/>
		optional	<input checked="" type="checkbox"/>

79229009000 Separator plate			
 <p>79229009000</p>	Description/example of use Tool for separating the crankshaft		
	used with model 350 SX-F 2016 350 SX-F 2017 350 SX-F 2018 350 SX-F 2019 350 SX-F 2020 350 EXC-F 2017 350 EXC-F 2018 350 EXC-F 2019 350 EXC-F Six Days 2017 350 EXC-F Six Days 2018 350 EXC-F Six Days 2019 350 XC-F 2016 350 XC-F 2017 350 XC-F 2018 350 XC-F 2019 350 XC-F 2020		
Service	<input type="checkbox"/>	Repair	<input type="checkbox"/>
		optional	<input checked="" type="checkbox"/>

79429008000 Insert for crankshaft pressing tool		
 <p>79428008000</p>	<p>Description/example of use</p> <p>Sleeve with cover used as insert in the pressing tool for pressing the crankshaft together</p> <p>for use with 75029047000</p> <p>used with model</p> <p>450 SX-F Factory Edition US 2015 450 SX-F 2016 450 SX-F 2017 450 SX-F 2018 450 SX-F 2019 450 SX-F 2020 450 EXC 2017 450 EXC 2018 450 EXC 2019 450 EXC 2020 450 EXC Six Days 2017 450 EXC Six Days 2018 450 EXC Six Days 2019 450 EXC Six Days 2020 500 EXC 2017 500 EXC 2018 500 EXC 2019 500 EXC 2020 500 EXC Six Days 2017 500 EXC Six Days 2018 500 EXC Six Days 2019 500 EXC Six Days 2020 450 XC-F 2016 450 XC-F 2017 450 XC-F 2018 450 XC-F 2019 450 XC-F 2020 500 XC-W 2020</p>	<p>Service <input type="checkbox"/></p> <p>Repair <input type="checkbox"/></p> <p>optional <input checked="" type="checkbox"/></p>

79429009000 Separator plate		
 <p>79429009000</p>	<p>Description/example of use</p> <p>Tool for separating the crankshaft</p> <p>used with model</p> <p>450 SX-F Factory Edition US 2015 450 SX-F 2016 450 SX-F US 2017 450 SX-F Factory Edition US 2017 450 SX-F US 2018 450 SX-F Factory Edition US 2018 450 SX-F 2019 450 SX-F 2020 450 EXC 2020 450 EXC Six Days 2020 500 EXC 2020 500 EXC Six Days 2020</p>	


79429009000 Separator plate			
	450 XC-F 2016		
	450 XC-F 2017		
	450 XC-F 2018		
	450 XC-F 2019		
	450 XC-F 2020		
	500 XC-W 2020		
	Travel Mid		
	790 Duke		
	890 Duke R		
	Service <input type="checkbox"/>	Repair <input type="checkbox"/>	optional <input checked="" type="checkbox"/>

## 15.1 Wall tool organizer overview

M01916-01

Piston ring compressor (60029015000) (📖 p. 139)
Piston assembly ring (61329015108) (📖 p. 140)
Piston assembly ring (75029015102) (📖 p. 141)
Insertion for piston ring lock (75029035000) (📖 p. 141)
Insertion for piston ring lock (77229030000) (📖 p. 141)
Insertion for piston ring lock (77329030100) (📖 p. 142)
Insertion for piston ring lock (77629030000) (📖 p. 142)
Insertion for piston ring lock (77729030100) (📖 p. 142)
Insertion for piston ring lock (90129030000) (📖 p. 143)

### 60029015000 Piston ring compressor



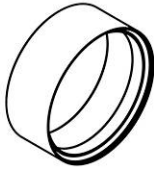
60029015000

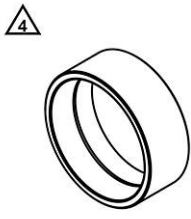
Description/example of use  
 Tool for tensioning piston rings when installing the piston in the cylinder

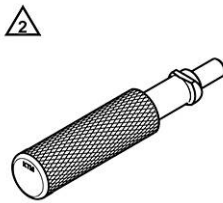
Technical data  
 Height: 80 mm (3.15 in)  
 Diameter: 57 ... 125 mm (2.24 ... 4.92 in)  
 used with model

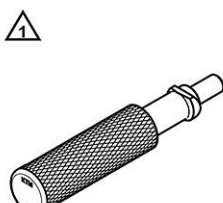
- MX1 4 stroke
- MX2 4 stroke
- Enduro E1 4 stroke
- Enduro E2 4 stroke
- Enduro E3 4 stroke
- Freeride Dual Sport 4 stroke
- Cross Country E1 4 stroke
- Cross Country E2 4 stroke
- Cross Country E3 4 stroke
- Supermoto Competition
- 690 SMC R 2019
- 690 SMC R 2020
- Travel Mid
- 1050 Adventure
- 1090 Adventure
- 1090 Adventure R
- 1090 Adventure S
- 1190 Adventure
- 1190 Adventure R
- 1290 Super Adventure S 2019
- 1290 Super Adventure S 2020
- 1290 Super Adventure R 2019
- 1290 Super Adventure R 2020
- Travel Small
- 690 Enduro R 2019
- 690 Enduro R 2020
- 125 Duke 2016
- 125 Duke 2017
- 125 Duke 2018
- 125 Duke 2019
- 125 Duke 2020
- 200 Duke 2017
- 200 Duke 2018
- 200 Duke 2019
- 200 Duke 2020

60029015000 Piston ring compressor					
	250 Duke				
	390 Duke				
	690 Duke 2016				
	690 Duke 2017				
	690 Duke 2018				
	690 Duke 2019				
	690 Duke R 2016				
	690 Duke R 2017				
	790 Duke				
	890 Duke R				
	1290 Super Duke R 2019				
	1290 Super Duke R 2020				
	RC 125 2016				
	RC 125 2017				
	RC 125 2018				
	RC 125 2019				
	RC 125 2020				
	RC 200 2017				
	RC 200 2018				
	RC 200 2019				
	RC 200 2020				
RC 250					
RC 390					
Super Bike Big					
1290 Super Duke GT 2019					
1290 Super Duke GT 2020					
Service	<input type="checkbox"/>	Repair	<input checked="" type="checkbox"/>	optional	<input type="checkbox"/>

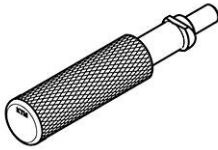
61329015108 Piston assembly ring					
 <p>61329015108</p>	Description/example of use				
	Tool for installing the piston in the cylinder				
	Technical data				
	Height: 48 mm (1.89 in)				
	Diameter: 108 mm (4.25 in)				
	used with model				
	1290 Super Adventure				
	1290 Super Adventure T				
	1290 Super Adventure S 2017				
	1290 Super Adventure S 2018				
	1290 Super Adventure R 2017				
	1290 Super Adventure R 2018				
	1290 Super Duke R 2014				
	1290 Super Duke R 2015				
	1290 Super Duke R 2016				
	1290 Super Duke R 2017				
	1290 Super Duke R 2018				
	1290 Super Duke R Special Edition				
	1290 Super Duke GT 2016				
	1290 Super Duke GT 2017				
	1290 Super Duke GT 2018				
Service	<input type="checkbox"/>	Repair	<input checked="" type="checkbox"/>	optional	<input type="checkbox"/>

75029015102 Piston assembly ring		
 <p>75029015102</p>	<p>Description/example of use Tool for installing the piston in the cylinder</p> <p>Technical data Height: 45 mm (1.77 in) Diameter: 102 mm (4.02 in)</p> <p>used with model 690 SMC R 2014 690 SMC R 2015 690 SMC R 2016 690 SMC R 2017 690 Enduro R 2014 690 Enduro R 2015 690 Enduro R 2016 690 Enduro R 2017 690 Enduro R 2018 690 Duke 2014 690 Duke 2015 690 Duke R 2014 690 Duke R 2015</p>	<p>Service <input type="checkbox"/></p> <p>Repair <input checked="" type="checkbox"/></p> <p>optional <input type="checkbox"/></p>

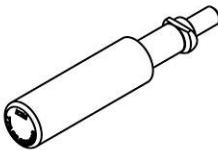
75029035000 Insertion for piston ring lock		
 <p>75029035000</p>	<p>Description/example of use Tool for installing the piston ring lock in the piston</p> <p>used with model Supermoto / Dual Sport Travel Big Dual Sport Enduro 690 Duke 690 Duke R Naked Big Super Bike Big Touring</p>	<p>Service <input type="checkbox"/></p> <p>Repair <input checked="" type="checkbox"/></p> <p>optional <input type="checkbox"/></p>

77229030000 Insertion for piston ring lock		
 <p>77229030000</p>	<p>Description/example of use Tool for installing the piston ring lock in the piston</p> <p>used with model 350 SX-F 250 SX-F 2014 350 EXC-F 350 EXC-F Six Days 350 EXC-F Factory Edition Freeride 350 250 XC-F 2014 350 XC-F 350 XCF-W 350 XCF-W Six Days</p>	<p>Service <input type="checkbox"/></p> <p>Repair <input checked="" type="checkbox"/></p> <p>optional <input type="checkbox"/></p>

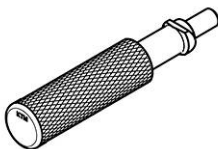
**77329030100 Insertion for piston ring lock**

 77329030100	Description/example of use Tool for installing the piston ring lock in the piston		
	used with model 450 SX-F 450 EXC 450 EXC Six Days 450 EXC Factory Edition Enduro E3 4 stroke 450 XC-F 450 XC-W Cross Country E3 4 stroke Supermoto Competition Travel Small 250 Duke 390 Duke RC 250 RC 390		
Service	<input type="checkbox"/>	Repair	<input checked="" type="checkbox"/>
optional	<input type="checkbox"/>		

**77629030000 Insertion for piston ring lock**


 77629030000	Description/example of use Tool for installing the piston ring lock in the piston		
	used with model Travel Mid 790 Duke 890 Duke R		
Service	<input type="checkbox"/>	Repair	<input checked="" type="checkbox"/>
optional	<input type="checkbox"/>		

**77729030100 Insertion for piston ring lock**

 77729030100	Description/example of use Tool for installing the piston ring lock in the piston		
	used with model 250 SX-F 2015 250 SX-F 2016 250 SX-F 2017 250 SX-F 2018 250 SX-F 2019 250 SX-F 2020 250 EXC-F 2015 250 EXC-F 2016 250 EXC-F 2017 250 EXC-F 2018 250 EXC-F 2019 250 EXC-F 2020 250 EXC-F Six Days 2015 250 EXC-F Six Days 2016 250 EXC-F Six Days 2017 250 EXC-F Six Days 2018 250 EXC-F Six Days 2019 250 EXC-F Six Days 2020		



77729030100 Insertion for piston ring lock			
	250 EXC-F Factory Edition Freeride 250 F 250 XC-F 2015 250 XC-F 2016 250 XC-F 2017 250 XC-F 2018 250 XC-F 2019 250 XC-F 2020 250 XCF-W 2015 250 XCF-W 2016		
	Service	<input type="checkbox"/>	Repair
			optional <input type="checkbox"/>

90129030000 Insertion for piston ring lock			
 <p>90129030000</p>	Description/example of use Tool for installing the piston ring lock in the piston		
	used with model 125 Duke 200 Duke RC 125 RC 200		
	Service	<input type="checkbox"/>	Repair
			optional <input type="checkbox"/>

## 16.1 Wall tool organizer overview



Mounting tool for lock ring (61229032000) (📖 p. 144)
Mounting tool for lock ring (63529032000) (📖 p. 144)
Mounting tool for lock ring (75029005000) (📖 p. 144)
Assembly screws (75029033000) (📖 p. 145)
Mounting tool for lock ring (76629032000) (📖 p. 145)
Mounting tool for lock ring (79029005000) (📖 p. 145)

### 61229032000 Mounting tool for lock ring


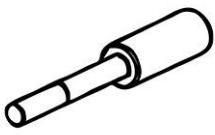

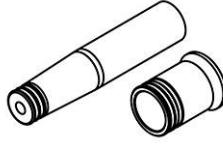

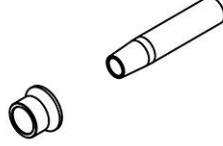
<p>61229032000</p>	Description/example of use Tool for mounting lock rings on the countershaft		
	used with model 1050 Adventure 1090 Adventure 1090 Adventure R 1090 Adventure S 1290 Super Adventure 1290 Super Adventure T 1290 Super Adventure S 1290 Super Adventure R		
Service	<input type="checkbox"/>	Repair	<input checked="" type="checkbox"/>
		optional	<input type="checkbox"/>

### 63529032000 Mounting tool for lock ring

<p>63529032000</p>	Description/example of use Tool for mounting lock rings on the countershaft and main shaft		
	used with model Travel Mid 790 Duke 890 Duke R		
Service	<input type="checkbox"/>	Repair	<input checked="" type="checkbox"/>
		optional	<input type="checkbox"/>

### 75029005000 Mounting tool for lock ring

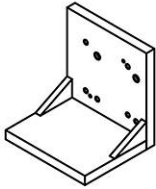
<p>75029005000</p>	Description/example of use Tool for mounting lock rings on the drive and countershaft		
	used with model 250 SX-F Factory Edition US 2015 250 SX-F 2016 250 SX-F 2017 250 SX-F 2018 250 XC-F 2016 250 XC-F 2017 250 XC-F 2018 690 SMC R 2014 690 SMC R 2015 690 SMC R 2016 690 SMC R 2017 690 Enduro R 2014 690 Enduro R 2015 690 Enduro R 2016 690 Enduro R 2017		

75029005000 Mounting tool for lock ring					
	690 Enduro R 2018 690 Duke 2014 690 Duke 2015 690 Duke R 2014 690 Duke R 2015				
	Service	<input type="checkbox"/>	Repair	<input checked="" type="checkbox"/>	optional
75029033000 Assembly screws					
<p>4x </p>  <p>75029033000</p>	<p>Description/example of use</p> <p>4 screws for tensioning the slipper clutch</p> <p>used with model</p> <p>Supermoto / Dual Sport Dual Sport Enduro 690 Duke 690 Duke R</p>				
	Service	<input type="checkbox"/>	Repair	<input checked="" type="checkbox"/>	optional
76629032000 Mounting tool for lock ring					
<p></p>  <p>76629032000</p>	<p>Description/example of use</p> <p>Tool for mounting lock rings on the countershaft and main shaft</p> <p>used with model</p> <p>690 SMC R 2019 690 SMC R 2020 Travel Mid 690 Enduro R 2019 690 Enduro R 2020 690 Duke 2016 690 Duke 2017 690 Duke 2018 690 Duke 2019 690 Duke R 2016 690 Duke R 2017 790 Duke 890 Duke R</p>				
	Service	<input type="checkbox"/>	Repair	<input checked="" type="checkbox"/>	optional
79029005000 Mounting tool for lock ring					
<p></p>  <p>79029005000</p>	<p>Description/example of use</p> <p>Tool for mounting lock ring on the main shaft</p> <p>used with model</p> <p>250 SX-F Factory Edition US 2015 250 SX-F 2016 250 SX-F 2017 250 SX-F 2018 250 XC-F 2016 250 XC-F 2017 250 XC-F 2018</p>				
	Service	<input type="checkbox"/>	Repair	<input checked="" type="checkbox"/>	optional

## 17.1 Overview

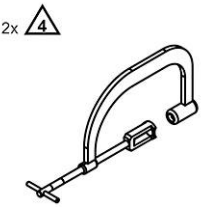

M01916-01	Clamping plate (75029050000) (🔍 p. 146)
-----------	---

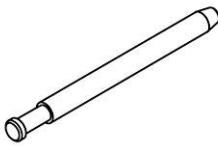

### 75029050000 Clamping plate

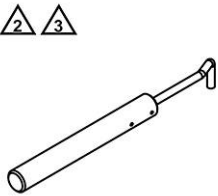
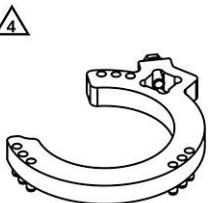

 <p>75029050000</p>	<p>Description/example of use Plate for mounting the cylinder head</p> <p>used with model</p> <ul style="list-style-type: none"> <li>450 SX-F</li> <li>450 EXC</li> <li>450 EXC Six Days</li> <li>450 EXC Factory Edition</li> <li>Enduro E3 4 stroke</li> <li>450 XC-F</li> <li>450 XC-W</li> <li>Cross Country E3 4 stroke</li> <li>Supermoto Competition</li> <li>Supermoto / Dual Sport</li> <li>Dual Sport Enduro</li> <li>690 Duke</li> <li>690 Duke R</li> </ul> <table border="1" style="width: 100%; border-collapse: collapse;"> <tr> <td style="width: 33%;">Service <input type="checkbox"/></td> <td style="width: 33%;">Repair <input checked="" type="checkbox"/></td> <td style="width: 33%;">optional <input type="checkbox"/></td> </tr> </table>	Service <input type="checkbox"/>	Repair <input checked="" type="checkbox"/>	optional <input type="checkbox"/>
Service <input type="checkbox"/>	Repair <input checked="" type="checkbox"/>	optional <input type="checkbox"/>		

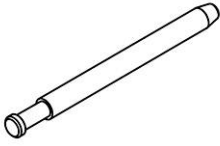
## 17.2 Wall tool organizer overview


M01916-01	Valve spring mounter (59029019000) (🔍 p. 147)
	Limit plug gauge (59029026006) (🔍 p. 147)
	Release device for timing chain tensioner (61229021000) (🔍 p. 148)
	Spread transmission fixture (61329035000) (🔍 p. 148)
	Insert for valve spring lever (63529060000) (🔍 p. 148)
	Limit plug gauge (77029026000) (🔍 p. 149)
	Insert for valve spring lever (77029041200) (🔍 p. 149)
	Limit plug gauge (77229026000) (🔍 p. 150)
	Timing chain tensioner insert (77229035000) (🔍 p. 151)
	Adjustment bush bridge (77229050044) (🔍 p. 151)
	Insert for valve spring lever (77229060000) (🔍 p. 152)
	Release device for timing chain tensioner (77329051000) (🔍 p. 152)
	Insert for valve spring lever (78029060000) (🔍 p. 153)
	Locking screw (78129032000) (🔍 p. 153)
	Insert for valve spring lever (79029060000) (🔍 p. 153)
	Limit plug gauge (90129026000) (🔍 p. 154)
	Insert for valve spring lever (90129060000) (🔍 p. 154)

59029019000 Valve spring mounter		
 <p>2x </p> <p>59029019000</p>	<p>Description/example of use</p> <p>Tool for installing and removing valves and valve springs</p>	
	<p>used with model</p> <p>MX1 4 stroke</p> <p>MX2 4 stroke</p> <p>Enduro E1 4 stroke</p> <p>Enduro E2 4 stroke</p> <p>Enduro E3 4 stroke</p> <p>Freeride Dual Sport 4 stroke</p> <p>Cross Country E1 4 stroke</p> <p>Cross Country E2 4 stroke</p> <p>Cross Country E3 4 stroke</p> <p>Supermoto Competition</p> <p>Supermoto / Dual Sport</p> <p>Travel</p> <p>Naked Bike</p> <p>Sport Bike</p> <p>Touring</p>	<p>matching tools / articles are</p> <p>63529060000</p> <p>77029041200</p> <p>77229060000</p> <p>78029060000</p> <p>79029060000</p> <p>90129060000</p>
<p>Service <input type="checkbox"/></p>		<p>Repair <input checked="" type="checkbox"/></p>
<p>optional <input type="checkbox"/></p>		

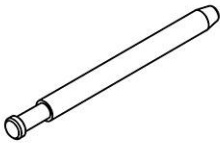
59029026006 Limit plug gauge		
 <p></p> <p>59029026006</p>	<p>Description/example of use</p> <p>Tool for checking valve guides</p>	
	<p>Technical data</p> <p>Diameter: 6.05 mm (0.2382 in)</p> <p>used with model</p> <p>450 SX-F</p> <p>450 EXC</p> <p>450 EXC Six Days</p> <p>450 EXC Factory Edition</p> <p>Enduro E3 4 stroke</p> <p>450 XC-F</p> <p>450 XC-W</p> <p>Cross Country E3 4 stroke</p> <p>Supermoto Competition</p> <p>Supermoto / Dual Sport</p> <p>Travel Big</p> <p>Dual Sport Enduro</p> <p>690 Duke</p> <p>690 Duke R</p> <p>Naked Big</p> <p>Super Bike Big</p> <p>Touring</p>	
<p>Service <input type="checkbox"/></p>		<p>Repair <input checked="" type="checkbox"/></p>
<p>optional <input type="checkbox"/></p>		

61229021000 Release device for timing chain tensioner			
 <p>61229021000</p>	<p>Description/example of use</p> <p>Tool for installing timing chain tensioner</p>		
	<p>used with model</p> <p>350 SX-F</p> <p>MX2 4 stroke</p> <p>Enduro E1 4 stroke</p> <p>350 EXC-F</p> <p>350 EXC-F Six Days</p> <p>350 EXC-F Factory Edition</p> <p>Freeride 250 F</p> <p>Cross Country E1 4 stroke</p> <p>350 XC-F</p> <p>350 XCF-W</p> <p>350 XCF-W Six Days</p> <p>Travel Mid</p> <p>Travel Big</p> <p>790 Duke</p> <p>890 Duke R</p> <p>Naked Big</p> <p>Super Bike Big</p> <p>Touring</p>		
	Service	<input checked="" type="checkbox"/>	Repair
			<input type="checkbox"/>
	optional		<input type="checkbox"/>
61329035000 Spread transmission fixture			
 <p>61329035000</p>	<p>Description/example of use</p> <p>Tool for tensioning the spread transmission</p>		
	<p>used with model</p> <p>1290 Super Adventure</p> <p>1290 Super Adventure T</p> <p>1290 Super Adventure S</p> <p>1290 Super Adventure R</p>		
	Service	<input type="checkbox"/>	Repair
			<input checked="" type="checkbox"/>
	optional		<input type="checkbox"/>
63529060000 Insert for valve spring lever			
 <p>63529060000</p>	<p>Description/example of use</p> <p>Tool for installing and removing valves and valve springs</p>		
	<p>for use with</p> <p>59029019000</p> <p>used with model</p> <p>Travel Mid</p> <p>790 Duke</p> <p>890 Duke R</p>		
	Service	<input type="checkbox"/>	Repair
			<input checked="" type="checkbox"/>
	optional		<input type="checkbox"/>

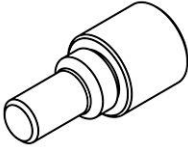
77029026000 Limit plug gauge			
 <p>77029026000</p>	Description/example of use Tool for checking valve guides Technical data Diameter: 5.05 mm (0.1988 in) used with model		
	450 EXC 2014 450 EXC 2015 450 EXC 2016 450 EXC Six Days 2014 450 EXC Six Days 2015 450 EXC Six Days 2016 450 EXC Factory Edition 500 EXC 2014 500 EXC 2015 500 EXC 2016 500 EXC Six Days 2014 500 EXC Six Days 2015 500 EXC Six Days 2016 450 XC-W 500 XC-W 2014 500 XC-W 2015 500 XC-W 2016 Supermoto Competition Travel Mid Travel Small 250 Duke 390 Duke 790 Duke 890 Duke R RC 250 RC 390		
Service	<input type="checkbox"/>	Repair	<input checked="" type="checkbox"/>
		optional	<input type="checkbox"/>

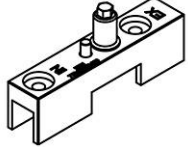
77029041200 Insert for valve spring lever			
 <p>77029041200</p>	Description/example of use Tool for installing and removing valves and valve springs for use with 59029019000		
	used with model 450 SX-F 250 SX-F Factory Edition US 2015 250 SX-F 2016 250 SX-F 2017 250 SX-F 2018 250 SX-F 2019 250 SX-F 2020 250 EXC-F 2017 250 EXC-F 2018 250 EXC-F 2019 250 EXC-F 2020 250 EXC-F Six Days 2017 250 EXC-F Six Days 2018 250 EXC-F Six Days 2019		


77029041200 Insert for valve spring lever			
	250 EXC-F Six Days 2020		
	350 EXC-F 2019		
	350 EXC-F 2020		
	350 EXC-F Six Days 2019		
	350 EXC-F Six Days 2020		
	450 EXC		
	450 EXC Six Days		
	450 EXC Factory Edition		
	Enduro E3 4 stroke		
	Freeride 250 F		
	250 XC-F 2016		
	250 XC-F 2017		
	250 XC-F 2018		
	250 XC-F 2019		
	250 XC-F 2020		
	350 XCF-W 2020		
	450 XC-F		
	450 XC-W		
	Cross Country E3 4 stroke		
	Supermoto Competition		
Travel Small			
250 Duke			
390 Duke			
RC 250			
RC 390			
	Service	<input type="checkbox"/>	Repair
			<input checked="" type="checkbox"/>
			optional
			<input type="checkbox"/>

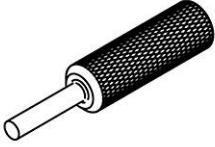
77229026000 Limit plug gauge				
 <p>77229026000</p>	Description/example of use			
	Tool for checking valve guides			
	Technical data			
	Diameter: 5.55 mm (0.2185 in)			
	used with model			
	350 SX-F			
	MX2 4 stroke			
	Enduro E1 4 stroke			
	350 EXC-F			
	350 EXC-F Six Days			
	350 EXC-F Factory Edition			
	Freeride Dual Sport 4 stroke			
	Cross Country E1 4 stroke			
	350 XC-F			
	350 XCF-W			
	350 XCF-W Six Days			
		Service	<input type="checkbox"/>	Repair
				<input checked="" type="checkbox"/>
				optional
				<input type="checkbox"/>

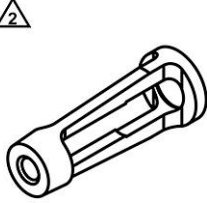
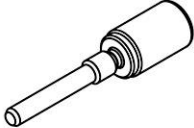



77229035000 Timing chain tensioner insert		
 <p>77229035000</p>	<p>Description/example of use</p> <p>Tool for tensioning timing chain</p>	
	<p>used with model</p> <p>350 SX-F 2014</p> <p>350 SX-F 2015</p> <p>350 EXC-F 2014</p> <p>350 EXC-F 2015</p> <p>350 EXC-F 2016</p> <p>350 EXC-F Six Days 2014</p> <p>350 EXC-F Six Days 2015</p> <p>350 EXC-F Six Days 2016</p> <p>350 EXC-F Factory Edition</p> <p>Freeride 350</p> <p>350 XC-F 2014</p> <p>350 XC-F 2015</p> <p>350 XCF-W 2014</p> <p>350 XCF-W 2015</p> <p>350 XCF-W 2016</p> <p>350 XCF-W Six Days</p>	
	Service <input checked="" type="checkbox"/>	Repair <input type="checkbox"/> optional <input type="checkbox"/>

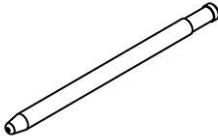
77229050044 Adjustment bush bridge		
<p>2x </p> <p>77229050044</p>	<p>Description/example of use</p> <p>Tool for working on camshaft (changing camshaft bearing, checking and adjusting valve timing)</p>	
	<p>used with model</p> <p>350 SX-F 2014</p> <p>350 SX-F 2015</p> <p>350 EXC-F 2014</p> <p>350 EXC-F 2015</p> <p>350 EXC-F 2016</p> <p>350 EXC-F Six Days 2014</p> <p>350 EXC-F Six Days 2015</p> <p>350 EXC-F Six Days 2016</p> <p>350 EXC-F Factory Edition</p> <p>Freeride 350</p> <p>350 XC-F 2014</p> <p>350 XC-F 2015</p> <p>350 XCF-W 2014</p> <p>350 XCF-W 2015</p> <p>350 XCF-W 2016</p> <p>350 XCF-W Six Days</p>	
	Service <input checked="" type="checkbox"/>	Repair <input type="checkbox"/> optional <input type="checkbox"/>


77229060000 Insert for valve spring lever					
 <p>77229060000</p>	<p>Description/example of use</p> <p>Tool for installing and removing valves and valve springs for use with 59029019000</p> <p>used with model</p> <p>350 SX-F 2014 350 SX-F 2015 250 SX-F 2014 250 SX-F EU 2015 250 SX-F US 2015 250 EXC-F 2014 250 EXC-F 2015 250 EXC-F 2016 250 EXC-F Six Days 2014 250 EXC-F Six Days 2015 250 EXC-F Six Days 2016 250 EXC-F Factory Edition 350 EXC-F 2014 350 EXC-F 2015 350 EXC-F 2016 350 EXC-F Six Days 2014 350 EXC-F Six Days 2015 350 EXC-F Six Days 2016 350 EXC-F Factory Edition Freeride 350 250 XC-F 2014 250 XC-F 2015 250 XCF-W 350 XC-F 2014 350 XC-F 2015 350 XCF-W 2014 350 XCF-W 2015 350 XCF-W 2016 350 XCF-W Six Days</p>				
	Service	<input type="checkbox"/>	Repair	<input checked="" type="checkbox"/>	optional

77329051000 Release device for timing chain tensioner					
 <p>77329051000</p>	<p>Description/example of use</p> <p>Tool for installing timing chain tensioner</p> <p>used with model</p> <p>Freeride 350 Supermoto / Dual Sport Dual Sport Enduro 690 Duke 690 Duke R</p>				
	Service	<input checked="" type="checkbox"/>	Repair	<input type="checkbox"/>	optional

78029060000 Insert for valve spring lever		
 <p>78029060000</p>	<p>Description/example of use</p> <p>Tool for installing and removing valves and valve springs for use with 59029019000</p> <p>used with model</p> <p>690 SMC R 2014 690 SMC R 2015 690 SMC R 2016 690 SMC R 2017 Travel Big 690 Enduro R 2014 690 Enduro R 2015 690 Enduro R 2016 690 Enduro R 2017 690 Enduro R 2018 690 Duke 2014 690 Duke 2015 690 Duke R 2014 690 Duke R 2015 Naked Big Super Bike Big Touring</p>	
	Service <input type="checkbox"/>	Repair <input checked="" type="checkbox"/> optional <input type="checkbox"/>
78129032000 Locking screw		
 <p>78129032000</p>	<p>Description/example of use</p> <p>Tool for positioning the balancer shaft (installing clutch cover)</p> <p>used with model</p> <p>450 SX-F 450 EXC 450 EXC Six Days 450 EXC Factory Edition Enduro E3 4 stroke 450 XC-F 450 XC-W Cross Country E3 4 stroke Supermoto Competition</p>	
	Service <input checked="" type="checkbox"/>	Repair <input type="checkbox"/> optional <input type="checkbox"/>
79029060000 Insert for valve spring lever		
 <p>79029060000</p>	<p>Description/example of use</p> <p>Tool for installing and removing valves and valve springs for use with 59029019000</p> <p>used with model</p> <p>350 SX-F 2016 350 SX-F 2017 350 SX-F 2018 350 SX-F 2019 350 SX-F 2020 250 SX-F Factory Edition US 2015 250 SX-F 2016</p>	

79029060000 Insert for valve spring lever			
	250 SX-F 2017		
	250 SX-F 2018		
	250 SX-F 2019		
	250 SX-F 2020		
	350 EXC-F 2019		
	350 EXC-F 2020		
	350 EXC-F Six Days 2019		
	350 EXC-F Six Days 2020		
	250 XC-F 2016		
	250 XC-F 2017		
	250 XC-F 2018		
	250 XC-F 2019		
	250 XC-F 2020		
	350 XC-F 2016		
	350 XC-F 2017		
	350 XC-F 2018		
	350 XC-F 2019		
	350 XC-F 2020		
	350 XCF-W 2020		
	690 SMC R 2019		
	690 SMC R 2020		
	690 Enduro R 2019		
	690 Enduro R 2020		
	690 Duke 2016		
	690 Duke 2017		
	690 Duke 2018		
	690 Duke 2019		
	690 Duke R 2016		
	690 Duke R 2017		
	Service	<input type="checkbox"/>	Repair
		optional	<input type="checkbox"/>

90129026000 Limit plug gauge			
 <p>90129026000</p>	<p>⚠</p> <p>Description/example of use</p> <p>Tool for checking valve guides</p> <p>Technical data</p> <p>Diameter: 4.55 mm (0.1791 in)</p> <p>used with model</p> <p>125 Duke</p> <p>200 Duke</p> <p>RC 125</p> <p>RC 200</p>		
	Service	<input type="checkbox"/>	Repair
		optional	<input type="checkbox"/>

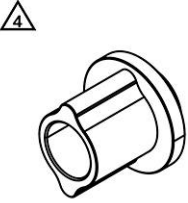
90129060000 Insert for valve spring lever			
 <p>90129060000</p>	<p>⚠</p> <p>Description/example of use</p> <p>Tool for installing and removing valves and valve springs</p> <p>for use with</p> <p>59029019000</p> <p>used with model</p> <p>125 Duke</p>		

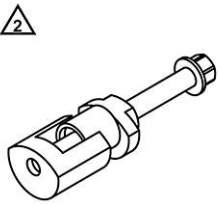
90129060000 Insert for valve spring lever			
	200 Duke		
	RC 125		
	RC 200		
	Service <input type="checkbox"/>	Repair <input checked="" type="checkbox"/>	optional <input type="checkbox"/>

## 18.1 Wall tool organizer overview



M01916-01

Pressing tool (47229005000) (📖 p. 156)
Pressing tool (50329000044) (📖 p. 157)
Pressing tool (50429005000) (📖 p. 158)
Pressing tool (54629027000) (📖 p. 159)
Tool bracket (58429089000) (📖 p. 159)
Pressing tool (58429091000) (📖 p. 160)
Pressing tool (58429092000) (📖 p. 161)
Pressing tool (60029031000) (📖 p. 161)
Pressing tool (60029043040) (📖 p. 162)
Pressing tool (60029046128) (📖 p. 162)
Pressing tool (61229008100) (📖 p. 163)
Pressing tool (61229013000) (📖 p. 163)
Pressing tool (61229016000) (📖 p. 163)
Pressing tool (61229018000) (📖 p. 163)
Pressing tool (61229044000) (📖 p. 164)
Pressing tool (61229045000) (📖 p. 164)
Pressing tool (61329004100) (📖 p. 164)
Pressing tool (61329004200) (📖 p. 164)
Pressing tool (75029044010) (📖 p. 164)
Pressing tool (75029044020) (📖 p. 166)
Pressing tool (75029051000) (📖 p. 166)
Pressing tool (76629044011) (📖 p. 167)
Pressing tool (76629044020) (📖 p. 167)
Pressing tool (76629044030) (📖 p. 167)
Pressing tool (77829083044) (📖 p. 168)
Pressing tool (79429006000) (📖 p. 168)
Pressing tool (79629000044) (📖 p. 169)
Pressing tool (90129020000) (📖 p. 170)
Pressing tool (90129043000) (📖 p. 170)
Pressing tool (90129056000) (📖 p. 171)
Pressing tool (93829043000) (📖 p. 171)

47229005000 Pressing tool			
 <p>47229005000</p>	<p>Description/example of use</p> <p>Tool for pressing components in and out (radial shaft seal ring of crankshaft)</p>		
	<p>used with model</p> <p>85 SX 2018</p> <p>85 SX 2019</p> <p>85 SX 2020</p>		
Service	<input type="checkbox"/>	Repair	<input checked="" type="checkbox"/>
		optional	<input type="checkbox"/>



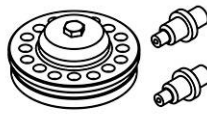
50329000044 Pressing tool	
<div style="text-align: center;">  <p>50329000044</p> </div>	<p>Description/example of use</p> <p>Tool for pressing components in and out (heim joint)</p> <p>used with model</p> <p>Enduro E1 2 stroke</p> <p>250 EXC-F 2014</p> <p>250 EXC-F 2015</p> <p>250 EXC-F 2016</p> <p>250 EXC-F Six Days 2014</p> <p>250 EXC-F Six Days 2015</p> <p>250 EXC-F Six Days 2016</p> <p>250 EXC-F Factory Edition</p> <p>200 EXC</p> <p>250 EXC 2014</p> <p>250 EXC 2015</p> <p>250 EXC 2016</p> <p>250 EXC Six Days 2014</p> <p>250 EXC Six Days 2015</p> <p>250 EXC Six Days 2016</p> <p>250 EXC Factory Edition</p> <p>350 EXC-F 2014</p> <p>350 EXC-F 2015</p> <p>350 EXC-F 2016</p> <p>350 EXC-F Six Days 2014</p> <p>350 EXC-F Six Days 2015</p> <p>350 EXC-F Six Days 2016</p> <p>350 EXC-F Factory Edition</p> <p>450 EXC 2014</p> <p>450 EXC 2015</p> <p>450 EXC 2016</p> <p>450 EXC Six Days 2014</p> <p>450 EXC Six Days 2015</p> <p>450 EXC Six Days 2016</p> <p>450 EXC Factory Edition</p> <p>300 EXC 2014</p> <p>300 EXC 2015</p> <p>300 EXC 2016</p> <p>300 EXC Six Days 2014</p> <p>300 EXC Six Days 2015</p> <p>300 EXC Six Days 2016</p> <p>300 EXC Factory Edition</p> <p>500 EXC 2014</p> <p>500 EXC 2015</p> <p>500 EXC 2016</p> <p>500 EXC Six Days 2014</p> <p>500 EXC Six Days 2015</p> <p>500 EXC Six Days 2016</p> <p>250 XCF-W</p> <p>200 XC-W</p> <p>250 XC-W 2014</p> <p>250 XC-W 2015</p> <p>250 XC-W 2016</p> <p>350 XCF-W 2014</p>


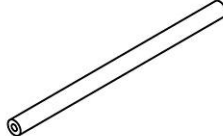
5032900044 Pressing tool						
	350 XCF-W 2015					
	350 XCF-W 2016					
	350 XCF-W Six Days					
	450 XC-W					
	300 XC-W 2014					
	300 XC-W 2015					
	300 XC-W 2016					
	300 XC-W Six Days 2014					
	300 XC-W Six Days 2015					
	300 XC-W Six Days 2016					
	500 XC-W 2014					
	500 XC-W 2015					
	500 XC-W 2016					
	Service	<input type="checkbox"/>	Repair	<input checked="" type="checkbox"/>	optional	<input type="checkbox"/>

50429005000 Pressing tool	
    <p>50429005000</p>	<p>Description/example of use</p> <p>Tool for pressing components in and out (radial shaft seal ring of crankshaft)</p> <p>used with model</p> <p>150 SX 2016</p> <p>150 SX 2017</p> <p>150 SX 2018</p> <p>150 SX 2019</p> <p>150 SX 2020</p> <p>250 SX 2017</p> <p>250 SX 2018</p> <p>250 SX 2019</p> <p>250 SX 2020</p> <p>125 SX 2016</p> <p>125 SX 2017</p> <p>125 SX 2018</p> <p>125 SX 2019</p> <p>125 SX 2020</p> <p>150 EXC</p> <p>250 EXC 2017</p> <p>250 EXC 2018</p> <p>250 EXC 2019</p> <p>250 EXC 2020</p> <p>250 EXC Six Days 2017</p> <p>250 EXC Six Days 2018</p> <p>250 EXC Six Days 2019</p> <p>250 EXC Six Days 2020</p> <p>300 EXC 2017</p> <p>300 EXC 2018</p> <p>300 EXC 2019</p> <p>300 EXC 2020</p> <p>300 EXC Six Days 2017</p> <p>300 EXC Six Days 2018</p> <p>300 EXC Six Days 2019</p> <p>300 EXC Six Days 2020</p> <p>125 XC-W</p> <p>150 XC-W</p>

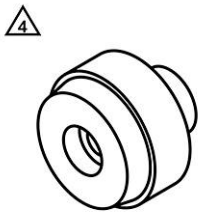




50429005000 Pressing tool		
	250 XC-W 2017	
	250 XC-W 2018	
	250 XC-W 2019	
	250 XC-W 2020	
	250 XC 2017	
	250 XC 2018	
	250 XC 2019	
	250 XC 2020	
	300 XC 2017	
	300 XC 2018	
	300 XC 2019	
	300 XC 2020	
	300 XC-W 2017	
	300 XC-W 2018	
	300 XC-W 2019	
	300 XC-W 2020	
	300 XC-W Six Days 2017	
	300 XC-W Six Days 2018	
	300 XC-W Six Days 2019	
	300 XC-W Six Days 2020	
Service	<input type="checkbox"/>	Repair <input checked="" type="checkbox"/>
		optional <input type="checkbox"/>


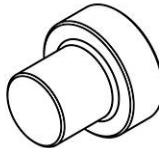
54629027000 Pressing tool		
<p>2x  </p>  <p>54629027000</p>	<p>Description/example of use</p> <p>Tool for pressing in components (clutch rivets on clutch basket)</p>	
	<p>used with model</p> <p>150 SX 2014</p> <p>150 SX 2015</p> <p>125 SX 2014</p> <p>125 SX 2015</p> <p>Enduro E1 2 stroke</p> <p>200 EXC</p> <p>150 XC</p> <p>200 XC-W</p>	
Service	<input type="checkbox"/>	Repair <input checked="" type="checkbox"/>
		optional <input type="checkbox"/>

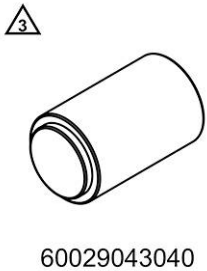
58429089000 Tool bracket		
<p>2x </p>  <p>58429089000</p>	<p>Description/example of use</p> <p>Tool for pressing components in and out (bearing rings when changing steering head bearing)</p>	
	<p>for use with</p> <p>58429091000</p> <p>58429092000</p> <p>used with model</p> <p>MX</p> <p>Enduro E1</p> <p>Enduro E2</p> <p>Enduro E3</p> <p>Freeride Dual Sport</p> <p>Freeride E-XC 2018</p> <p>Freeride E-XC 2019</p> <p>Freeride E-XC 2020</p> <p>Cross Country</p>	


58429089000 Tool bracket		
	690 SMC R 2019	
	690 SMC R 2020	
	1050 Adventure	
	1190 Adventure	
	1190 Adventure R	
	1290 Super Adventure	
	1290 Super Adventure T	
	690 Enduro R 2019	
	690 Enduro R 2020	
	690 Duke	
	690 Duke R	
	1290 Super Duke R 2014	
	1290 Super Duke R 2015	
	1290 Super Duke R 2016	
	1290 Super Duke R 2017	
	1290 Super Duke R 2018	
	1290 Super Duke R 2019	
1290 Super Duke R Special Edition		
1290 Super Duke GT 2016		
Service	<input type="checkbox"/>	Repair <input checked="" type="checkbox"/>
		optional <input type="checkbox"/>

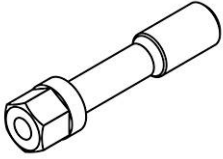
58429091000 Pressing tool		
 <p>58429091000</p>	Description/example of use	
	Tool for pressing components in (bearing rings when changing steering head bearing)	
	used with model	matching tools / articles are
	MX	58429089000
	Enduro E1	
	Enduro E2	
	Enduro E3	
	Freeride Dual Sport	
	Freeride E-XC 2018	
	Freeride E-XC 2019	
	Freeride E-XC 2020	
	Cross Country	
	690 SMC R 2019	
	690 SMC R 2020	
	1050 Adventure	
	1190 Adventure	
	1190 Adventure R	
1290 Super Adventure		
1290 Super Adventure T		
690 Enduro R 2019		
690 Enduro R 2020		
690 Duke		
690 Duke R		
1290 Super Duke R 2014		
1290 Super Duke R 2015		
1290 Super Duke R 2016		
1290 Super Duke R Special Edition		
1290 Super Duke GT 2016		
Service	<input type="checkbox"/>	Repair <input checked="" type="checkbox"/>
		optional <input type="checkbox"/>


58429092000 Pressing tool			
  58429092000	Description/example of use Tool for pressing components out (bearing rings when changing steering head bearing)		
	used with model MX Enduro E1 Enduro E2 Enduro E3 Freeride Dual Sport Freeride E-XC 2018 Freeride E-XC 2019 Freeride E-XC 2020 Cross Country 690 SMC R 2019 690 SMC R 2020 1050 Adventure 1190 Adventure 1190 Adventure R 1290 Super Adventure 1290 Super Adventure T 690 Enduro R 2019 690 Enduro R 2020 690 Duke 690 Duke R 1290 Super Duke R 2014 1290 Super Duke R 2015 1290 Super Duke R 2016 1290 Super Duke R 2017 1290 Super Duke R 2018 1290 Super Duke R 2019 1290 Super Duke R Special Edition 1290 Super Duke GT 2016	matching tools / articles are 58429089000	
	Service <input type="checkbox"/>	Repair <input checked="" type="checkbox"/>	optional <input type="checkbox"/>


60029031000 Pressing tool			
  60029031000	Description/example of use Tool for pressing components in and out (changing steering head bearing)		
	used with model 1290 Super Duke R 2014 1290 Super Duke R 2015 1290 Super Duke R 2016 1290 Super Duke R Special Edition		
	Service <input type="checkbox"/>	Repair <input checked="" type="checkbox"/>	optional <input type="checkbox"/>


60029043040 Pressing tool		
 <p>60029043040</p>	<p>Description/example of use</p> <p>Tool for pressing components in (radial shaft seal ring water pump)</p> <p>used with model</p> <p>450 SX-F Factory Edition US 2015            450 SX-F 2016            450 SX-F 2017            450 SX-F 2018            450 SX-F 2019            450 SX-F 2020            450 EXC 2017            450 EXC 2018            450 EXC 2019            450 EXC 2020            450 EXC Six Days 2017            450 EXC Six Days 2018            450 EXC Six Days 2019            450 EXC Six Days 2020            500 EXC 2017            500 EXC 2018            500 EXC 2019            500 EXC 2020            500 EXC Six Days 2017            500 EXC Six Days 2018            500 EXC Six Days 2019            500 EXC Six Days 2020            450 XC-F 2016            450 XC-F 2017            450 XC-F 2018            450 XC-F 2019            450 XC-F 2020            500 XC-W 2020</p>	
	Service <input type="checkbox"/>	Repair <input checked="" type="checkbox"/>

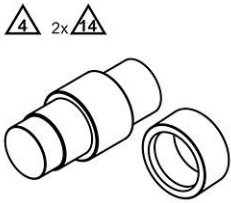
60029046128 Pressing tool		
 <p>60029046128</p>	<p>Description/example of use</p> <p>Tool for pressing components in (crankshaft support bearing)</p> <p>used with model</p> <p>Travel Big            Naked Big            Super Bike Big            Touring</p>	
	Service <input type="checkbox"/>	Repair <input checked="" type="checkbox"/>


61229008100 Pressing tool		
 <p>61229008100</p>	Description/example of use Tool for pressing out components (removing rotor)	
	used with model Travel Mid Travel Big 790 Duke 890 Duke R Naked Big 1190 RC8 R 2015 Touring	
Service	<input type="checkbox"/>	Repair <input checked="" type="checkbox"/> optional <input type="checkbox"/>

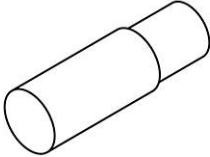
61229013000 Pressing tool		
 <p>61229013000</p>	Description/example of use Tool for pressing components in (radial shaft seal ring push rod)	
	used with model Travel Big Naked Big 1190 RC8 R 2015 Touring	
Service	<input type="checkbox"/>	Repair <input checked="" type="checkbox"/> optional <input type="checkbox"/>


61229016000 Pressing tool		
 <p>61229016000</p>	Description/example of use Tool for pressing in components (drive gear wheel of the balancer shaft)	
	used with model Travel Mid Travel Big 790 Duke 890 Duke R Naked Big Super Bike Big Touring	
Service	<input type="checkbox"/>	Repair <input checked="" type="checkbox"/> optional <input type="checkbox"/>

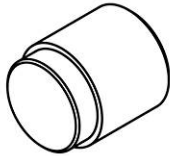
61229018000 Pressing tool		
 <p>61229018000</p>	Description/example of use Tool for pressing out components (drive gear wheel of the balancer shaft)	
	used with model Travel Big Naked Big Super Bike Big Touring	
Service	<input type="checkbox"/>	Repair <input checked="" type="checkbox"/> optional <input type="checkbox"/>

61229044000 Pressing tool		
 <p>61229044000</p>	Description/example of use Tool for pressing bearing shells in and out (main bearing)	
	used with model Travel Big Naked Big Super Bike Big Touring	
Service	<input type="checkbox"/>	Repair <input checked="" type="checkbox"/> optional <input type="checkbox"/>

61229045000 Pressing tool		
 <p>61229045000</p>	Description/example of use Tool for pressing components in and out (main bearing)	
	used with model Travel Big Naked Big Super Bike Big Touring	
Service	<input type="checkbox"/>	Repair <input checked="" type="checkbox"/> optional <input type="checkbox"/>

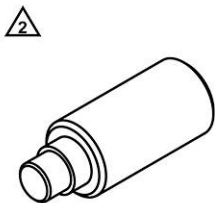
61329004100 Pressing tool		
 <p>61329004100</p>	Description/example of use Tool for pressing components in and out (fork bearing)	
	used with model Travel Big Naked Big Touring	
Service	<input type="checkbox"/>	Repair <input checked="" type="checkbox"/> optional <input type="checkbox"/>

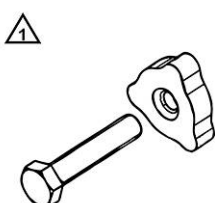
61329004200 Pressing tool		
 <p>61329004200</p>	Description/example of use Tool for pressing components out (fork bearing)	
	used with model Travel Big Naked Big Touring	
Service	<input type="checkbox"/>	Repair <input checked="" type="checkbox"/> optional <input type="checkbox"/>

75029044010 Pressing tool		
 <p>75029044010</p>	Description/example of use Tool for pressing components in (large camshaft bearing)	
	used with model 250 SX 2017 250 SX 2018 250 SX 2019 450 SX-F 250 EXC 2017 250 EXC 2018 250 EXC 2019	

75029044010 Pressing tool	
	250 EXC 2020
	250 EXC Six Days 2017
	250 EXC Six Days 2018
	250 EXC Six Days 2019
	250 EXC Six Days 2020
	450 EXC
	450 EXC Six Days
	450 EXC Factory Edition
	300 EXC 2017
	300 EXC 2018
	300 EXC 2019
	300 EXC 2020
	300 EXC Six Days 2017
	300 EXC Six Days 2018
	300 EXC Six Days 2019
	300 EXC Six Days 2020
	Enduro E3 4 stroke
	250 XC-W 2017
	250 XC-W 2018
	250 XC-W 2019
	250 XC-W 2020
	250 XC 2017
	250 XC 2018
	250 XC 2019
	250 XC 2020
	450 XC-F
	450 XC-W
	300 XC 2017
	300 XC 2018
	300 XC 2019
	300 XC 2020
	300 XC-W 2017
	300 XC-W 2018
	300 XC-W 2019
	300 XC-W 2020
	300 XC-W Six Days 2017
	300 XC-W Six Days 2018
	300 XC-W Six Days 2019
	300 XC-W Six Days 2020
	Cross Country E3 4 stroke
	Supermoto Competition
	690 SMC R 2014
	690 SMC R 2015
	690 SMC R 2016
	690 SMC R 2017
	690 Enduro R 2014
	690 Enduro R 2015
	690 Enduro R 2016
	690 Enduro R 2017
	690 Enduro R 2018
	690 Duke 2014

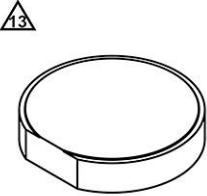
75029044010 Pressing tool			
	690 Duke 2015 690 Duke R 2014 690 Duke R 2015		
	Service <input type="checkbox"/>	Repair <input checked="" type="checkbox"/>	optional <input type="checkbox"/>

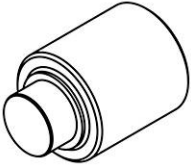
75029044020 Pressing tool			
 <p>75029044020</p>	Description/example of use Tool for pressing components in (small camshaft bearing)		
	used with model 450 SX-F 450 EXC 450 EXC Six Days 450 EXC Factory Edition Enduro E3 4 stroke 450 XC-F 450 XC-W Cross Country E3 4 stroke Supermoto Competition 690 SMC R 2014 690 SMC R 2015 690 SMC R 2016 690 SMC R 2017 690 Enduro R 2014 690 Enduro R 2015 690 Enduro R 2016 690 Enduro R 2017 690 Enduro R 2018 690 Duke 2014 690 Duke 2015 690 Duke R 2014 690 Duke R 2015		
	Service <input type="checkbox"/>	Repair <input checked="" type="checkbox"/>	optional <input type="checkbox"/>


75029051000 Pressing tool			
 <p>75029051000</p>	Description/example of use Tool for pressing components out (large camshaft bearing)		
	used with model 450 SX-F 450 EXC 450 EXC Six Days 450 EXC Factory Edition Enduro E3 4 stroke 450 XC-F 450 XC-W Cross Country E3 4 stroke Supermoto Competition 690 SMC R 2014 690 SMC R 2015 690 SMC R 2016 690 SMC R 2017 690 Enduro R 2014		



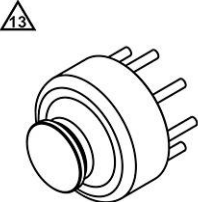
75029051000 Pressing tool		
	690 Enduro R 2015 690 Enduro R 2016 690 Enduro R 2017 690 Enduro R 2018 690 Duke 2014 690 Duke 2015 690 Duke R 2014 690 Duke R 2015	
	Service <input type="checkbox"/>	Repair <input checked="" type="checkbox"/>
	optional <input type="checkbox"/>	

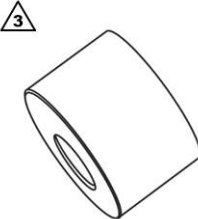
76629044011 Pressing tool		
 <p>76629044011</p>	Description/example of use Tool for pressing components in (balancer shaft bearing, camshaft bearing)	
	used with model 690 SMC R 2019 690 SMC R 2020 690 Enduro R 2019 690 Enduro R 2020 690 Duke 2016 690 Duke 2017 690 Duke 2018 690 Duke 2019 690 Duke R 2016 690 Duke R 2017	
	Service <input type="checkbox"/>	Repair <input checked="" type="checkbox"/>
	optional <input type="checkbox"/>	

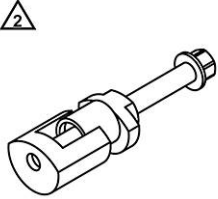
76629044020 Pressing tool		
 <p>76629044020</p>	Description/example of use Tool for pressing components in (balancer shaft bearing)	
	used with model 690 SMC R 2019 690 SMC R 2020 690 Enduro R 2019 690 Enduro R 2020 690 Duke 2016 690 Duke 2017 690 Duke 2018 690 Duke 2019 690 Duke R 2016 690 Duke R 2017	
	Service <input type="checkbox"/>	Repair <input checked="" type="checkbox"/>
	optional <input type="checkbox"/>	

76629044030 Pressing tool		
 <p>76629044030</p>	Description/example of use Tool for pressing components in (camshaft bearing)	
	used with model 690 SMC R 2019 690 SMC R 2020 690 Enduro R 2019 690 Enduro R 2020 690 Duke 2016	
	Service <input type="checkbox"/>	Repair <input checked="" type="checkbox"/>
	optional <input type="checkbox"/>	

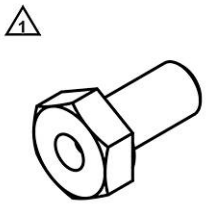
76629044030 Pressing tool					
	690 Duke 2017 690 Duke 2018 690 Duke 2019 690 Duke R 2016 690 Duke R 2017				
	Service	<input type="checkbox"/>	Repair	<input checked="" type="checkbox"/>	optional

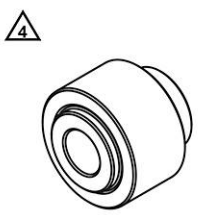
77829083044 Pressing tool					
 <p>77829083044</p>	Description/example of use Tool for pressing components in and out (freewheel)				
	used with model Freeride 350 2014				
Service	<input type="checkbox"/>	Repair	<input checked="" type="checkbox"/>	optional	<input type="checkbox"/>

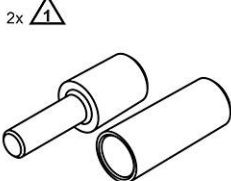



79429006000 Pressing tool					
 <p>79429006000</p>	Description/example of use Tool for pressing components in (water pump shaft bearing)				
	used with model 450 SX-F Factory Edition US 2015 450 SX-F 2016 450 SX-F 2017 450 SX-F 2018 450 SX-F 2019 450 SX-F 2020 450 EXC 2017 450 EXC 2018 450 EXC 2019 450 EXC 2020 450 EXC Six Days 2017 450 EXC Six Days 2018 450 EXC Six Days 2019 450 EXC Six Days 2020 500 EXC 2017 500 EXC 2018 500 EXC 2019 500 EXC 2020 500 EXC Six Days 2017 500 EXC Six Days 2018 500 EXC Six Days 2019 500 EXC Six Days 2020 450 XC-F 2016 450 XC-F 2017 450 XC-F 2018 450 XC-F 2019 450 XC-F 2020 500 XC-W 2020				
Service	<input type="checkbox"/>	Repair	<input checked="" type="checkbox"/>	optional	<input type="checkbox"/>

79629000044 Pressing tool	
<div style="display: flex; align-items: center; gap: 10px;"> <div style="text-align: center;">  <p>79629000044</p> </div> <div style="flex-grow: 1;"> <p>Description/example of use</p> <p>Tool for pressing components in and out (heim joint)</p> <p>used with model</p> <ul style="list-style-type: none"> <li>250 EXC-F 2017</li> <li>250 EXC-F 2018</li> <li>250 EXC-F 2019</li> <li>250 EXC-F 2020</li> <li>250 EXC-F Six Days 2017</li> <li>250 EXC-F Six Days 2018</li> <li>250 EXC-F Six Days 2019</li> <li>250 EXC-F Six Days 2020</li> <li>150 EXC</li> <li>250 EXC 2017</li> <li>250 EXC 2018</li> <li>250 EXC 2019</li> <li>250 EXC 2020</li> <li>250 EXC Six Days 2017</li> <li>250 EXC Six Days 2018</li> <li>250 EXC Six Days 2019</li> <li>250 EXC Six Days 2020</li> <li>350 EXC-F 2017</li> <li>350 EXC-F 2018</li> <li>350 EXC-F 2019</li> <li>350 EXC-F 2020</li> <li>350 EXC-F Six Days 2017</li> <li>350 EXC-F Six Days 2018</li> <li>350 EXC-F Six Days 2019</li> <li>350 EXC-F Six Days 2020</li> <li>450 EXC 2017</li> <li>450 EXC 2018</li> <li>450 EXC 2019</li> <li>450 EXC 2020</li> <li>450 EXC Six Days 2017</li> <li>450 EXC Six Days 2018</li> <li>450 EXC Six Days 2019</li> <li>450 EXC Six Days 2020</li> <li>300 EXC 2017</li> <li>300 EXC 2018</li> <li>300 EXC 2019</li> <li>300 EXC 2020</li> <li>300 EXC Six Days 2017</li> <li>300 EXC Six Days 2018</li> <li>300 EXC Six Days 2019</li> <li>300 EXC Six Days 2020</li> <li>500 EXC 2017</li> <li>500 EXC 2018</li> <li>500 EXC 2019</li> <li>500 EXC 2020</li> <li>500 EXC Six Days 2017</li> <li>500 EXC Six Days 2018</li> <li>500 EXC Six Days 2019</li> <li>500 EXC Six Days 2020</li> </ul> </div> </div>	

7962900044 Pressing tool		
	125 XC-W 150 XC-W 250 XC-W 2017 250 XC-W 2018 250 XC-W 2019 250 XC-W 2020 350 XCF-W 2020 300 XC-W 2017 300 XC-W 2018 300 XC-W 2019 300 XC-W 2020 300 XC-W Six Days 2017 300 XC-W Six Days 2018 300 XC-W Six Days 2019 300 XC-W Six Days 2020 500 XC-W 2020	
Service	<input type="checkbox"/>	Repair <input checked="" type="checkbox"/> optional <input type="checkbox"/>

90129020000 Pressing tool		
 <p>90129020000</p>	Description/example of use Tool for removing components (rotor, engine case, main bearing)	
	used with model Travel Small Naked Small Super Bike Small	
Service	<input type="checkbox"/>	Repair <input checked="" type="checkbox"/> optional <input type="checkbox"/>

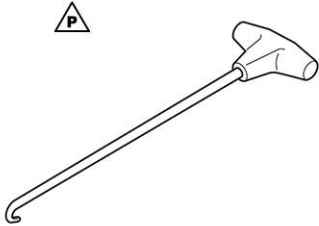
90129043000 Pressing tool		
 <p>90129043000</p>	Description/example of use Tool for pressing in components (radial shaft seal ring)	
	used with model 125 Duke 2014 125 Duke 2015 125 Duke 2016 200 Duke 2014 200 Duke 2015 200 Duke 2016 250 Duke 2015 250 Duke 2016 390 Duke 2014 390 Duke 2015 390 Duke 2016 RC 125 2014 RC 125 2015 RC 125 2016 RC 200 2014 RC 200 2015 RC 200 2016 RC 250 2015 RC 250 2016	

90129043000 Pressing tool			
	RC 390 2014 RC 390 2015 RC 390 2016		
	Service <input type="checkbox"/>	Repair <input checked="" type="checkbox"/>	optional <input type="checkbox"/>
90129056000 Pressing tool			
 <p>2x </p> <p>90129056000</p>	Description/example of use Tool for pressing components out (balancer shaft bearing)		
	used with model Travel Small Naked Small Super Bike Small		
	Service <input type="checkbox"/>	Repair <input checked="" type="checkbox"/>	optional <input type="checkbox"/>
93829043000 Pressing tool			
 <p></p> <p>93829043000</p>	Description/example of use Tool for pressing in components (radial shaft seal ring)		
	used with model Travel Small 125 Duke 2017 125 Duke 2018 125 Duke 2019 125 Duke 2020 200 Duke 2017 200 Duke 2018 200 Duke 2019 200 Duke 2020 250 Duke 2017 250 Duke 2018 250 Duke 2019 250 Duke 2020 390 Duke 2017 390 Duke 2018 390 Duke 2019 390 Duke 2020 RC 125 2017 RC 125 2018 RC 125 2019 RC 125 2020 RC 200 2017 RC 200 2018 RC 200 2019 RC 200 2020 RC 250 2017 RC 390 2017 RC 390 2018 RC 390 2019 RC 390 2020		
	Service <input type="checkbox"/>	Repair <input checked="" type="checkbox"/>	optional <input type="checkbox"/>

## 19.1 Overview

M01916-01

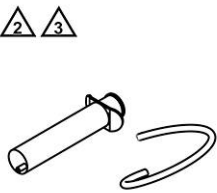
Spring hook (50305017000C1) (📖 p. 172)

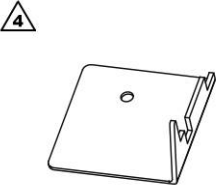
50305017000C1 Spring hook			
 <p>50305017000C1</p>	Description/example of use Tool for removing exhaust springs		
	used with model Mini MX 2 stroke MX Enduro Freeride Dual Sport Cross Country Supermoto Competition		
Service	<input checked="" type="checkbox"/>	Repair	<input type="checkbox"/>
		optional	<input type="checkbox"/>

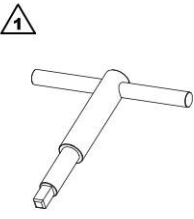
## 19.2 Wall tool organizer overview

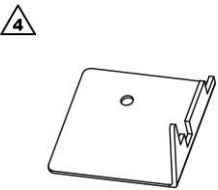
M01916-01

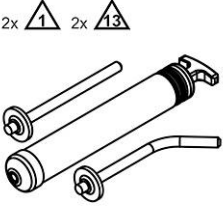
- Syringe (50329050000) (📖 p. 172)
- Adjusting gauge (51729022000) (📖 p. 172)
- Socket wrench (55529021000) (📖 p. 173)
- Adjusting gauge (55529022000) (📖 p. 173)
- Oil filler syringe (58429048000) (📖 p. 174)
- Chain rivet tool (60029020000) (📖 p. 174)
- Multi-tooth wrench socket (60029075000) (📖 p. 175)
- Mounting tool (61229035000) (📖 p. 175)
- Centering pin (61229051000) (📖 p. 175)
- Multi-tooth wrench socket (63529075000) (📖 p. 175)
- Mounting tool (77329081000) (📖 p. 176)
- Multi-tooth wrench socket (79129075000) (📖 p. 176)
- Mounting tool (79129081000) (📖 p. 176)

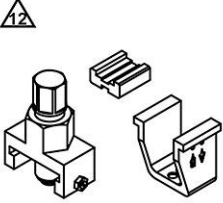
50329050000 Syringe			
 <p>50329050000</p>	Description/example of use Tool for extracting and adding liquids		
	used with model KTM		
Service	<input checked="" type="checkbox"/>	Repair	<input type="checkbox"/>
		optional	<input type="checkbox"/>

51729022000 Adjusting gauge			
 <p>51729022000</p>	Description/example of use Tool for adjusting components (centrifugal force controller)		
	used with model 150 EXC 150 XC-W 2020		
Service	<input type="checkbox"/>	Repair	<input checked="" type="checkbox"/>
		optional	<input type="checkbox"/>

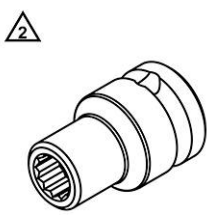
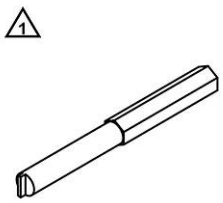
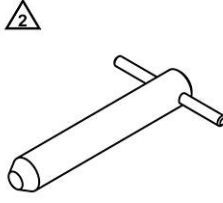

55529021000 Socket wrench		
 <p>55529021000</p>	<p>Description/example of use Tool for adjusting components (centrifugal force controller)</p> <p>Technical data Square: 5 mm (0.2 in) used with model</p> <p>250 EXC TPI EU 2018 250 EXC 2019 250 EXC 2020 250 EXC Six Days 2018 250 EXC Six Days 2019 250 EXC Six Days 2020 300 EXC TPI EU 2018 300 EXC TPI EU 2019 300 EXC 2020 300 EXC Six Days 2018 300 EXC Six Days 2019 300 EXC Six Days 2020 250 XC-W TPI US 2018 250 XC-W 2019 250 XC 2020 300 XC 2020 300 XC-W 2019 300 XC-W 2020 300 XC-W Six Days 2019 300 XC-W Six Days 2020 250 XC-W TPI US 2020</p>	
	Service <input type="checkbox"/>	Repair <input checked="" type="checkbox"/>

55529022000 Adjusting gauge		
 <p>55529022000</p>	<p>Description/example of use Tool for adjusting components (centrifugal force controller)</p> <p>used with model</p> <p>250 EXC TPI EU 2018 250 EXC 2019 250 EXC Six Days 2018 250 EXC Six Days 2019 300 EXC TPI EU 2018 300 EXC TPI EU 2019 300 EXC Six Days 2018 300 EXC Six Days 2019 250 XC-W TPI US 2018 250 XC-W 2019 300 XC-W 2019 300 XC-W Six Days 2019</p>	
	Service <input type="checkbox"/>	Repair <input checked="" type="checkbox"/>

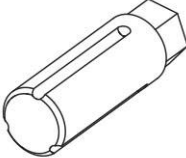
58429048000 Oil filler syringe			
 <p>58429048000</p>	Description/example of use Tool for adding gear oil		
	used with model Freeride E-Ride Supermoto E-Ride		
Service	<input checked="" type="checkbox"/>	Repair	<input type="checkbox"/>
		optional	<input type="checkbox"/>

60029020000 Chain rivet tool			
 <p>60029020000</p>	Description/example of use Tool for riveting the chain		
	used with model 690 SMC R 2019 690 SMC R 2020 Travel Enduro 690 Enduro R 2019 690 Enduro R 2020 125 Duke 2017 125 Duke 2018 125 Duke 2019 125 Duke 2020 200 Duke 2017 200 Duke 2018 200 Duke 2019 200 Duke 2020 250 Duke 2017 250 Duke 2018 250 Duke 2019 250 Duke 2020 390 Duke 2017 390 Duke 2018 390 Duke 2019 390 Duke 2020 690 Duke 2016 690 Duke 2017 690 Duke 2018 690 Duke 2019 690 Duke R 2016 690 Duke R 2017 790 Duke 890 Duke R Naked Big Super Bike Small Touring		
Service	<input checked="" type="checkbox"/>	Repair	<input type="checkbox"/>
		optional	<input type="checkbox"/>




60029075000 Multi-tooth wrench socket			
 <p>60029075000</p>	Description/example of use Tool for removing and mounting screws (conrod bearing)		
	Technical data Drive: 1/2 in Diameter: 10 mm (0.39 in) used with model Travel Big Naked Big Super Bike Big Touring		
	Service	<input type="checkbox"/>	Repair
			<input checked="" type="checkbox"/>
			optional
			<input type="checkbox"/>
61229035000 Mounting tool			
 <p>61229035000</p>	Description/example of use Tool for removing and installing components (oil nozzle)		
	used with model Travel Big Naked Big Touring		
	Service	<input checked="" type="checkbox"/>	Repair
			<input type="checkbox"/>
			optional
			<input type="checkbox"/>
61229051000 Centering pin			
 <p>61229051000</p>	Description/example of use Tool for centering components (swingarm)		
	used with model Super Bike Big		
	Service	<input type="checkbox"/>	Repair
			<input checked="" type="checkbox"/>
			optional
			<input type="checkbox"/>
63529075000 Multi-tooth wrench socket			
 <p>63529075000</p>	Description/example of use Tool for removing and mounting screws (conrod bearing)		
	Technical data Drive: 1/2 in Diameter: 9 mm (0.35 in) used with model Travel Mid Travel Small 250 Duke 2019 250 Duke 2020 390 Duke 2019 390 Duke 2020 790 Duke 890 Duke R RC 390 2019 RC 390 2020		
	Service	<input type="checkbox"/>	Repair
			<input checked="" type="checkbox"/>
			optional
			<input type="checkbox"/>

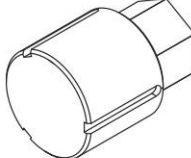
**77329081000 Mounting tool**

 77329081000	Description/example of use Tool for removing and installing components (coolant pipe)		
	Technical data Hexagonal part: 13 mm (0.51 in) used with model 250 EXC-F 2019 250 EXC-F Six Days 2019 350 EXC-F 2019 350 EXC-F Six Days 2019 450 EXC 2019 450 EXC 2020 450 EXC Six Days 2019 450 EXC Six Days 2020 500 EXC 2019 500 EXC 2020 500 EXC Six Days 2019 500 EXC Six Days 2020 500 XC-W 2020		
Service	<input type="checkbox"/>	Repair	<input type="checkbox"/>
		optional	<input checked="" type="checkbox"/>

**79129075000 Multi-tooth wrench socket**

 79129075000	Description/example of use Tool for removing and installing components (crankshaft nut)		
	Technical data Drive: 1/2 in Diameter: 32 mm (1.26 in) used with model 350 SX-F 2019 350 SX-F 2020 250 SX-F 2019 250 SX-F 2020 250 XC-F 2019 250 XC-F 2020 350 XC-F 2019 350 XC-F 2020		
Service	<input checked="" type="checkbox"/>	Repair	<input type="checkbox"/>
		optional	<input type="checkbox"/>

**79129081000 Mounting tool**


 79129081000	Description/example of use Tool for removing and installing components (coolant pipe)		
	Technical data Hexagonal driver: 13 mm (0.51 in) used with model 150 SX 2019 150 SX 2020 250 SX 2019 250 SX 2020 350 SX-F 2019 350 SX-F 2020 450 SX-F Factory Edition US 2018 450 SX-F 2019 450 SX-F 2020 125 SX 2019		

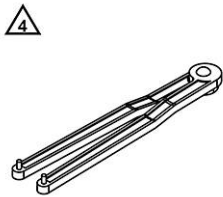
79129081000 Mounting tool		
	125 SX 2020	
	250 SX-F 2019	
	250 SX-F 2020	
	250 EXC-F 2020	
	250 EXC-F Six Days 2020	
	150 EXC	
	250 EXC 2020	
	250 EXC Six Days 2020	
	350 EXC-F 2020	
	350 EXC-F Six Days 2020	
	300 EXC 2020	
	300 EXC Six Days 2020	
	150 XC-W 2020	
	250 XC-F 2019	
	250 XC-F 2020	
	250 XC-W 2020	
	250 XC 2019	
	250 XC 2020	
	350 XC-F 2019	
	350 XC-F 2020	
	350 XCF-W 2020	
	450 XC-F 2019	
	450 XC-F 2020	
	300 XC 2019	
	300 XC 2020	
	300 XC-W 2020	
	300 XC-W Six Days 2020	
Service	<input type="checkbox"/>	Repair <input checked="" type="checkbox"/>
		optional <input type="checkbox"/>

## 20.1 Wall tool organizer overview

M01916-01


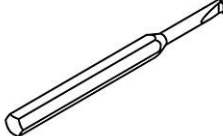
Socket (T07030) (📖 p. 179)
Pin wrench (T103) (📖 p. 179)
Drift (T120) (📖 p. 182)
Protecting sleeve (T1401) (📖 p. 182)
Clamping stand (T14015S) (📖 p. 183)
Clamping stand (T14016S) (📖 p. 185)
Ring wrench (T14017) (📖 p. 185)
Filling tool (T14019) (📖 p. 187)
Support tool (T14020) (📖 p. 188)
Calibrating unit (T14021) (📖 p. 189)
Pressing tool (T14022B) (📖 p. 189)
Thread protection sleeve (T14023) (📖 p. 190)
Support tool (T14026S) (📖 p. 191)
Support tool (T14026S1) (📖 p. 191)
Mounting sleeve (T14029) (📖 p. 192)
Filling adapter (T14030) (📖 p. 193)
Open end wrench (T14032) (📖 p. 193)
Tweezers (T14033) (📖 p. 195)
Clamping stand (T1403S) (📖 p. 196)
Mounting tool (T14040S) (📖 p. 197)
Groove nut wrench (T14047) (📖 p. 198)
Clamping stand (T14049S) (📖 p. 200)
Pressing tool (T14051) (📖 p. 202)
Groove nut wrench (T14071) (📖 p. 204)
Clamping stand (T14072) (📖 p. 204)
Protecting sleeve (T14073) (📖 p. 205)
Special socket (T14084) (📖 p. 207)
Special socket (T14087) (📖 p. 208)
Ring wrench (T14091) (📖 p. 209)
Mounting sleeve (T14092) (📖 p. 209)
Protecting sleeve (T512) (📖 p. 210)
Ring wrench (T524) (📖 p. 211)
Clamping stand (T526S) (📖 p. 211)
Mounting tool (T528S) (📖 p. 211)
Clamping stand (T531S) (📖 p. 212)
Pin (T605) (📖 p. 212)
Clamping stand (T612S) (📖 p. 213)
Mounting tool (T724S) (📖 p. 213)
Protecting sleeve (T726) (📖 p. 213)
Socket (T727S) (📖 p. 214)
Socket (T729) (📖 p. 214)


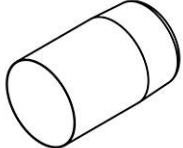
T07030 Socket		
 <p>T07030</p>	<p>Description/example of use Tool for loosening and tightening components (screw cap)</p> <p>Technical data Drive: 1/2 in Jaw opening: 40/39 mm (40/39 in) Diameter: 55 mm (2.17 in)</p> <p>used with model 50 SX 2020 50 SX Mini 2020 65 SX 2020 Mini MX Electro</p>	
	Service <input type="checkbox"/>	Repair <input checked="" type="checkbox"/>

T103 Pin wrench		
 <p>T103</p>	<p>Description/example of use Tool for working on the piston rod (spring holder sheet, preload adjuster)</p> <p>Technical data adjustable Diameter: 4 mm (0.16 in)</p> <p>used with model 50 SX 50 SX Mini 50 SXS 50 SXS Mini 65 SX 2014 65 SX 2015 65 SX 2016 65 SX 2017 65 SX 2018 65 SX 2020 Mini MX Electro 150 SX 2014 150 SX 2015 250 SX 2014 250 SX 2015 250 SX 2016 350 SX-F 2014 350 SX-F 2015 450 SX-F 2014 450 SX-F EU 2015 450 SX-F US 2015 125 SX 2014 125 SX 2015 250 SX-F 2014 250 SX-F EU 2015 250 SX-F US 2015 250 SX-F EU 2016 250 SX-F US 2016 Enduro E1 2 stroke 250 EXC-F 2014 250 EXC-F 2015 250 EXC-F 2016 250 EXC-F Six Days 2014</p>	

T103 Pin wrench	
	250 EXC-F Six Days 2015
	250 EXC-F Six Days 2016
	250 EXC-F Factory Edition
	200 EXC
	250 EXC 2014
	250 EXC 2015
	250 EXC 2016
	250 EXC 2017
	250 EXC 2018
	250 EXC Six Days 2014
	250 EXC Six Days 2015
	250 EXC Six Days 2016
	250 EXC Six Days 2017
	250 EXC Six Days 2018
	250 EXC Factory Edition
	350 EXC-F 2014
	350 EXC-F 2015
	350 EXC-F 2016
	350 EXC-F Six Days 2014
	350 EXC-F Six Days 2015
	350 EXC-F Six Days 2016
	350 EXC-F Factory Edition
	450 EXC 2014
	450 EXC 2015
	450 EXC 2016
	450 EXC Six Days 2014
	450 EXC Six Days 2015
	450 EXC Six Days 2016
	450 EXC Factory Edition
	300 EXC 2014
	300 EXC 2015
	300 EXC 2016
	300 EXC 2017
	300 EXC 2018
	300 EXC Six Days 2014
	300 EXC Six Days 2015
	300 EXC Six Days 2016
	300 EXC Six Days 2017
	300 EXC Six Days 2018
	300 EXC Factory Edition
	500 EXC 2014
	500 EXC 2015
	500 EXC 2016
	500 EXC Six Days 2014
	500 EXC Six Days 2015
	500 EXC Six Days 2016
	150 XC
	250 XC-F 2014
	250 XC-F 2015
	250 XC-F 2016
	250 XCF-W
	200 XC-W
	250 XC 2014

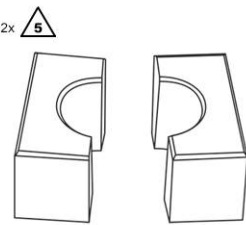
T103 Pin wrench			
	250 XC 2015		
	250 XC 2016		
	350 XC-F 2014		
	350 XC-F 2015		
	350 XCF-W 2014		
	350 XCF-W 2015		
	350 XCF-W 2016		
	350 XCF-W Six Days		
	450 XC-F 2014		
	450 XC-F 2015		
	450 XC-W		
	300 XC 2014		
	300 XC 2015		
	300 XC 2016		
	300 XC-W 2014		
	300 XC-W 2015		
	300 XC-W 2016		
	300 XC-W 2017		
	300 XC-W 2018		
	300 XC-W Six Days 2014		
	300 XC-W Six Days 2015		
	300 XC-W Six Days 2016		
	300 XC-W Six Days 2017		
	300 XC-W Six Days 2018		
	500 XC-W 2014		
	500 XC-W 2015		
	500 XC-W 2016		
	Supermoto Competition		
	690 SMC R 2014		
	690 SMC R 2015		
	690 SMC R 2016		
	690 SMC R 2017		
	1090 Adventure R		
	1190 Adventure R		
	1290 Super Adventure		
	1290 Super Adventure T		
	1290 Super Adventure S		
	1290 Super Adventure R		
	690 Enduro R 2014		
	690 Enduro R 2015		
	690 Enduro R 2016		
	690 Enduro R 2017		
	690 Enduro R 2018		
	Touring		
	Service <input type="checkbox"/>	Repair <input checked="" type="checkbox"/>	optional <input type="checkbox"/>

T120 Drift		
    T120	Description/example of use Tool for driving components out (collar bushings) Technical data Diameter: 8 mm (0.31 in) used with model 50 SX 50 SX Mini 50 SXS 50 SXS Mini 65 SX 85 SX 2018 85 SX 2019 85 SX 2020 Mini MX Electro MX Enduro E1 Enduro E2 Enduro E3 Freeride Cross Country Supermoto Travel Mid Travel Big Dual Sport Enduro 690 Duke 2014 690 Duke 2015 690 Duke 2016 690 Duke 2017 690 Duke R 790 Duke 890 Duke R Naked Big RC 390 R EU 2018 RC 390 R US 2018 RC 390 R EU 2019 RC 390 R US 2019 Super Bike Big Touring	Service <input type="checkbox"/> Repair <input checked="" type="checkbox"/> optional <input type="checkbox"/>

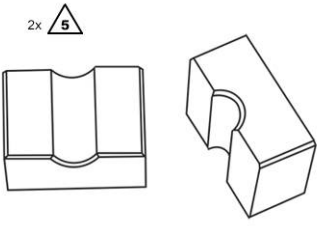
T1401 Protecting sleeve		
    T1401	Description/example of use Tool for protecting components (inside fork tube) Technical data Diameter: 48 mm (1.89 in) used with model MX Enduro E1 Enduro E2 Enduro E3 Cross Country Supermoto Competition Supermoto / Dual Sport	

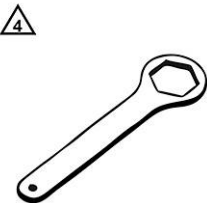


T1401 Protecting sleeve		
	790 Adventure R 790 Adventure R Rally 1090 Adventure 2017 1090 Adventure R 1190 Adventure 1190 Adventure R 1290 Super Adventure 1290 Super Adventure T 1290 Super Adventure S 1290 Super Adventure R Dual Sport Enduro Naked Big Touring	
	Service <input type="checkbox"/>	Repair <input checked="" type="checkbox"/> optional <input type="checkbox"/>

T14015S Clamping stand	
 <p>T14015S</p>	<p>Description/example of use Tool for clamping components (cartridge)</p> <p>Technical data Diameter: 27 mm (1.06 in) used with model</p> <p>85 SX 2018 85 SX 2019 85 SX 2020 Enduro E1 2 stroke 250 EXC-F 2014 250 EXC-F 2015 250 EXC-F 2016 250 EXC-F Six Days 2014 250 EXC-F Six Days 2015 250 EXC-F Six Days 2016 250 EXC-F Factory Edition 200 EXC 250 EXC 2014 250 EXC 2015 250 EXC 2016 250 EXC Six Days 2014 250 EXC Six Days 2015 250 EXC Six Days 2016 250 EXC Factory Edition 350 EXC-F 2014 350 EXC-F 2015 350 EXC-F 2016 350 EXC-F Six Days 2014 350 EXC-F Six Days 2015 350 EXC-F Six Days 2016 350 EXC-F Factory Edition 450 EXC 2014 450 EXC 2015 450 EXC 2016 450 EXC Six Days 2014 450 EXC Six Days 2015 450 EXC Six Days 2016</p>

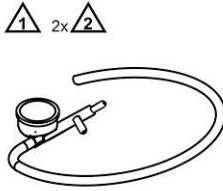
T14015S Clamping stand		
	450 EXC Factory Edition 300 EXC 2014 300 EXC 2015 300 EXC 2016 300 EXC Six Days 2014 300 EXC Six Days 2015 300 EXC Six Days 2016 300 EXC Factory Edition 500 EXC 2014 500 EXC 2015 500 EXC 2016 500 EXC Six Days 2014 500 EXC Six Days 2015 500 EXC Six Days 2016 250 XCF-W 200 XC-W 250 XC-W 2014 250 XC-W 2015 250 XC-W 2016 350 XCF-W 2014 350 XCF-W 2015 350 XCF-W 2016 350 XCF-W Six Days 450 XC-W 300 XC-W 2014 300 XC-W 2015 300 XC-W 2016 300 XC-W Six Days 2014 300 XC-W Six Days 2015 300 XC-W Six Days 2016 500 XC-W 2014 500 XC-W 2015 500 XC-W 2016 790 Adventure R 2020 790 Adventure S 790 Adventure R Rally 1050 Adventure 1090 Adventure 2018 1090 Adventure S 1190 Adventure 1290 Super Adventure 1290 Super Adventure T 1290 Super Adventure S 690 Duke 2014 690 Duke 2015 690 Duke 2016 690 Duke 2017 690 Duke R 790 Duke 890 Duke R Naked Big Touring	
Service	<input type="checkbox"/>	Repair <input checked="" type="checkbox"/>
optional	<input type="checkbox"/>	

T14016S Clamping stand				
 <p style="text-align: center;">T14016S</p>	<p>Description/example of use Tool for clamping components (piston rod)</p> <p>Technical data Diameter: 12 mm (0.47 in)</p> <p>used with model</p> <p>Mini</p> <p>MX1 2 stroke</p> <p>350 SX-F</p> <p>450 SX-F 2014</p> <p>450 SX-F EU 2015</p> <p>450 SX-F US 2015</p> <p>450 SX-F 2016</p> <p>450 SX-F 2017</p> <p>450 SX-F 2018</p> <p>450 SX-F 2019</p> <p>450 SX-F 2020</p> <p>MX2</p> <p>Enduro E1</p> <p>Enduro E2</p> <p>Enduro E3</p> <p>Freeride</p> <p>Cross Country</p> <p>Supermoto Competition</p> <p>Supermoto E-Ride</p> <p>790 Adventure R</p> <p>790 Adventure R Rally</p> <p>690 Enduro R 2019</p> <p>690 Enduro R 2020</p> <p>1290 Super Duke R 2020</p>			
<table border="1" style="width: 100%; border-collapse: collapse;"> <tr> <td style="width: 33%;">Service <input type="checkbox"/></td> <td style="width: 33%;">Repair <input checked="" type="checkbox"/></td> <td style="width: 33%;">optional <input type="checkbox"/></td> </tr> </table>		Service <input type="checkbox"/>	Repair <input checked="" type="checkbox"/>	optional <input type="checkbox"/>
Service <input type="checkbox"/>	Repair <input checked="" type="checkbox"/>	optional <input type="checkbox"/>		


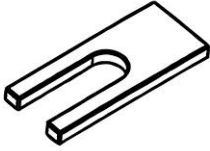
T14017 Ring wrench	
 <p style="text-align: center;">T14017</p>	<p>Description/example of use Tool for loosening and tightening components (screw cap)</p> <p>Technical data Hexagonal part: 50 mm (1.97 in)</p> <p>used with model</p> <p>MX1 2 stroke</p> <p>350 SX-F</p> <p>450 SX-F 2014</p> <p>450 SX-F EU 2015</p> <p>450 SX-F US 2015</p> <p>450 SX-F 2016</p> <p>450 SX-F 2017</p> <p>450 SX-F 2018</p> <p>450 SX-F 2019</p> <p>450 SX-F 2020</p> <p>MX2 2 stroke</p> <p>250 SX-F 2014</p> <p>250 SX-F EU 2015</p> <p>250 SX-F US 2015</p> <p>250 SX-F 2016</p> <p>250 SX-F 2017</p>

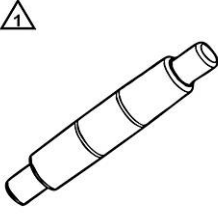
T14017 Ring wrench	
	250 SX-F 2018
	250 SX-F 2019
	250 SX-F 2020
	250 EXC-F 2017
	250 EXC-F 2018
	250 EXC-F 2019
	250 EXC-F 2020
	250 EXC-F Six Days 2017
	250 EXC-F Six Days 2018
	250 EXC-F Six Days 2019
	250 EXC-F Six Days 2020
	150 EXC
	250 EXC 2017
	250 EXC 2018
	250 EXC 2019
	250 EXC 2020
	250 EXC Six Days 2017
	250 EXC Six Days 2018
	250 EXC Six Days 2019
	250 EXC Six Days 2020
	350 EXC-F 2017
	350 EXC-F 2018
	350 EXC-F 2019
	350 EXC-F 2020
	350 EXC-F Six Days 2017
	350 EXC-F Six Days 2018
	350 EXC-F Six Days 2019
	350 EXC-F Six Days 2020
	450 EXC 2017
	450 EXC 2018
	450 EXC 2019
	450 EXC 2020
	450 EXC Six Days 2017
	450 EXC Six Days 2018
	450 EXC Six Days 2019
	450 EXC Six Days 2020
	300 EXC 2017
	300 EXC 2018
	300 EXC 2019
	300 EXC 2020
	300 EXC Six Days 2017
	300 EXC Six Days 2018
	300 EXC Six Days 2019
	300 EXC Six Days 2020
	500 EXC 2017
	500 EXC 2018
	500 EXC 2019
	500 EXC 2020
	500 EXC Six Days 2017
	500 EXC Six Days 2018
	500 EXC Six Days 2019
	500 EXC Six Days 2020
	Cross Country E1 2 stroke

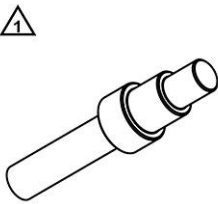
T14017 Ring wrench			
	250 XC-F		
	250 XC-W 2017		
	250 XC-W 2018		
	250 XC-W 2019		
	250 XC-W 2020		
	250 XC		
	350 XC-F		
	350 XCF-W 2020		
	450 XC-F		
	300 XC		
	300 XC-W 2017		
	300 XC-W 2018		
	300 XC-W 2019		
	300 XC-W 2020		
	300 XC-W Six Days 2017		
	300 XC-W Six Days 2018		
	300 XC-W Six Days 2019		
	300 XC-W Six Days 2020		
	500 XC-W 2020		
	Supermoto Competition		
	690 SMC R 2019		
	690 SMC R 2020		
	Travel Mid		
	1190 Adventure		
	690 Enduro R 2019		
	690 Enduro R 2020		
	890 Duke R		
	1290 Super Duke R 2020		
	Service	<input type="checkbox"/>	Repair
			<input checked="" type="checkbox"/>
		optional	
		<input type="checkbox"/>	

T14019 Filling tool	
 <p>T14019</p>	<p>Description/example of use</p> <p>Tool for filling the cartridge with nitrogen</p> <p>used with model</p> <p>150 SX 2014</p> <p>150 SX 2015</p> <p>250 SX 2014</p> <p>250 SX 2015</p> <p>250 SX 2016</p> <p>350 SX-F 2014</p> <p>350 SX-F 2015</p> <p>450 SX-F 2014</p> <p>450 SX-F EU 2015</p> <p>450 SX-F US 2015</p> <p>125 SX 2014</p> <p>125 SX 2015</p> <p>250 SX-F 2014</p> <p>250 SX-F EU 2015</p> <p>250 SX-F US 2015</p> <p>150 XC</p> <p>250 XC 2014</p> <p>250 XC 2015</p>

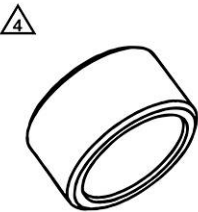
T14019 Filling tool			
	250 XC 2016 350 XC-F 2014 350 XC-F 2015 450 XC-F 2014 450 XC-F 2015 300 XC 2014 300 XC 2015 300 XC 2016 Supermoto Competition		
	Service	<input type="checkbox"/>	Repair <input checked="" type="checkbox"/> optional <input type="checkbox"/>

T14020 Support tool			
  T14020	Description/example of use Tool for holding the piston rod		
	used with model 150 SX 2014 150 SX 2015 250 SX 2014 250 SX 2015 250 SX 2016 350 SX-F 2014 350 SX-F 2015 450 SX-F 2014 450 SX-F EU 2015 450 SX-F US 2015 125 SX 2014 125 SX 2015 250 SX-F 2014 250 SX-F EU 2015 250 SX-F US 2015 150 XC 250 XC 2014 250 XC 2015 250 XC 2016 350 XC-F 2014 350 XC-F 2015 450 XC-F 2014 450 XC-F 2015 300 XC 2014 300 XC 2015 300 XC 2016 Supermoto Competition 790 Adventure R 2020 790 Adventure R Rally		
	Service	<input type="checkbox"/>	Repair <input checked="" type="checkbox"/> optional <input type="checkbox"/>

T14021 Calibrating unit		
 <p>T14021</p>	<p>Description/example of use Tool for calibrating components (DU bush)</p> <p>Technical data Diameter: 12 mm (0.47 in)</p> <p>used with model</p> <p>50 SX 50 SX Mini 50 SXS 50 SXS Mini 65 SX 85 SX 2020 Mini MX Electro 150 SX 2014 150 SX 2015 250 SX 2014 250 SX 2015 250 SX 2016 350 SX-F 2014 350 SX-F 2015 450 SX-F 2014 450 SX-F EU 2015 450 SX-F US 2015 125 SX 2014 125 SX 2015 250 SX-F 2014 250 SX-F EU 2015 250 SX-F US 2015 150 XC 250 XC 2014 250 XC 2015 250 XC 2016 350 XC-F 2014 350 XC-F 2015 450 XC-F 2014 450 XC-F 2015 300 XC 2014 300 XC 2015 300 XC 2016 Supermoto Competition 790 Adventure R 2020 790 Adventure R Rally</p>	<p>Service <input type="checkbox"/></p> <p>Repair <input checked="" type="checkbox"/></p> <p>optional <input type="checkbox"/></p>

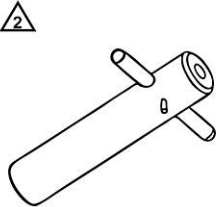
T14022B Pressing tool		
 <p>T14022B</p>	<p>Description/example of use Tool for removing and installing components (DU bush)</p> <p>Technical data Diameter: 11.95 ... 21.4 mm (0.4705 ... 0.843 in)</p> <p>used with model</p> <p>50 SX 50 SX Mini 50 SXS</p>	

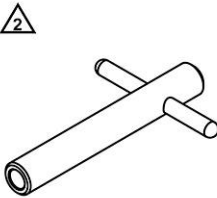
T14022B Pressing tool		
	50 SXS Mini 65 SX Mini MX Electro 150 SX 2014 150 SX 2015 250 SX 2014 250 SX 2015 250 SX 2016 350 SX-F 2014 350 SX-F 2015 450 SX-F 2014 450 SX-F EU 2015 450 SX-F US 2015 125 SX 2014 125 SX 2015 250 SX-F 2014 250 SX-F EU 2015 250 SX-F US 2015 150 XC 250 XC 2014 250 XC 2015 250 XC 2016 350 XC-F 2014 350 XC-F 2015 450 XC-F 2014 450 XC-F 2015 300 XC 2014 300 XC 2015 300 XC 2016 Supermoto Competition	
	Service <input type="checkbox"/>	Repair <input checked="" type="checkbox"/>
		optional <input type="checkbox"/>

T14023 Thread protection sleeve	
 <p>T14023</p>	<p>Description/example of use                      Tool for protecting components (thread of screw sleeve)</p> <p>Technical data                      Diameter: 24.5 mm (0.965 in)</p> <p>used with model                      150 SX 2014                      150 SX 2015                      250 SX 2014                      250 SX 2015                      250 SX 2016                      350 SX-F 2014                      350 SX-F 2015                      450 SX-F 2014                      450 SX-F EU 2015                      450 SX-F US 2015                      125 SX 2014                      125 SX 2015                      250 SX-F 2014                      250 SX-F EU 2015                      250 SX-F US 2015</p>

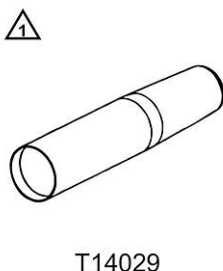


T14023 Thread protection sleeve			
	150 XC		
	250 XC 2014		
	250 XC 2015		
	250 XC 2016		
	350 XC-F 2014		
	350 XC-F 2015		
	450 XC-F 2014		
	450 XC-F 2015		
	300 XC 2014		
	300 XC 2015		
300 XC 2016			
Supermoto Competition			
Service	<input type="checkbox"/>	Repair	<input checked="" type="checkbox"/>
		optional	<input type="checkbox"/>

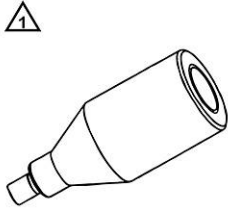
T14026S Support tool			
 <p>T14026S</p>	Description/example of use	Tool for assembling the fork legs (pulling out piston rod)	
	Technical data	M14	
		Diameter: 25 mm (0.98 in)	
		used with model	
		85 SX 2014	
		85 SX 2015	
		85 SX 2016	
		85 SX 2017	
		85 SX 2018	
		Freeride Dual Sport 2 stroke	
	Freeride 350		
	Freeride E-SX		
	Freeride E-XC 2015		
	Freeride E-XC 2016		
	Freeride E-XC 2017		
	Freeride E-XC EU 2018		
	Supermoto E-Ride		
Service	<input type="checkbox"/>	Repair	<input checked="" type="checkbox"/>
		optional	<input type="checkbox"/>

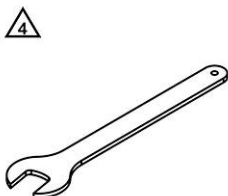
T14026S1 Support tool			
 <p>T14026S1</p>	Description/example of use	Tool for assembling the fork legs (pulling out piston rod)	
	Technical data	M12	
		Diameter: 17 mm (0.67 in)	
		used with model	
		Enduro E1	
		Enduro E2	
		Enduro E3	
		Freeride 250 F	
		Freeride E-XC NG EU 2018	
		Freeride E-XC 2019	
	Freeride E-XC 2020		
	125 XC-W		
	150 XC-W		
	250 XCF-W		

T14026S1 Support tool		
	200 XC-W	
	250 XC-W	
	350 XCF-W	
	350 XCF-W Six Days	
	450 XC-W	
	300 XC-W	
	300 XC-W Six Days	
	Cross Country E3 4 stroke	
	Supermoto / Dual Sport	
	790 Adventure R	
	790 Adventure R Rally	
	1090 Adventure R	
	1190 Adventure R	
	1290 Super Adventure R	
	Dual Sport Enduro	
	RC 390 R EU 2018	
	RC 390 R US 2018	
RC 390 R EU 2019		
RC 390 R US 2019		
Super Bike Big		
Service	<input type="checkbox"/>	
Repair	<input checked="" type="checkbox"/>	
optional	<input type="checkbox"/>	

T14029 Mounting sleeve	
 <p>T14029</p>	<p>Description/example of use</p> <p>Tool for mounting components (seal ring)</p> <p>Technical data</p> <p>Diameter: 12.45 mm (0.4902 in)</p> <p>used with model</p>
	150 SX 2014
	150 SX 2015
	250 SX 2014
	250 SX 2015
	250 SX 2016
	350 SX-F 2014
	350 SX-F 2015
	450 SX-F 2014
	450 SX-F EU 2015
	450 SX-F US 2015
	125 SX 2014
	125 SX 2015
	250 SX-F 2014
	250 SX-F EU 2015
	250 SX-F US 2015
	150 XC
250 XC-F 2014	
250 XC-F 2015	
250 XC 2014	
250 XC 2015	
250 XC 2016	
350 XC-F 2014	
350 XC-F 2015	
450 XC-F 2014	
450 XC-F 2015	


T14029 Mounting sleeve			
	300 XC 2014		
	300 XC 2015		
	300 XC 2016		
	Supermoto Competition		
Service	<input type="checkbox"/>	Repair	<input checked="" type="checkbox"/>
		optional	<input type="checkbox"/>

T14030 Filling adapter			
 <p>T14030</p>	Description/example of use		
	Tool for bleeding and filling cartridge		
	Technical data		
	M4		
	Diameter: 16 mm (0.63 in)		
	used with model		
	150 SX 2014		
	150 SX 2015		
	250 SX 2014		
	250 SX 2015		
	250 SX 2016		
	350 SX-F 2014		
	350 SX-F 2015		
	450 SX-F 2014		
	450 SX-F EU 2015		
	450 SX-F US 2015		
	125 SX 2014		
	125 SX 2015		
	250 SX-F 2014		
	250 SX-F EU 2015		
	250 SX-F US 2015		
	150 XC		
	250 XC-F 2014		
	250 XC-F 2015		
	250 XC 2014		
	250 XC 2015		
	250 XC 2016		
	350 XC-F 2014		
	350 XC-F 2015		
	450 XC-F 2014		
	450 XC-F 2015		
	300 XC 2014		
	300 XC 2015		
	300 XC 2016		
	Supermoto Competition		
Service	<input type="checkbox"/>	Repair	<input checked="" type="checkbox"/>
		optional	<input type="checkbox"/>

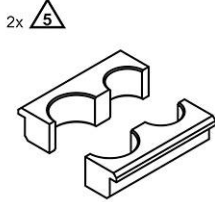
T14032 Open end wrench			
 <p>T14032</p>	Description/example of use		
	Tool for disassembling and assembling the fork legs		
	Technical data		
	Jaw opening: 22 mm (0.87 in)		
	used with model		
	85 SX 2014		
	85 SX 2015		
	85 SX 2016		


T14032 Open end wrench	
	85 SX 2017
	Enduro E1 2 stroke
	250 EXC-F 2014
	250 EXC-F 2015
	250 EXC-F 2016
	250 EXC-F Six Days 2014
	250 EXC-F Six Days 2015
	250 EXC-F Six Days 2016
	250 EXC-F Factory Edition
	200 EXC
	250 EXC 2014
	250 EXC 2015
	250 EXC 2016
	250 EXC Six Days 2014
	250 EXC Six Days 2015
	250 EXC Six Days 2016
	250 EXC Factory Edition
	350 EXC-F 2014
	350 EXC-F 2015
	350 EXC-F 2016
	350 EXC-F Six Days 2014
	350 EXC-F Six Days 2015
	350 EXC-F Six Days 2016
	350 EXC-F Factory Edition
	450 EXC 2014
	450 EXC 2015
	450 EXC 2016
	450 EXC Six Days 2014
	450 EXC Six Days 2015
	450 EXC Six Days 2016
	450 EXC Factory Edition
	300 EXC 2014
	300 EXC 2015
	300 EXC 2016
	300 EXC Six Days 2014
	300 EXC Six Days 2015
	300 EXC Six Days 2016
	300 EXC Factory Edition
	500 EXC 2014
	500 EXC 2015
	500 EXC 2016
	500 EXC Six Days 2014
	500 EXC Six Days 2015
	500 EXC Six Days 2016
	Freeride Dual Sport 2 stroke
	Freeride 350
	Freeride E-SX
	Freeride E-XC 2015
	Freeride E-XC 2016
	Freeride E-XC 2017
	Freeride E-XC EU 2018
	250 XCF-W
	200 XC-W

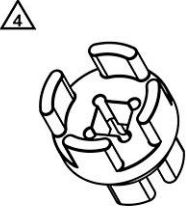
T14032 Open end wrench			
	250 XC-W 2014		
	250 XC-W 2015		
	250 XC-W 2016		
	350 XCF-W 2014		
	350 XCF-W 2015		
	350 XCF-W 2016		
	350 XCF-W Six Days		
	450 XC-W		
	300 XC-W 2014		
	300 XC-W 2015		
	300 XC-W 2016		
	300 XC-W Six Days 2014		
	300 XC-W Six Days 2015		
	300 XC-W Six Days 2016		
	500 XC-W 2014		
	500 XC-W 2015		
	500 XC-W 2016		
	690 SMC R 2014		
	690 SMC R 2015		
	690 SMC R 2016		
	690 SMC R 2017		
	Supermoto E-Ride		
	790 Adventure S		
	1090 Adventure R		
	1190 Adventure R		
	1290 Super Adventure R		
	690 Enduro R 2014		
	690 Enduro R 2015		
	690 Enduro R 2016		
	690 Enduro R 2017		
	690 Enduro R 2018		
	790 Duke		
	890 Duke R		
	Super Bike Big		
Service	<input type="checkbox"/>	Repair	<input checked="" type="checkbox"/>
		optional	<input type="checkbox"/>

T14033 Tweezers	
 <p>T14033</p>	<p>Description/example of use Tool for mounting components (check valve)</p> <p>used with model</p> <p>150 SX 2014 150 SX 2015 250 SX 2014 250 SX 2015 250 SX 2016 350 SX-F 2014 350 SX-F 2015 450 SX-F 2014 450 SX-F EU 2015 450 SX-F US 2015 125 SX 2014 125 SX 2015</p>

T14033 Tweezers		
	250 SX-F 2014 250 SX-F EU 2015 250 SX-F US 2015 150 XC 250 XC-F 2014 250 XC-F 2015 250 XC 2014 250 XC 2015 250 XC 2016 350 XC-F 2014 350 XC-F 2015 450 XC-F 2014 450 XC-F 2015 300 XC 2014 300 XC 2015 300 XC 2016 Supermoto Competition	
Service	<input type="checkbox"/>	Repair <input checked="" type="checkbox"/> optional <input type="checkbox"/>

T1403S Clamping stand		
 <p>T1403S</p>	Description/example of use Tool for clamping components (fork legs, outer fork tube) Technical data Diameter: 48 mm (1.89 in) Diameter: 60 mm (2.36 in) used with model 50 SX 50 SX Mini 50 SXS 50 SXS Mini 65 SX Mini MX Electro MX Enduro E1 Enduro E2 Enduro E3 Cross Country Supermoto Competition Supermoto / Dual Sport 790 Adventure R 790 Adventure R Rally 1090 Adventure 2017 1090 Adventure R 1190 Adventure 1190 Adventure R 1290 Super Adventure 1290 Super Adventure T 1290 Super Adventure S 1290 Super Adventure R Dual Sport Enduro Naked Big Touring	
Service	<input type="checkbox"/>	Repair <input checked="" type="checkbox"/> optional <input type="checkbox"/>

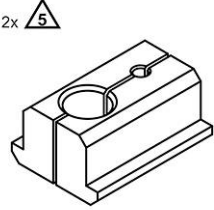
T14040S Mounting tool		
 <p>T14040S</p>	<p>Description/example of use Tool for holding when assembling fork legs</p> <p>Technical data Diameter: 48 mm (1.89 in) used with model MX Enduro E1 Enduro E2 2 stroke 350 EXC-F 350 EXC-F Six Days 350 EXC-F Factory Edition 450 EXC 2014 450 EXC 2015 450 EXC 2016 450 EXC 2017 450 EXC 2018 450 EXC 2020 450 EXC Six Days 2014 450 EXC Six Days 2015 450 EXC Six Days 2016 450 EXC Six Days 2017 450 EXC Six Days 2018 450 EXC Six Days 2020 450 EXC Factory Edition Enduro E3 2 stroke 500 EXC 2014 500 EXC 2015 500 EXC 2016 500 EXC 2017 500 EXC 2018 500 EXC 2020 500 EXC Six Days 2014 500 EXC Six Days 2015 500 EXC Six Days 2016 500 EXC Six Days 2017 500 EXC Six Days 2018 500 EXC Six Days 2020 Cross Country Supermoto / Dual Sport 790 Adventure R 790 Adventure R Rally Travel Big Dual Sport Enduro Naked Big Touring</p>	
	Service <input type="checkbox"/>	Repair <input checked="" type="checkbox"/> optional <input type="checkbox"/>

T14047 Groove nut wrench	
 <p>T14047</p>	<p>Description/example of use Tool for loosening and tightening components (screw cap)</p> <p>Technical data Drive: 1/2 in Narrow diameter: 34 mm (1.34 in) Wide diameter: 42.7 mm (1.681 in)</p> <p>used with model</p> <p>150 SX 2014 150 SX 2015 150 SX 2016 150 SX 2017 250 SX 2014 250 SX 2015 250 SX 2016 250 SX 2017 350 SX-F 2014 350 SX-F 2015 350 SX-F 2016 350 SX-F 2017 350 SX-F 2018 450 SX-F 2014 450 SX-F 2015 450 SX-F 2016 450 SX-F 2017 450 SX-F 2018 125 SX 2014 125 SX 2015 125 SX 2016 125 SX 2017 250 SX-F 2014 250 SX-F 2015 250 SX-F 2016 250 SX-F 2017 250 SX-F 2018 Enduro E1 2 stroke 250 EXC-F 2014 250 EXC-F 2015 250 EXC-F 2016 250 EXC-F Six Days 2014 250 EXC-F Six Days 2015 250 EXC-F Six Days 2016 250 EXC-F Factory Edition 200 EXC 250 EXC 2014 250 EXC 2015 250 EXC 2016 250 EXC Six Days 2014 250 EXC Six Days 2015 250 EXC Six Days 2016 250 EXC Factory Edition 350 EXC-F 2014 350 EXC-F 2015 350 EXC-F 2016</p>



T14047 Groove nut wrench	
	350 EXC-F Six Days 2014
	350 EXC-F Six Days 2015
	350 EXC-F Six Days 2016
	350 EXC-F Factory Edition
	450 EXC 2014
	450 EXC 2015
	450 EXC 2016
	450 EXC Six Days 2014
	450 EXC Six Days 2015
	450 EXC Six Days 2016
	450 EXC Factory Edition
	300 EXC 2014
	300 EXC 2015
	300 EXC 2016
	300 EXC Six Days 2014
	300 EXC Six Days 2015
	300 EXC Six Days 2016
	300 EXC Factory Edition
	500 EXC 2014
	500 EXC 2015
	500 EXC 2016
	500 EXC Six Days 2014
	500 EXC Six Days 2015
	500 EXC Six Days 2016
	150 XC
	250 XC-F 2014
	250 XC-F 2015
	250 XC-F 2016
	250 XC-F 2017
	250 XC-F 2018
	250 XCF-W
	200 XC-W
	250 XC-W 2014
	250 XC-W 2015
	250 XC-W 2016
	250 XC 2014
	250 XC 2015
	250 XC 2016
	250 XC 2017
	350 XC-F 2014
	350 XC-F 2015
	350 XC-F 2016
	350 XC-F 2017
	350 XC-F 2018
	350 XCF-W 2014
	350 XCF-W 2015
	350 XCF-W 2016
	350 XCF-W Six Days
	450 XC-F 2014
	450 XC-F 2015
	450 XC-F 2016
	450 XC-F 2017
	450 XC-F 2018

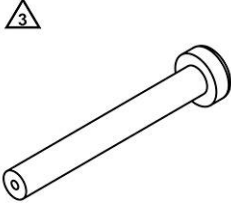
T14047 Groove nut wrench		
	450 XC-W 300 XC 2014 300 XC 2015 300 XC 2016 300 XC 2017 300 XC-W 2014 300 XC-W 2015 300 XC-W 2016 300 XC-W Six Days 2014 300 XC-W Six Days 2015 300 XC-W Six Days 2016 500 XC-W 2014 500 XC-W 2015 500 XC-W 2016	
	Service <input type="checkbox"/>	Repair <input checked="" type="checkbox"/> optional <input type="checkbox"/>

T14049S Clamping stand	
 <p>T14049S</p>	<p>Description/example of use Tool for clamping components (piston rod, cartridge)</p> <p>Technical data Diameter: 8 mm (0.31 in) Diameter: 24.8 mm (0.976 in)</p> <p>used with model</p> <p>150 SX 2014 150 SX 2015 150 SX 2016 150 SX 2017 250 SX 2014 250 SX 2015 250 SX 2016 350 SX-F 2014 350 SX-F 2015 350 SX-F 2016 450 SX-F 2014 450 SX-F 2015 125 SX 2014 125 SX 2015 125 SX 2016 125 SX 2017 250 SX-F 2014 250 SX-F 2015 250 SX-F EU 2016 250 SX-F US 2016 Enduro E1 2 stroke 250 EXC-F 2014 250 EXC-F 2015 250 EXC-F 2016 250 EXC-F Six Days 2014 250 EXC-F Six Days 2015 250 EXC-F Six Days 2016 250 EXC-F Factory Edition 200 EXC 250 EXC 2014</p>

## T14049S Clamping stand

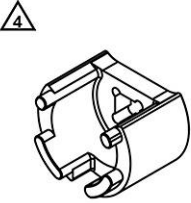
250 EXC 2015  
250 EXC 2016  
250 EXC Six Days 2014  
250 EXC Six Days 2015  
250 EXC Six Days 2016  
250 EXC Factory Edition  
350 EXC-F 2014  
350 EXC-F 2015  
350 EXC-F 2016  
350 EXC-F Six Days 2014  
350 EXC-F Six Days 2015  
350 EXC-F Six Days 2016  
350 EXC-F Factory Edition  
450 EXC 2014  
450 EXC 2015  
450 EXC 2016  
450 EXC Six Days 2014  
450 EXC Six Days 2015  
450 EXC Six Days 2016  
450 EXC Factory Edition  
300 EXC 2014  
300 EXC 2015  
300 EXC 2016  
300 EXC Six Days 2014  
300 EXC Six Days 2015  
300 EXC Six Days 2016  
300 EXC Factory Edition  
500 EXC 2014  
500 EXC 2015  
500 EXC 2016  
500 EXC Six Days 2014  
500 EXC Six Days 2015  
500 EXC Six Days 2016  
150 XC  
250 XC-F 2014  
250 XC-F 2015  
250 XC-F 2016  
250 XCF-W  
200 XC-W  
250 XC-W 2014  
250 XC-W 2015  
250 XC-W 2016  
250 XC 2014  
250 XC 2015  
250 XC 2016  
350 XC-F 2014  
350 XC-F 2015  
350 XC-F 2016  
350 XCF-W 2014  
350 XCF-W 2015  
350 XCF-W 2016  
350 XCF-W Six Days  
450 XC-F 2014

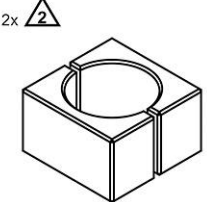
T14049S Clamping stand		
	450 XC-F 2015 450 XC-W 300 XC 2014 300 XC 2015 300 XC 2016 300 XC-W 2014 300 XC-W 2015 300 XC-W 2016 300 XC-W Six Days 2014 300 XC-W Six Days 2015 300 XC-W Six Days 2016 500 XC-W 2014 500 XC-W 2015 500 XC-W 2016	
	Service <input type="checkbox"/>	Repair <input checked="" type="checkbox"/> optional <input type="checkbox"/>

T14051 Pressing tool	
 <p>T14051</p>	<p>Description/example of use Tool for removing the cartridge from the fork leg</p> <p>Technical data Diameter: 27.5 mm (1.083 in)</p> <p>used with model</p> <ul style="list-style-type: none"> <li>150 SX 2014</li> <li>150 SX 2015</li> <li>150 SX 2016</li> <li>150 SX 2017</li> <li>250 SX 2014</li> <li>250 SX 2015</li> <li>250 SX 2016</li> <li>350 SX-F 2014</li> <li>350 SX-F 2015</li> <li>350 SX-F 2016</li> <li>450 SX-F 2014</li> <li>450 SX-F 2015</li> <li>125 SX 2014</li> <li>125 SX 2015</li> <li>125 SX 2016</li> <li>125 SX 2017</li> <li>250 SX-F 2014</li> <li>250 SX-F 2015</li> <li>250 SX-F EU 2016</li> <li>250 SX-F US 2016</li> <li>Enduro E1 2 stroke</li> <li>250 EXC-F 2014</li> <li>250 EXC-F 2015</li> <li>250 EXC-F 2016</li> <li>250 EXC-F Six Days 2014</li> <li>250 EXC-F Six Days 2015</li> <li>250 EXC-F Six Days 2016</li> <li>250 EXC-F Factory Edition</li> <li>200 EXC</li> <li>250 EXC 2014</li> <li>250 EXC 2015</li> </ul>

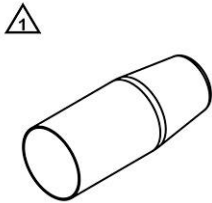
T14051 Pressing tool	
	250 EXC 2016
	250 EXC Six Days 2014
	250 EXC Six Days 2015
	250 EXC Six Days 2016
	250 EXC Factory Edition
	350 EXC-F 2014
	350 EXC-F 2015
	350 EXC-F 2016
	350 EXC-F Six Days 2014
	350 EXC-F Six Days 2015
	350 EXC-F Six Days 2016
	350 EXC-F Factory Edition
	450 EXC 2014
	450 EXC 2015
	450 EXC 2016
	450 EXC Six Days 2014
	450 EXC Six Days 2015
	450 EXC Six Days 2016
	450 EXC Factory Edition
	300 EXC 2014
	300 EXC 2015
	300 EXC 2016
	300 EXC Six Days 2014
	300 EXC Six Days 2015
	300 EXC Six Days 2016
	300 EXC Factory Edition
	500 EXC 2014
	500 EXC 2015
	500 EXC 2016
	500 EXC Six Days 2014
	500 EXC Six Days 2015
	500 EXC Six Days 2016
	150 XC
	250 XC-F 2014
	250 XC-F 2015
	250 XC-F 2016
	250 XCF-W
	200 XC-W
	250 XC-W 2014
	250 XC-W 2015
	250 XC-W 2016
	250 XC 2014
	250 XC 2015
	250 XC 2016
	350 XC-F 2014
	350 XC-F 2015
	350 XC-F 2016
	350 XCF-W 2014
	350 XCF-W 2015
	350 XCF-W 2016
	350 XCF-W Six Days
	450 XC-F 2014
	450 XC-F 2015

T14051 Pressing tool		
	450 XC-W	
	300 XC 2014	
	300 XC 2015	
	300 XC 2016	
	300 XC-W 2014	
	300 XC-W 2015	
	300 XC-W 2016	
	300 XC-W Six Days 2014	
	300 XC-W Six Days 2015	
	300 XC-W Six Days 2016	
	500 XC-W 2014	
	500 XC-W 2015	
	500 XC-W 2016	
	Service	<input type="checkbox"/>
		optional <input type="checkbox"/>

T14071 Groove nut wrench		
 <p>T14071</p>	Description/example of use	Tool for loosening and tightening components (screw cap)
	Technical data	
	Drive: 1/2 in	
	Diameter: 33 mm (1.3 in)	
	used with model	
	1290 Super Adventure	
	1290 Super Adventure T	
	1290 Super Adventure S	
	Touring	
	Service	<input type="checkbox"/>
		optional <input type="checkbox"/>

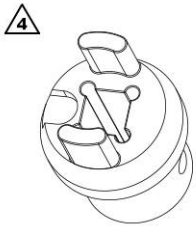
T14072 Clamping stand		
 <p>T14072</p>	Description/example of use	Tool for clamping components (cartridge)
	Technical data	
	Diameter: 37 mm (1.46 in)	
	used with model	
	150 SX 2016	
	150 SX 2017	
	150 SX 2018	
	150 SX 2019	
	150 SX 2020	
	250 SX 2017	
	250 SX 2018	
	250 SX 2019	
	250 SX 2020	
	350 SX-F 2016	
	350 SX-F 2017	
	350 SX-F 2018	
	350 SX-F 2019	
	350 SX-F 2020	
	450 SX-F 2016	
	450 SX-F 2017	
	450 SX-F 2018	
	450 SX-F 2019	
	450 SX-F 2020	

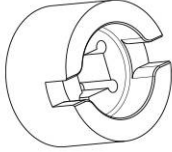
T14072 Clamping stand		
	125 SX 2016	
	125 SX 2017	
	125 SX 2018	
	125 SX 2019	
	125 SX 2020	
	250 SX-F 2016	
	250 SX-F 2017	
	250 SX-F 2018	
	250 SX-F 2019	
	250 SX-F 2020	
	250 XC-F 2016	
	250 XC-F 2017	
	250 XC-F 2018	
	250 XC-F 2019	
	250 XC-F 2020	
	250 XC 2017	
	250 XC 2018	
	250 XC 2019	
	250 XC 2020	
	350 XC-F 2016	
	350 XC-F 2017	
	350 XC-F 2018	
	350 XC-F 2019	
	350 XC-F 2020	
	450 XC-F 2016	
	450 XC-F 2017	
	450 XC-F 2018	
	450 XC-F 2019	
	450 XC-F 2020	
	300 XC 2017	
	300 XC 2018	
	300 XC 2019	
	300 XC 2020	
	Service <input type="checkbox"/>	Repair <input checked="" type="checkbox"/>
		optional <input type="checkbox"/>

T14073 Protecting sleeve	
 <p>T14073</p>	<p>Description/example of use Tool for protecting components (thread of piston rod)</p> <p>Technical data Diameter: 11.5 mm (0.453 in)</p> <p>used with model</p> <p>85 SX 2018 85 SX 2019 85 SX 2020 150 SX 2016 150 SX 2017 150 SX 2018 150 SX 2019 150 SX 2020 250 SX 2017 250 SX 2018 250 SX 2019 250 SX 2020</p>


T14073 Protecting sleeve			
		350 SX-F 2016	
		350 SX-F 2017	
		350 SX-F 2018	
		350 SX-F 2019	
		350 SX-F 2020	
		450 SX-F 2016	
		450 SX-F 2017	
		450 SX-F 2018	
		450 SX-F 2019	
		450 SX-F 2020	
		125 SX 2016	
		125 SX 2017	
		125 SX 2018	
		125 SX 2019	
		125 SX 2020	
		250 SX-F 2016	
		250 SX-F 2017	
		250 SX-F 2018	
		250 SX-F 2019	
		250 SX-F 2020	
		250 XC-F 2016	
		250 XC-F 2017	
		250 XC-F 2018	
		250 XC-F 2019	
		250 XC-F 2020	
		250 XC 2017	
		250 XC 2018	
		250 XC 2019	
		250 XC 2020	
		350 XC-F 2016	
		350 XC-F 2017	
		350 XC-F 2018	
		350 XC-F 2019	
		350 XC-F 2020	
		450 XC-F 2016	
		450 XC-F 2017	
		450 XC-F 2018	
		450 XC-F 2019	
		450 XC-F 2020	
		300 XC 2017	
		300 XC 2018	
		300 XC 2019	
		300 XC 2020	
	Service	<input type="checkbox"/>	Repair
			<input checked="" type="checkbox"/>
			optional
			<input type="checkbox"/>

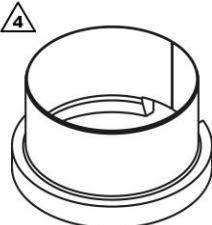


T14084 Special socket		
 <p>T14084</p>	<p>Description/example of use Tool for loosening and tightening components (screw cap)</p> <p>Technical data Drive: 1/2 in Diameter: 24 mm (0.94 in) used with model</p> <p>50 SX 2017 50 SX 2018 50 SX 2019 50 SX 2020 50 SX Mini 2017 50 SX Mini 2018 50 SX Mini 2019 50 SX Mini 2020 65 SX 2017 65 SX 2018 65 SX 2019 65 SX 2020 Mini MX Electro 150 SX 2018 150 SX 2019 150 SX 2020 250 SX 2017 250 SX 2018 250 SX 2019 250 SX 2020 350 SX-F 2019 350 SX-F 2020 450 SX-F 2019 450 SX-F 2020 125 SX 2018 125 SX 2019 125 SX 2020 250 SX-F 2019 250 SX-F 2020 250 XC-F 2019 250 XC-F 2020 250 XC 2017 250 XC 2018 250 XC 2019 250 XC 2020 350 XC-F 2019 350 XC-F 2020 450 XC-F 2019 450 XC-F 2020 300 XC 2017 300 XC 2018 300 XC 2019 300 XC 2020</p>	
Service	<input type="checkbox"/>	Repair
	<input checked="" type="checkbox"/>	optional
	<input type="checkbox"/>	

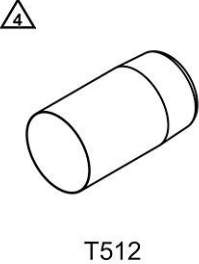
T14087 Special socket	
 <p style="margin-top: 10px;">T14087</p>	<p>Description/example of use Tool for loosening and tightening components (preload adjuster)</p> <p>Technical data Drive: 1/2 in External diameter: 44 mm (1.73 in) Internal diameter: 29.5 mm (1.161 in)</p> <p>used with model</p> <p>250 EXC-F 2017 250 EXC-F 2018 250 EXC-F 2019 250 EXC-F 2020 250 EXC-F Six Days 2017 250 EXC-F Six Days 2018 250 EXC-F Six Days 2019 250 EXC-F Six Days 2020 250 EXC 2017 250 EXC 2018 250 EXC 2019 250 EXC 2020 250 EXC Six Days 2017 250 EXC Six Days 2018 250 EXC Six Days 2019 250 EXC Six Days 2020 350 EXC-F 2017 350 EXC-F 2018 350 EXC-F 2019 350 EXC-F 2020 350 EXC-F Six Days 2017 350 EXC-F Six Days 2018 350 EXC-F Six Days 2019 350 EXC-F Six Days 2020 450 EXC 2017 450 EXC 2018 450 EXC 2019 450 EXC 2020 450 EXC Six Days 2017 450 EXC Six Days 2018 450 EXC Six Days 2019 450 EXC Six Days 2020 300 EXC 2017 300 EXC 2018 300 EXC TPI EU 2019 300 EXC 2020 300 EXC Six Days 2017 300 EXC Six Days 2018 300 EXC Six Days 2019 300 EXC Six Days 2020 500 EXC 2017 500 EXC 2018 500 EXC 2019 500 EXC 2020 500 EXC Six Days 2017 500 EXC Six Days 2018</p>

T14087 Special socket		
	500 EXC Six Days 2019	
	500 EXC Six Days 2020	
	250 XC-W 2017	
	250 XC-W 2018	
	250 XC-W 2019	
	250 XC-W 2020	
	350 XCF-W 2020	
	300 XC-W 2017	
	300 XC-W 2018	
	300 XC-W 2019	
	300 XC-W 2020	
	300 XC-W Six Days 2017	
	300 XC-W Six Days 2018	
	300 XC-W Six Days 2019	
	300 XC-W Six Days 2020	
	500 XC-W 2020	
	790 Adventure R	
790 Adventure R Rally		
Service	<input type="checkbox"/>	Repair
		<input checked="" type="checkbox"/>
		optional
		<input type="checkbox"/>


T14091 Ring wrench			
 <p>T14091</p>	Description/example of use	Tool for loosening and tightening components (screw cap)	
	Technical data	Hexagonal part: 45 mm (1.77 in)	
	used with model	85 SX 2018	
		85 SX 2019	
		85 SX 2020	
		Freeride 250 F	
		Freeride E-XC NG EU 2018	
		Freeride E-XC 2019	
		Freeride E-XC 2020	
		790 Adventure R 2020	
		790 Adventure R Rally	
		Travel Small	
	Service	<input type="checkbox"/>	Repair
			<input checked="" type="checkbox"/>
			optional
			<input type="checkbox"/>

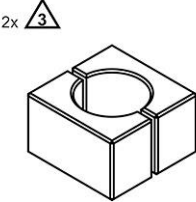
T14092 Mounting sleeve		
 <p>T14092</p>	Description/example of use	Tool for mounting components (piston rod in the air cartridge)
	Technical data	Diameter: 34 mm (1.34 in)
	used with model	85 SX 2018
		85 SX 2019
		85 SX 2020
		150 SX 2018
		150 SX 2019
		150 SX 2020
		250 SX 2020
		350 SX-F 2018
		350 SX-F 2019

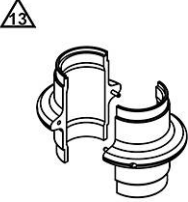
T14092 Mounting sleeve			
	350 SX-F 2020		
	450 SX-F Factory Edition US 2017		
	450 SX-F 2018		
	450 SX-F 2019		
	450 SX-F 2020		
	125 SX 2018		
	125 SX 2019		
	125 SX 2020		
	250 SX-F 2018		
	250 SX-F 2019		
	250 SX-F 2020		
	250 XC-F 2018		
	250 XC-F 2019		
	250 XC-F 2020		
	250 XC 2020		
	350 XC-F 2018		
	350 XC-F 2019		
	350 XC-F 2020		
	450 XC-F 2018		
	450 XC-F 2019		
	450 XC-F 2020		
	300 XC 2020		
	Service	<input type="checkbox"/>	Repair <input checked="" type="checkbox"/>
			optional <input type="checkbox"/>

T512 Protecting sleeve	
 <p>T512</p>	<p>Description/example of use Tool for protecting components (inner tube)</p> <p>Technical data Diameter: 43 mm (1.69 in)</p> <p>used with model 85 SX Freeride Supermoto E-Ride 790 Adventure S 1050 Adventure 1090 Adventure 2018 1090 Adventure S Travel Small 125 Duke 2017 125 Duke 2018 125 Duke 2019 125 Duke 2020 250 Duke 2017 250 Duke 2018 250 Duke 2019 250 Duke 2020 390 Duke 2017 390 Duke 2018 390 Duke 2019 390 Duke 2020 690 Duke 2014 690 Duke 2015 690 Duke 2016</p>

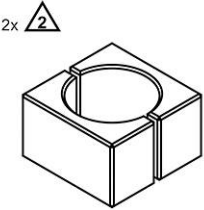
T512 Protecting sleeve					
	690 Duke 2017 690 Duke R 790 Duke 890 Duke R RC 390 R EU 2018 RC 390 R US 2018				
	Service	<input type="checkbox"/>	Repair	<input checked="" type="checkbox"/>	optional

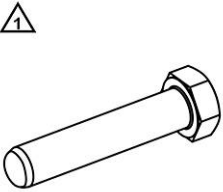
T524 Ring wrench					
 <p>T524</p>	Description/example of use Tool for loosening and tightening components (preload adjuster) Technical data Hexagonal part: 38 mm (1.5 in) used with model RC 390 R EU 2018 RC 390 R US 2018 RC 390 R EU 2019 RC 390 R US 2019 Super Bike Big				
	Service	<input type="checkbox"/>	Repair	<input checked="" type="checkbox"/>	optional

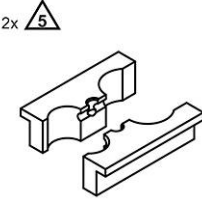

T526S Clamping stand					
 <p>T526S</p>	Description/example of use Tool for clamping components (inner tube) Technical data Diameter: 32 mm (1.26 in) used with model Super Bike Big				
	Service	<input type="checkbox"/>	Repair	<input checked="" type="checkbox"/>	optional

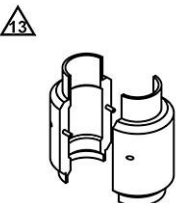

T528S Mounting tool					
 <p>T528S</p>	Description/example of use Tool for holding when assembling fork legs Technical data Diameter: 43 mm (1.69 in) used with model 85 SX Freeride Supermoto E-Ride 790 Adventure S 1050 Adventure 1090 Adventure 2018 1090 Adventure S Travel Small Naked Small Naked Mid RC 125 RC 200 RC 250 RC 390 2014 RC 390 2015 RC 390 2016				
	Service	<input type="checkbox"/>	Repair	<input checked="" type="checkbox"/>	optional

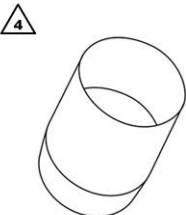

T528S Mounting tool					
	RC 390 2017 RC 390 2018 RC 390 EU 2019 RC 390 AU 2019 RC 390 JP 2019 RC 390 US 2019 RC 390 AR 2019 RC 390 CN 2019 RC 390 MY 2019 RC 390 PH 2019 RC 390 TH 2019 RC 390 2020				
	Service	<input type="checkbox"/>	Repair	<input checked="" type="checkbox"/>	optional

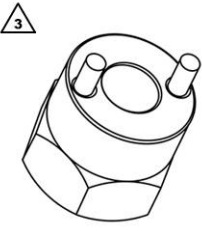
T531S Clamping stand					
 <p>T531S</p>	Description/example of use Tool for clamping components (air cartridge)				
	Technical data Diameter: 38 mm (1.5 in) used with model 85 SX 2018 85 SX 2019 85 SX 2020				
Service	<input type="checkbox"/>	Repair	<input checked="" type="checkbox"/>	optional	<input type="checkbox"/>

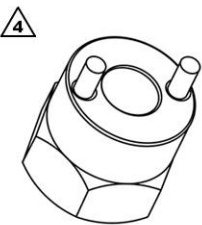
T605 Pin					
 <p>T605</p>	Description/example of use Tool for disassembling and assembling the cartridge				
	Technical data Diameter: 8 mm (0.31 in) used with model 85 SX 2014 85 SX 2015 85 SX 2016 85 SX 2017 Freeride Dual Sport 2 stroke Freeride 350 Freeride E-SX Freeride E-XC 2015 Freeride E-XC 2016 Freeride E-XC 2017 Freeride E-XC EU 2018 Supermoto E-Ride				
Service	<input type="checkbox"/>	Repair	<input checked="" type="checkbox"/>	optional	<input type="checkbox"/>

T612S Clamping stand		
 <p>2x </p> <p>T612S</p>	<p>Description/example of use</p> <p>Tool for clamping components (outer tube, fork leg)</p> <p>Technical data</p> <p>Diameter: 40 mm (1.57 in)</p> <p>Diameter: 54 mm (2.13 in)</p> <p>used with model</p> <p>85 SX</p> <p>Freeride</p> <p>Supermoto E-Ride</p> <p>790 Adventure S</p> <p>1050 Adventure</p> <p>1090 Adventure 2018</p> <p>1090 Adventure S</p> <p>1190 Adventure 2014</p> <p>1190 Adventure 2015</p> <p>Travel Small</p> <p>Naked Small</p> <p>Naked Mid</p> <p>Sport Bike</p>	
	Service <input type="checkbox"/>	Repair <input checked="" type="checkbox"/>

T724S Mounting tool		
 <p></p> <p>T724S</p>	<p>Description/example of use</p> <p>Tool for holding when assembling fork legs</p> <p>Technical data</p> <p>Diameter: 35 mm (1.38 in)</p> <p>used with model</p> <p>50 SX</p> <p>50 SX Mini</p> <p>50 SXS</p> <p>50 SXS Mini</p> <p>65 SX</p> <p>Mini MX Electro</p>	
	Service <input type="checkbox"/>	Repair <input checked="" type="checkbox"/>

T726 Protecting sleeve		
 <p></p> <p>T726</p>	<p>Description/example of use</p> <p>Tool for protecting components (inner tube)</p> <p>Technical data</p> <p>Diameter: 35 mm (1.38 in)</p> <p>used with model</p> <p>50 SX</p> <p>50 SX Mini</p> <p>50 SXS</p> <p>50 SXS Mini</p> <p>65 SX</p> <p>Mini MX Electro</p>	
	Service <input type="checkbox"/>	Repair <input checked="" type="checkbox"/>

T727S Socket		
 <p>T727S</p>	Description/example of use Tool for loosening and tightening components (sliding bushing support)	
	Technical data Hexagonal part: 32 mm (1.26 in) Hole diameter: 14 mm (0.55 in) Pin diameter: 5 mm (0.2 in)	
used with model 50 SX 50 SX Mini 50 SXS 50 SXS Mini 65 SX Mini MX Electro		
Service	<input type="checkbox"/>	Repair
		<input checked="" type="checkbox"/>
		optional
		<input type="checkbox"/>

T729 Socket		
 <p>T729</p>	Description/example of use Tool for loosening and tightening components (sliding bushing support)	
	Technical data Hexagonal part: 32 mm (1.26 in) Hole diameter: 14 mm (0.55 in) Pin diameter: 3.8 mm (0.15 in)	
used with model 125 Duke 2015 125 Duke 2016 200 Duke 2015 200 Duke 2016 200 Duke 2017 200 Duke 2018 200 Duke 2019 200 Duke 2020 250 Duke 2015 250 Duke 2016 250 Duke 2019 250 Duke 2020 390 Duke 2014 390 Duke 2015 390 Duke 2016 RC 125 2015 RC 125 2016 RC 125 2017 RC 125 2018 RC 125 2019 RC 125 2020 RC 200 2015 RC 200 2016 RC 200 2017 RC 200 2018 RC 200 2019 RC 200 2020 RC 250 RC 390 2015 RC 390 2016		



T729 Socket			
	RC 390 2017		
	RC 390 2018		
	RC 390 2020		
Service	<input type="checkbox"/>	Repair	<input checked="" type="checkbox"/>
		optional	<input type="checkbox"/>

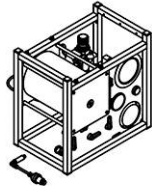
## 21.1 Overview

M01916-01

Vacuum pump (T1240S) (📖 p. 216)

Spring compressor (T14050S) (📖 p. 216)

### T1240S Vacuum pump



T1240S

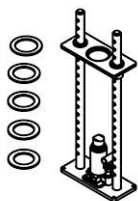
Description/example of use  
Tool for bleeding and filling dampers

used with model

- 50 SX 2017
- 50 SX 2018
- 50 SX 2019
- 50 SX 2020
- 50 SX Mini 2017
- 50 SX Mini 2018
- 50 SX Mini 2019
- 50 SX Mini 2020
- 65 SX
- 85 SX
- Mini MX Electro
- MX
- Enduro E1
- Enduro E2
- Enduro E3
- Freeride
- Cross Country
- Supermoto
- 790 Adventure R
- 790 Adventure R Rally
- 1090 Adventure R
- 1190 Adventure R
- 1290 Super Adventure R
- Dual Sport Enduro
- 690 Duke R
- 890 Duke R
- Naked Big
- RC 390 R EU 2018
- RC 390 R US 2018
- RC 390 R EU 2019
- RC 390 R US 2019
- Super Bike Big

Service <input type="checkbox"/>	Repair <input checked="" type="checkbox"/>	optional <input type="checkbox"/>
----------------------------------	--	-----------------------------------

### T14050S Spring compressor



T14050S

Description/example of use  
Tool for removing and installing springs

used with model

- 65 SX
- Freeride Dual Sport 2 stroke
- Freeride 350
- Freeride E-SX
- Freeride E-XC 2015

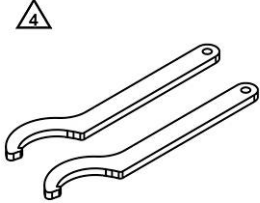
T14050S Spring compressor			
	Freeride E-XC 2016		
	Freeride E-XC 2017		
	Freeride E-XC EU 2018		
	690 SMC R 2019		
	690 SMC R 2020		
	Supermoto E-Ride		
	Travel Enduro		
	690 Enduro R 2019		
	690 Enduro R 2020		
	Naked Small		
	Naked Mid		
	1290 Super Duke R 2020		
	RC 125		
	RC 200		
	RC 250		
	RC 390 2014		
	RC 390 2015		
	RC 390 2016		
	RC 390 2017		
	RC 390 2018		
	RC 390 EU 2019		
	RC 390 AU 2019		
	RC 390 JP 2019		
	RC 390 US 2019		
	RC 390 AR 2019		
	RC 390 CN 2019		
	RC 390 MY 2019		
	RC 390 PH 2019		
	RC 390 TH 2019		
	RC 390 2020		
	Touring		
	Service <input type="checkbox"/>	Repair <input checked="" type="checkbox"/>	optional <input type="checkbox"/>

## 21.2 Wall tool organizer overview

M01916-01

- Hook wrench (T106S) (🔗 p. 218)
- Depth micrometer (T107S) (🔗 p. 221)
- Clamping stand (T1202S) (🔗 p. 222)
- Mounting sleeve (T1204) (🔗 p. 222)
- Calibrating unit (T1205) (🔗 p. 223)
- Pressing tool (T1206) (🔗 p. 223)
- Pressing tool (T1207S) (🔗 p. 224)
- Centering sleeve (T1214) (🔗 p. 225)
- Mounting sleeve (T1215) (🔗 p. 226)
- Pressing tool (T1216) (🔗 p. 228)
- Pin wrench (T1218) (🔗 p. 230)
- Filling adapter (T12128) (🔗 p. 230)
- Pressing tool (T129) (🔗 p. 230)
- Filling adapter (T1296) (🔗 p. 231)
- Mounting tool (T146) (🔗 p. 232)
- Clamping bush (T147) (🔗 p. 232)
- Pressing tool (T1504) (🔗 p. 233)

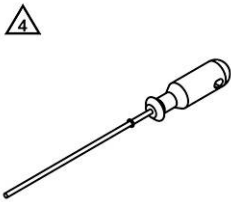
Mounting tool (T150S) (🔍 p. 233)
Mounting sleeve (T1515) (🔍 p. 233)
Hook wrench (T1533) (🔍 p. 235)
Mounting sleeve (T1554) (🔍 p. 235)
Filling adapter (T1565) (🔍 p. 237)
Hook wrench (T157S) (🔍 p. 238)
Socket (T17002S) (🔍 p. 238)
Filling tool (T170S1) (🔍 p. 239)
Hook wrench (T304) (🔍 p. 239)
Mounting sleeve (T313) (🔍 p. 240)

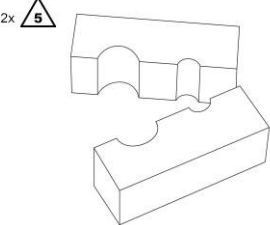
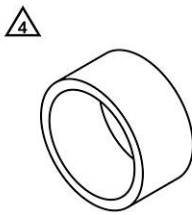
T106S Hook wrench	
 <p>T106S</p>	<p>Description/example of use Tool for tensioning and releasing the springs (two units)</p> <p>Technical data Diameter: 68 ... 75 mm (2.68 ... 2.95 in) used with model</p> <ul style="list-style-type: none"> <li>50 SX 2014</li> <li>50 SX 2015</li> <li>50 SX 2016</li> <li>50 SX Mini 2014</li> <li>50 SX Mini 2015</li> <li>50 SX Mini 2016</li> <li>50 SXS</li> <li>50 SXS Mini</li> <li>65 SX</li> <li>85 SX 2014</li> <li>85 SX 2015</li> <li>85 SX 2016</li> <li>85 SX 2017</li> <li>150 SX 2014</li> <li>150 SX 2015</li> <li>150 SX 2016</li> <li>250 SX 2014</li> <li>250 SX 2015</li> <li>250 SX 2016</li> <li>350 SX-F 2014</li> <li>350 SX-F 2015</li> <li>350 SX-F 2016</li> <li>450 SX-F 2014</li> <li>450 SX-F 2015</li> <li>450 SX-F 2016</li> <li>125 SX 2014</li> <li>125 SX 2015</li> <li>125 SX 2016</li> <li>250 SX-F 2014</li> <li>250 SX-F 2015</li> <li>250 SX-F 2016</li> <li>Enduro E1 2 stroke</li> <li>250 EXC-F 2014</li> <li>250 EXC-F 2015</li> <li>250 EXC-F 2016</li> <li>250 EXC-F Six Days 2014</li> </ul>

T106S Hook wrench	
	250 EXC-F Six Days 2015
	250 EXC-F Six Days 2016
	250 EXC-F Factory Edition
	200 EXC
	250 EXC 2014
	250 EXC 2015
	250 EXC 2016
	250 EXC Six Days 2014
	250 EXC Six Days 2015
	250 EXC Six Days 2016
	250 EXC Factory Edition
	350 EXC-F 2014
	350 EXC-F 2015
	350 EXC-F 2016
	350 EXC-F Six Days 2014
	350 EXC-F Six Days 2015
	350 EXC-F Six Days 2016
	350 EXC-F Factory Edition
	450 EXC 2014
	450 EXC 2015
	450 EXC 2016
	450 EXC Six Days 2014
	450 EXC Six Days 2015
	450 EXC Six Days 2016
	450 EXC Factory Edition
	300 EXC 2014
	300 EXC 2015
	300 EXC 2016
	300 EXC Six Days 2014
	300 EXC Six Days 2015
	300 EXC Six Days 2016
	300 EXC Factory Edition
	500 EXC 2014
	500 EXC 2015
	500 EXC 2016
	500 EXC Six Days 2014
	500 EXC Six Days 2015
	500 EXC Six Days 2016
	Freeride Dual Sport 2 stroke
	Freeride 350
	Freeride E-SX
	Freeride E-XC 2015
	Freeride E-XC 2016
	Freeride E-XC 2017
	Freeride E-XC EU 2018
	150 XC
	250 XC-F 2014
	250 XC-F 2015
	250 XC-F 2016
	250 XCF-W
	200 XC-W
	250 XC-W 2014
	250 XC-W 2015

T106S Hook wrench	
	250 XC-W 2016
	250 XC 2014
	250 XC 2015
	250 XC 2016
	350 XC-F 2014
	350 XC-F 2015
	350 XC-F 2016
	350 XCF-W 2014
	350 XCF-W 2015
	350 XCF-W 2016
	350 XCF-W Six Days
	450 XC-F 2014
	450 XC-F 2015
	450 XC-F 2016
	450 XC-W
	300 XC 2014
	300 XC 2015
	300 XC 2016
	300 XC-W 2014
	300 XC-W 2015
	300 XC-W 2016
	300 XC-W Six Days 2014
	300 XC-W Six Days 2015
	300 XC-W Six Days 2016
	500 XC-W 2014
	500 XC-W 2015
	500 XC-W 2016
	Supermoto Competition
	690 SMC R 2014
	690 SMC R 2015
	690 SMC R 2016
	Supermoto E-Ride
	790 Adventure S
	Travel Small
	690 Enduro R 2014
	690 Enduro R 2015
	690 Enduro R 2016
	690 Enduro R 2018
	Naked Small
	690 Duke
	690 Duke R
	790 Duke
	1290 Super Duke R 2014
	1290 Super Duke R 2015
	1290 Super Duke R 2016
	1290 Super Duke R 2017
	1290 Super Duke R 2018
	1290 Super Duke R 2019
	1290 Super Duke R Special Edition
	RC 125
	RC 200
	RC 250
	RC 390 2014

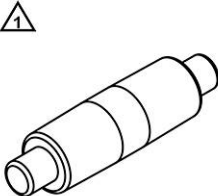
T106S Hook wrench			
	RC 390 2015		
	RC 390 2016		
	RC 390 2017		
	RC 390 EU 2018		
	RC 390 AU 2018		
	RC 390 JP 2018		
	RC 390 US 2018		
	RC 390 AR 2018		
	RC 390 CN 2018		
	RC 390 CO 2018		
	RC 390 MY 2018		
	RC 390 PH 2018		
	RC 390 TH 2018		
	RC 390 EU 2019		
	RC 390 AU 2019		
	RC 390 JP 2019		
	RC 390 US 2019		
	RC 390 AR 2019		
	RC 390 CN 2019		
	RC 390 MY 2019		
	RC 390 PH 2019		
	RC 390 TH 2019		
	RC 390 2020		
	Super Bike Big		
	Service <input checked="" type="checkbox"/>	Repair <input type="checkbox"/>	optional <input type="checkbox"/>

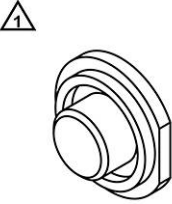
T107S Depth micrometer	
 <p>T107S</p>	<p>Description/example of use</p> <p>Tool for determining distances</p> <p>used with model</p> <p>50 SX 2017</p> <p>50 SX 2018</p> <p>50 SX 2019</p> <p>50 SX 2020</p> <p>50 SX Mini 2017</p> <p>50 SX Mini 2018</p> <p>50 SX Mini 2019</p> <p>50 SX Mini 2020</p> <p>65 SX</p> <p>85 SX</p> <p>Mini MX Electro</p> <p>MX</p> <p>Enduro E1</p> <p>Enduro E2</p> <p>Enduro E3</p> <p>Freeride</p> <p>Cross Country</p> <p>Supermoto</p> <p>790 Adventure R</p> <p>790 Adventure R Rally</p> <p>1090 Adventure R</p> <p>1190 Adventure R</p>

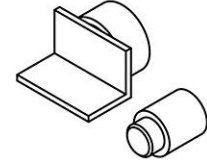
T107S Depth micrometer		
	1290 Super Adventure R Dual Sport Enduro 690 Duke 2014 690 Duke 2015 690 Duke 2016 690 Duke 2017 690 Duke R 890 Duke R Naked Big RC 390 R EU 2018 RC 390 R US 2018 RC 390 R EU 2019 RC 390 R US 2019 Super Bike Big	
	Service <input type="checkbox"/>	Repair <input checked="" type="checkbox"/> optional <input type="checkbox"/>
T1202S Clamping stand		
 <p>T1202S</p>	Description/example of use Tool for clamping components (fluid barrier needle) Technical data Diameter: 10 mm (0.39 in) Diameter: 18 mm (0.71 in) used with model 690 SMC R 2019 690 SMC R 2020 790 Adventure R 790 Adventure R Rally 690 Enduro R 2019 690 Enduro R 2020 1290 Super Duke R 2020	
	Service <input type="checkbox"/>	Repair <input checked="" type="checkbox"/> optional <input type="checkbox"/>
T1204 Mounting sleeve		
 <p>T1204</p>	Description/example of use Tool for mounting and pressing out components (dirt scraper, DU bush) Technical data Diameter: 25.5 ... 30.5 mm (1.004 ... 1.201 in) used with model 50 SX 50 SX Mini 50 SXS 50 SXS Mini 65 SX 2014 65 SX 2015 65 SX 2016 65 SX 2017 65 SX 2018 65 SX 2020 85 SX Mini MX Electro MX Enduro E1 Enduro E2	
	Service <input type="checkbox"/>	Repair <input checked="" type="checkbox"/> optional <input type="checkbox"/>

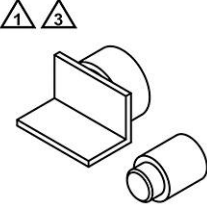


T1204 Mounting sleeve		
	Enduro E3 Freeride Cross Country Supermoto Competition Supermoto E-Ride 790 Adventure R 2020 790 Adventure R Rally 1190 Adventure R 1290 Super Duke R 2014 1290 Super Duke R 2015 1290 Super Duke R 2016 1290 Super Duke R 2020 1290 Super Duke R Special Edition	
	Service <input type="checkbox"/>	Repair <input checked="" type="checkbox"/>
		optional <input type="checkbox"/>



T1205 Calibrating unit		
 <p>T1205</p>	Description/example of use Tool for calibrating components (DU bush)	
	Technical data Diameter: 18 mm (0.71 in) used with model MX Enduro E1 Enduro E2 Enduro E3 Freeride Cross Country E1 200 XC-W 250 XC-W 2014 250 XC-W 2015 250 XC-W 2016 250 XC-W 2017 250 XC-W 2018 250 XC-W 2019 250 XC Cross Country E2 4 stroke Cross Country E3 Supermoto Competition Supermoto E-Ride 790 Adventure R 2020 790 Adventure R Rally	
	Service <input type="checkbox"/>	Repair <input checked="" type="checkbox"/>
		optional <input type="checkbox"/>

T1206 Pressing tool		
 <p>T1206</p>	Description/example of use Tool for pressing in components (heim joint)	
	Technical data Diameter: 15 ... 30 mm (0.59 ... 1.18 in) used with model Mini MX Enduro E1 Enduro E2	
	Service <input type="checkbox"/>	Repair <input checked="" type="checkbox"/>
		optional <input type="checkbox"/>

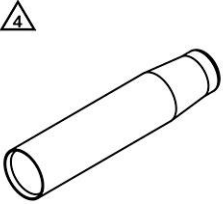
T1206 Pressing tool			
 <p>T1206S</p>	Enduro E3		
	Freeride		
	Cross Country		
	Supermoto		
	Travel Mid		
	1090 Adventure R		
	1190 Adventure R		
	1290 Super Adventure R		
	Dual Sport Enduro		
	690 Duke 2014		
	690 Duke 2015		
	690 Duke 2016		
	690 Duke 2017		
	690 Duke R		
	790 Duke		
	890 Duke R		
	Naked Big		
RC 390 R EU 2018			
RC 390 R US 2018			
RC 390 R EU 2019			
RC 390 R US 2019			
Super Bike Big			
Service	<input type="checkbox"/>	Repair	<input checked="" type="checkbox"/>
		optional	<input type="checkbox"/>

T1207S Pressing tool			
 <p>T1207S</p>	Description/example of use		
	Tool for pressing in components (heim joint)		
	used with model		
	Mini		
	MX		
	Enduro E1		
	Enduro E2		
	Enduro E3		
	Freeride		
	Cross Country		
	Supermoto		
	Travel Mid		
	Travel Big		
	Dual Sport Enduro		
	690 Duke 2014		
	690 Duke 2015		
	690 Duke 2016		
	690 Duke 2017		
	690 Duke R		
	790 Duke		
	890 Duke R		
	Naked Big		
RC 390 R EU 2018			
RC 390 R US 2018			
RC 390 R EU 2019			

T1207S Pressing tool			
		RC 390 R US 2019	
		Super Bike Big	
		Touring	
Service		<input type="checkbox"/>	Repair
		<input checked="" type="checkbox"/>	optional
		<input type="checkbox"/>	


T1214 Centering sleeve	
 <p>2x  4</p> <p>T1214</p>	<p>Description/example of use Tool for centering components (plunger of piston rod)</p> <p>Technical data Diameter: 50 mm (1.97 in)</p> <p>used with model</p> <p>Enduro E1 2 stroke</p> <p>250 EXC-F 2014</p> <p>250 EXC-F 2015</p> <p>250 EXC-F 2016</p> <p>250 EXC-F Six Days 2014</p> <p>250 EXC-F Six Days 2015</p> <p>250 EXC-F Six Days 2016</p> <p>250 EXC-F Factory Edition</p> <p>200 EXC</p> <p>250 EXC 2014</p> <p>250 EXC 2015</p> <p>250 EXC 2016</p> <p>250 EXC Six Days 2014</p> <p>250 EXC Six Days 2015</p> <p>250 EXC Six Days 2016</p> <p>250 EXC Factory Edition</p> <p>350 EXC-F 2014</p> <p>350 EXC-F 2015</p> <p>350 EXC-F 2016</p> <p>350 EXC-F Six Days 2014</p> <p>350 EXC-F Six Days 2015</p> <p>350 EXC-F Six Days 2016</p> <p>350 EXC-F Factory Edition</p> <p>450 EXC 2014</p> <p>450 EXC 2015</p> <p>450 EXC 2016</p> <p>450 EXC Six Days 2014</p> <p>450 EXC Six Days 2015</p> <p>450 EXC Six Days 2016</p> <p>450 EXC Factory Edition</p> <p>300 EXC 2014</p> <p>300 EXC 2015</p> <p>300 EXC 2016</p> <p>300 EXC Six Days 2014</p> <p>300 EXC Six Days 2015</p> <p>300 EXC Six Days 2016</p> <p>300 EXC Factory Edition</p> <p>500 EXC 2014</p> <p>500 EXC 2015</p> <p>500 EXC 2016</p> <p>500 EXC Six Days 2014</p> <p>500 EXC Six Days 2015</p>

T1214 Centering sleeve		
	500 EXC Six Days 2016	
	250 XCF-W	
	200 XC-W	
	250 XC-W 2014	
	250 XC-W 2015	
	250 XC-W 2016	
	350 XCF-W 2014	
	350 XCF-W 2015	
	350 XCF-W 2016	
	350 XCF-W Six Days	
	450 XC-W	
	300 XC-W 2014	
	300 XC-W 2015	
	300 XC-W 2016	
	300 XC-W Six Days 2014	
	300 XC-W Six Days 2015	
	300 XC-W Six Days 2016	
	500 XC-W 2014	
	500 XC-W 2015	
	500 XC-W 2016	
Service <input type="checkbox"/>		
Repair <input checked="" type="checkbox"/>		
optional <input type="checkbox"/>		


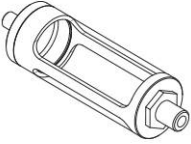

T1215 Mounting sleeve		
 <p>T1215</p>	Description/example of use	
	Tool for mounting components (seal ring retainer of piston rod)	
	Technical data	
	Diameter: 18 mm (0.71 in)	
	used with model	
	150 SX 2014	
	150 SX 2015	
	150 SX 2016	
	250 SX 2014	
	250 SX 2015	
	250 SX 2016	
	350 SX-F 2014	
	350 SX-F 2015	
	350 SX-F 2016	
	450 SX-F 2014	
	450 SX-F 2015	
	450 SX-F 2016	
	450 SX-F 2017	
	450 SX-F EU 2018	
	450 SX-F US 2018	
125 SX 2014		
125 SX 2015		
125 SX 2016		
250 SX-F 2014		
250 SX-F 2015		
250 SX-F 2016		
Enduro E1 2 stroke		
250 EXC-F 2014		
250 EXC-F 2015		
250 EXC-F 2016		

T1215 Mounting sleeve	
	250 EXC-F Six Days 2014
	250 EXC-F Six Days 2015
	250 EXC-F Six Days 2016
	250 EXC-F Factory Edition
	200 EXC
	250 EXC 2014
	250 EXC 2015
	250 EXC 2016
	250 EXC Six Days 2014
	250 EXC Six Days 2015
	250 EXC Six Days 2016
	250 EXC Factory Edition
	350 EXC-F 2014
	350 EXC-F 2015
	350 EXC-F 2016
	350 EXC-F Six Days 2014
	350 EXC-F Six Days 2015
	350 EXC-F Six Days 2016
	350 EXC-F Factory Edition
	450 EXC 2014
	450 EXC 2015
	450 EXC 2016
	450 EXC Six Days 2014
	450 EXC Six Days 2015
	450 EXC Six Days 2016
	450 EXC Factory Edition
	300 EXC 2014
	300 EXC 2015
	300 EXC 2016
	300 EXC Six Days 2014
	300 EXC Six Days 2015
	300 EXC Six Days 2016
	300 EXC Factory Edition
	500 EXC 2014
	500 EXC 2015
	500 EXC 2016
	500 EXC Six Days 2014
	500 EXC Six Days 2015
	500 EXC Six Days 2016
	150 XC
	250 XC-F 2014
	250 XC-F 2015
	250 XC-F 2016
	250 XCF-W
	200 XC-W
	250 XC-W 2014
	250 XC-W 2015
	250 XC-W 2016
	250 XC 2014
	250 XC 2015
	250 XC 2016
	350 XC-F 2014
	350 XC-F 2015

T1215 Mounting sleeve		
	350 XC-F 2016	
	350 XCF-W 2014	
	350 XCF-W 2015	
	350 XCF-W 2016	
	350 XCF-W Six Days	
	450 XC-F 2014	
	450 XC-F 2015	
	450 XC-F 2016	
	450 XC-F 2017	
	450 XC-F 2018	
	450 XC-W	
	300 XC 2014	
	300 XC 2015	
	300 XC 2016	
	300 XC-W 2014	
	300 XC-W 2015	
	300 XC-W 2016	
	300 XC-W Six Days 2014	
	300 XC-W Six Days 2015	
	300 XC-W Six Days 2016	
	500 XC-W 2014	
	500 XC-W 2015	
	500 XC-W 2016	
	790 Adventure R 2020	
	790 Adventure R Rally	
	1090 Adventure 2017	
	1090 Adventure R	
	1290 Super Adventure R	
Service	<input type="checkbox"/>	Repair
		<input checked="" type="checkbox"/>
		optional
		<input type="checkbox"/>

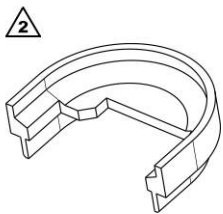
T1216 Pressing tool	
 <p>T1216</p>	<p>Description/example of use Tool for pressing in components (seal ring retainer of piston rod)</p> <p>Technical data Diameter: 38 ... 49 mm (1.5 ... 1.93 in)</p> <p>used with model MX Enduro E1 2 stroke</p>
	<p>250 EXC-F 2014</p> <p>250 EXC-F 2015</p> <p>250 EXC-F 2016</p> <p>250 EXC-F Six Days 2014</p> <p>250 EXC-F Six Days 2015</p> <p>250 EXC-F Six Days 2016</p> <p>250 EXC-F Factory Edition</p> <p>200 EXC</p> <p>250 EXC 2014</p> <p>250 EXC 2015</p> <p>250 EXC 2016</p> <p>250 EXC Six Days 2014</p> <p>250 EXC Six Days 2015</p> <p>250 EXC Six Days 2016</p> <p>250 EXC Factory Edition</p>



T1216 Pressing tool					
350 EXC-F 2014					
350 EXC-F 2015					
350 EXC-F 2016					
350 EXC-F Six Days 2014					
350 EXC-F Six Days 2015					
350 EXC-F Six Days 2016					
350 EXC-F Factory Edition					
450 EXC 2014					
450 EXC 2015					
450 EXC 2016					
450 EXC Six Days 2014					
450 EXC Six Days 2015					
450 EXC Six Days 2016					
450 EXC Factory Edition					
300 EXC 2014					
300 EXC 2015					
300 EXC 2016					
300 EXC Six Days 2014					
300 EXC Six Days 2015					
300 EXC Six Days 2016					
300 EXC Factory Edition					
500 EXC 2014					
500 EXC 2015					
500 EXC 2016					
500 EXC Six Days 2014					
500 EXC Six Days 2015					
500 EXC Six Days 2016					
150 XC					
Cross Country E1 4 stroke					
200 XC-W					
250 XC-W 2014					
250 XC-W 2015					
250 XC-W 2016					
250 XC					
350 XC-F					
350 XCF-W 2014					
350 XCF-W 2015					
350 XCF-W 2016					
350 XCF-W Six Days					
450 XC-F					
450 XC-W					
300 XC					
300 XC-W 2014					
300 XC-W 2015					
300 XC-W 2016					
300 XC-W Six Days 2014					
300 XC-W Six Days 2015					
300 XC-W Six Days 2016					
500 XC-W 2014					
500 XC-W 2015					
500 XC-W 2016					
Service	<input type="checkbox"/>	Repair	<input checked="" type="checkbox"/>	optional	<input type="checkbox"/>

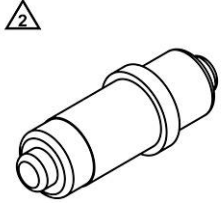
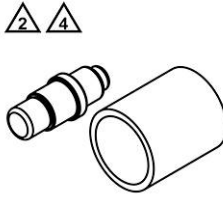
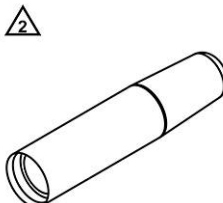
T1218 Pin wrench			
 <p>T1218</p>	Description/example of use Tool for removing components (rebound damping adjustment of piston rod)		
	Technical data adjustable Diameter: 3 mm (0.12 in) used with model 50 SX 2017 50 SX 2018 50 SX 2019 50 SX 2020 50 SX Mini 2017 50 SX Mini 2018 50 SX Mini 2019 50 SX Mini 2020 65 SX 2017 65 SX 2018 65 SX 2019 65 SX 2020 85 SX 2014 85 SX 2015 85 SX 2016 85 SX 2017 Mini MX Electro		
	Service <input type="checkbox"/>	Repair <input checked="" type="checkbox"/>	optional <input type="checkbox"/>
T12128 Filling adapter			
 <p>T12128</p>	Description/example of use Bleeding adapter for the vacuum pump, for filling and bleeding the damper		
	used with model 890 Duke R 1290 Super Duke R 2020		
	Service <input type="checkbox"/>	Repair <input checked="" type="checkbox"/>	optional <input type="checkbox"/>
T129 Pressing tool			
 <p>T129</p>	Description/example of use Tool for pressing in components (heim joint)		
	Technical data Diameter: 15 ... 30 mm (0.59 ... 1.18 in) used with model 50 SX 50 SX Mini 50 SXS 50 SXS Mini 690 SMC R 2014 690 SMC R 2015 690 SMC R 2016 690 SMC R 2017 690 Enduro R 2014 690 Enduro R 2015 690 Enduro R 2016 690 Enduro R 2017		



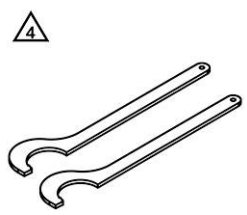
T129 Pressing tool			
	690 Enduro R 2018 690 Duke 2014 690 Duke 2015 690 Duke 2016 690 Duke 2017 690 Duke R Super Bike Big		
	Service	<input type="checkbox"/>	Repair
			optional <input type="checkbox"/>

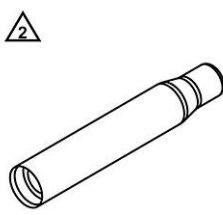
T1296 Filling adapter	
 <p>T1296</p>	<p>Description/example of use</p> <p>Adapter for filling tool for filling the damper with nitrogen for use with T170S1</p> <p>used with model</p> <ul style="list-style-type: none"> <li>50 SX 2017</li> <li>50 SX 2018</li> <li>50 SX 2019</li> <li>50 SX 2020</li> <li>50 SX Mini 2017</li> <li>50 SX Mini 2018</li> <li>50 SX Mini 2019</li> <li>50 SX Mini 2020</li> <li>Mini MX Electro</li> <li>150 SX 2017</li> <li>150 SX 2018</li> <li>150 SX 2019</li> <li>150 SX 2020</li> <li>250 SX 2017</li> <li>250 SX 2018</li> <li>250 SX 2019</li> <li>250 SX 2020</li> <li>350 SX-F 2017</li> <li>350 SX-F 2018</li> <li>350 SX-F 2019</li> <li>350 SX-F 2020</li> <li>450 SX-F 2017</li> <li>450 SX-F 2018</li> <li>450 SX-F 2019</li> <li>450 SX-F 2020</li> <li>125 SX 2017</li> <li>125 SX 2018</li> <li>125 SX 2019</li> <li>125 SX 2020</li> <li>250 SX-F 2017</li> <li>250 SX-F 2018</li> <li>250 SX-F 2019</li> <li>250 SX-F 2020</li> <li>250 EXC-F 2014</li> <li>250 EXC-F 2015</li> <li>250 EXC-F 2016</li> <li>250 EXC-F Six Days 2014</li> <li>250 EXC-F Six Days 2015</li> </ul>

T1296 Filling adapter			
	250 EXC-F Six Days 2016 250 EXC-F Factory Edition 250 XC-F 2017 250 XC-F 2018 250 XC-F 2019 250 XC-F 2020 250 XCF-W 250 XC 2017 250 XC 2018 250 XC 2019 250 XC 2020 350 XC-F 2017 350 XC-F 2018 350 XC-F 2019 350 XC-F 2020 450 XC-F 2017 450 XC-F 2018 450 XC-F 2019 450 XC-F 2020 300 XC 2017 300 XC 2018 300 XC 2019 300 XC 2020		
	Service	<input type="checkbox"/>	Repair
optional <input type="checkbox"/>			
T146 Mounting tool			
 <p>T146</p>	Description/example of use Tool for mounting and removing components (damper cartridge)		
	used with model 1290 Super Duke R 2020		
Service	<input type="checkbox"/>	Repair	<input checked="" type="checkbox"/>
optional <input type="checkbox"/>			
T147 Clamping bush			
 <p>T147</p>	Description/example of use Tool for removing and pressing in components (piston of preload adjuster)		
	used with model 1290 Super Duke R 2020		
Service	<input type="checkbox"/>	Repair	<input checked="" type="checkbox"/>
optional <input type="checkbox"/>			

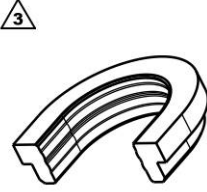
T1504 Pressing tool		
 <p>T1504</p>	<p>Description/example of use Tool for positioning components (DU bush in seal ring retainer)</p> <p>Technical data Diameter: 18 mm (0.71 in)</p> <p>used with model MX Enduro E1 Enduro E2 Enduro E3 Freeride Cross Country Supermoto Competition Supermoto E-Ride 790 Adventure R 2020 790 Adventure R Rally</p>	<p>Service <input type="checkbox"/></p> <p>Repair <input checked="" type="checkbox"/></p> <p>optional <input type="checkbox"/></p>
T150S Mounting tool		
 <p>T150S</p>	<p>Description/example of use Tool for pressing in components (DU bush in seal ring retainer)</p> <p>used with model 85 SX 2020 MX Enduro E1 Enduro E2 Enduro E3 Freeride Cross Country Supermoto Competition Supermoto E-Ride 790 Adventure R 2020 790 Adventure R Rally</p>	<p>Service <input type="checkbox"/></p> <p>Repair <input checked="" type="checkbox"/></p> <p>optional <input type="checkbox"/></p>
T1515 Mounting sleeve		
 <p>T1515</p>	<p>Description/example of use Tool for mounting components (seal ring retainer on piston rod)</p> <p>Technical data Diameter: 18 mm (0.71 in)</p> <p>used with model 85 SX 2014 85 SX 2015 85 SX 2016 85 SX 2017 150 SX 2017 150 SX 2018 150 SX 2019 150 SX 2020 250 SX 2017 250 SX 2018 250 SX 2019 250 SX 2020</p>	<p>Service <input type="checkbox"/></p> <p>Repair <input checked="" type="checkbox"/></p> <p>optional <input type="checkbox"/></p>

T1515 Mounting sleeve			
	350 SX-F 2017		
	350 SX-F 2018		
	350 SX-F 2019		
	350 SX-F 2020		
	450 SX-F 2017		
	450 SX-F 2018		
	450 SX-F 2019		
	450 SX-F 2020		
	125 SX 2017		
	125 SX 2018		
	125 SX 2019		
	125 SX 2020		
	250 SX-F 2017		
	250 SX-F 2018		
	250 SX-F 2019		
	250 SX-F 2020		
	250 XC-F 2017		
	250 XC-F 2018		
	250 XC-F 2019		
	250 XC-F 2020		
	250 XC 2017		
	250 XC 2018		
	250 XC 2019		
	250 XC 2020		
	350 XC-F 2017		
	350 XC-F 2018		
	350 XC-F 2019		
	350 XC-F 2020		
	450 XC-F 2017		
	450 XC-F 2018		
	450 XC-F 2019		
	450 XC-F 2020		
	300 XC 2017		
	300 XC 2018		
	300 XC 2019		
	300 XC 2020		
	Supermoto / Dual Sport		
	Dual Sport Enduro		
	690 Duke 2014		
	690 Duke 2015		
	690 Duke 2016		
	690 Duke 2017		
	690 Duke R		
	890 Duke R		
	Service <input type="checkbox"/>	Repair <input checked="" type="checkbox"/>	optional <input type="checkbox"/>

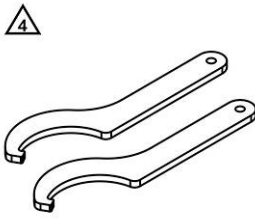
T1533 Hook wrench			
 <p>T1533</p>	Description/example of use Tool for tensioning and releasing the springs (2 units)		
	Technical data Diameter: 59 mm (2.32 in)		
used with model			
50 SX			
50 SX Mini			
50 SXS			
50 SXS Mini			
65 SX			
Mini MX Electro			
Service	<input checked="" type="checkbox"/>	Repair	<input type="checkbox"/>
		optional	<input type="checkbox"/>

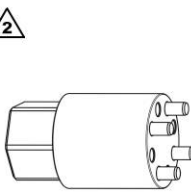
T1554 Mounting sleeve			
 <p>T1554</p>	Description/example of use Tool for mounting components (seal ring retainer on piston rod)		
	Technical data Diameter: 18 mm (0.71 in)		
used with model			
85 SX 2018			
85 SX 2019			
85 SX 2020			
250 EXC-F 2017			
250 EXC-F 2018			
250 EXC-F 2019			
250 EXC-F 2020			
250 EXC-F Six Days 2017			
250 EXC-F Six Days 2018			
250 EXC-F Six Days 2019			
250 EXC-F Six Days 2020			
150 EXC			
250 EXC 2017			
250 EXC 2018			
250 EXC 2019			
250 EXC 2020			
250 EXC Six Days 2017			
250 EXC Six Days 2018			
250 EXC Six Days 2019			
250 EXC Six Days 2020			
350 EXC-F 2017			
350 EXC-F 2018			
350 EXC-F 2019			
350 EXC-F 2020			
350 EXC-F Six Days 2017			
350 EXC-F Six Days 2018			
350 EXC-F Six Days 2019			
350 EXC-F Six Days 2020			
450 EXC 2017			
450 EXC 2018			
450 EXC 2019			
450 EXC 2020			
450 EXC Six Days 2017			
450 EXC Six Days 2018			

T1554 Mounting sleeve			
	450 EXC Six Days 2019		
	450 EXC Six Days 2020		
	300 EXC 2017		
	300 EXC 2018		
	300 EXC 2019		
	300 EXC 2020		
	300 EXC Six Days 2017		
	300 EXC Six Days 2018		
	300 EXC Six Days 2019		
	300 EXC Six Days 2020		
	500 EXC 2017		
	500 EXC 2018		
	500 EXC 2019		
	500 EXC 2020		
	500 EXC Six Days 2017		
	500 EXC Six Days 2018		
	500 EXC Six Days 2019		
	500 EXC Six Days 2020		
	Freeride		
	125 XC-W		
	150 XC-W		
	250 XC-W 2017		
	250 XC-W 2018		
	250 XC-W 2019		
	250 XC-W 2020		
	350 XCF-W 2020		
	300 XC-W 2017		
	300 XC-W 2018		
	300 XC-W 2019		
	300 XC-W 2020		
	300 XC-W Six Days 2017		
	300 XC-W Six Days 2018		
	300 XC-W Six Days 2019		
	300 XC-W Six Days 2020		
	500 XC-W 2020		
	Supermoto E-Ride		
	790 Adventure R		
	790 Adventure R Rally		
	1190 Adventure R		
	1290 Super Duke R 2014		
	1290 Super Duke R 2015		
	1290 Super Duke R 2016		
	1290 Super Duke R 2017		
	1290 Super Duke R 2018		
	1290 Super Duke R 2019		
	1290 Super Duke R Special Edition		
	RC 390 R EU 2018		
	RC 390 R US 2018		
	RC 390 R EU 2019		
	RC 390 R US 2019		
	Service <input type="checkbox"/>	Repair <input checked="" type="checkbox"/>	optional <input type="checkbox"/>

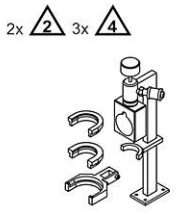
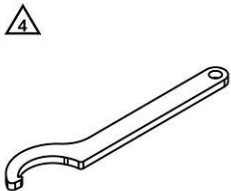
T1565 Filling adapter	
 <p>T1565</p>	<p>Description/example of use</p> <p>Adapter for filling tool for filling the damper with nitrogen for use with T170S1</p> <p>used with model</p> <p>85 SX 2018 85 SX 2019 85 SX 2020 250 EXC-F 2017 250 EXC-F 2018 250 EXC-F 2019 250 EXC-F 2020 250 EXC-F Six Days 2017 250 EXC-F Six Days 2018 250 EXC-F Six Days 2019 250 EXC-F Six Days 2020 150 EXC 250 EXC 2017 250 EXC 2018 250 EXC 2019 250 EXC 2020 250 EXC Six Days 2017 250 EXC Six Days 2018 250 EXC Six Days 2019 250 EXC Six Days 2020 350 EXC-F 2017 350 EXC-F 2018 350 EXC-F 2019 350 EXC-F 2020 350 EXC-F Six Days 2017 350 EXC-F Six Days 2018 350 EXC-F Six Days 2019 350 EXC-F Six Days 2020 450 EXC 2017 450 EXC 2018 450 EXC 2019 450 EXC 2020 450 EXC-F Six Days US 2017 450 EXC Six Days 2018 450 EXC Six Days 2019 450 EXC Six Days 2020 300 EXC 2017 300 EXC 2018 300 EXC 2019 300 EXC 2020 300 EXC Six Days 2017 300 EXC Six Days 2018 300 EXC Six Days 2019 300 EXC Six Days 2020 500 EXC 2017 500 EXC 2018 500 EXC 2019 500 EXC 2020</p>

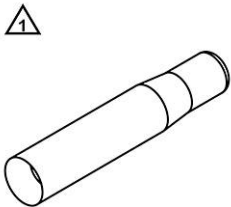
T1565 Filling adapter			
	500 EXC Six Days 2017		
	500 EXC Six Days 2018		
	500 EXC Six Days 2019		
	500 EXC Six Days 2020		
	Freeride 250 F		
	Freeride E-XC NG EU 2018		
	Freeride E-XC 2019		
	Freeride E-XC 2020		
	125 XC-W		
	150 XC-W		
	250 XC-W 2017		
	250 XC-W 2018		
	250 XC-W 2019		
	250 XC-W 2020		
	350 XCF-W 2020		
	300 XC-W 2017		
	300 XC-W 2018		
	300 XC-W 2019		
	300 XC-W 2020		
	300 XC-W Six Days 2017		
	300 XC-W Six Days 2018		
	300 XC-W Six Days 2019		
	300 XC-W Six Days 2020		
	500 XC-W 2020		
	790 Adventure R		
	790 Adventure R Rally		
	1290 Super Duke R 2020		
	Service <input type="checkbox"/>	Repair <input checked="" type="checkbox"/>	optional <input type="checkbox"/>


T157S Hook wrench			
 <p>T157S</p>	Description/example of use		
	Tool for tensioning and releasing the springs (2 units)		
	Technical data		
	Diameter: 70 mm (2.76 in)		
	used with model		
	690 Duke 2014		
	690 Duke 2015		
	690 Duke 2016		
	690 Duke 2017		
	690 Duke R		
	Service <input checked="" type="checkbox"/>	Repair <input type="checkbox"/>	optional <input type="checkbox"/>


T17002S Socket			
 <p>T17002S</p>	Description/example of use		
	Tool for loosening and tightening components (rebound damping adjuster)		
	Technical data		
	Hexagonal part: 22 mm (0.87 in)		
	Pin diameter: 3 mm (0.12 in)		
	used with model		
	790 Adventure R 2020		
	790 Adventure R Rally		
	1290 Super Duke R 2020		
	RC 390 R EU 2018		





T17002S Socket			
		RC 390 R US 2018	
		RC 390 R EU 2019	
		RC 390 R US 2019	
		Service <input type="checkbox"/>	Repair <input checked="" type="checkbox"/> optional <input type="checkbox"/>
T170S1 Filling tool			
 <p>T170S1</p>		Description/example of use	
		Tool for filling the damper with nitrogen	
		used with model	matching tools / articles are
		Mini	T1296
		MX	T1565
		Enduro E1	
		Enduro E2	
		Enduro E3	
		Freeride	
		Cross Country	
		Supermoto	
		790 Adventure R	
		790 Adventure R Rally	
		1090 Adventure R	
		1190 Adventure R	
		1290 Super Adventure R	
		Dual Sport Enduro	
		690 Duke 2014	
		690 Duke 2015	
		690 Duke 2016	
		690 Duke 2017	
		690 Duke R	
		890 Duke R	
		Naked Big	
		RC 390 R EU 2018	
		RC 390 R US 2018	
		RC 390 R EU 2019	
		RC 390 R US 2019	
		Super Bike Big	
		Service <input type="checkbox"/>	Repair <input checked="" type="checkbox"/> optional <input type="checkbox"/>
T304 Hook wrench			
 <p>T304</p>		Description/example of use	
		Tool for tensioning and releasing the springs	
		Technical data	
		Diameter: 58 ... 62 mm (2.28 ... 2.44 in)	
		used with model	
		50 SX	
		50 SX Mini	
		50 SXS	
		50 SXS Mini	
		65 SX	
		Mini MX Electro	
		Service <input checked="" type="checkbox"/>	Repair <input type="checkbox"/> optional <input type="checkbox"/>






T313 Mounting sleeve			
 <p>T313</p>	<p>Description/example of use</p> <p>Tool for mounting components (seal ring retainer on piston rod)</p> <p>Technical data</p> <p>Diameter: 14 mm (0.55 in)</p> <p>used with model</p> <p>50 SX</p> <p>50 SX Mini</p> <p>50 SXS</p> <p>50 SXS Mini</p> <p>65 SX</p> <p>Mini MX Electro</p> <p>Super Bike Big</p>		
	Service	<input type="checkbox"/>	Repair
		optional	<input type="checkbox"/>






1086001 Tool panel		
 <p>1086001</p>	<p>Description/example of use Grey perforated panel for hanging tools, the number of tool panels required is determined by size of the tools and the specific local circumstances (one unit included)</p> <p>Technical data Wall mounting elements included: 9 pcs Width: 1,050 mm (41.34 in) Height: 1,000 mm (39.37 in)</p>	
	<p>matching tools / articles are 2286003 2286005 2286007</p>	
Service	<input checked="" type="checkbox"/>	Repair optional <input type="checkbox"/>






1086002 Tool panel		
 <p>1086002</p>	<p>Description/example of use Grey perforated panel for hanging tools, the number of tool panels required is determined by size of the tools and the specific local circumstances (one unit included)</p> <p>Technical data Wall mounting elements included: 6 pcs Width: 525 mm (20.67 in) Height: 1,000 mm (39.37 in)</p>	
	<p>matching tools / articles are 2286004 2286006 2286008</p>	
Service	<input checked="" type="checkbox"/>	Repair optional <input type="checkbox"/>






2286003 KTM header		
 <p>2286003</p>	<p>Description/example of use Sticker with KTM logo for sticking on the tool panel</p> <p>Technical data Width: 1,050 mm (41.34 in) Height: 98 mm (3.86 in)</p>	
	<p>for use with 1086001</p>	
Service	<input checked="" type="checkbox"/>	Repair optional <input type="checkbox"/>





2286004 KTM header		
 <p>2286004</p>	<p>Description/example of use Sticker with KTM logo for sticking on the tool panel</p> <p>Technical data Width: 525 mm (20.67 in) Height: 98 mm (3.86 in)</p>	
	<p>for use with 1086002</p>	
Service	<input checked="" type="checkbox"/>	Repair optional <input type="checkbox"/>

2286005 GROUP header					
 <p>2286005</p>	Description/example of use Sticker with group logo for sticking on the tool panel Technical data for use with Width: 1,050 mm (41.34 in) 1086001 Height: 98 mm (3.86 in)				
	Service	<input checked="" type="checkbox"/>	Repair	<input type="checkbox"/>	optional
2286006 GROUP header					
 <p>2286006</p>	Description/example of use Sticker with group logo for sticking on the tool panel Technical data for use with Width: 525 mm (20.67 in) 1086002 Height: 98 mm (3.86 in)				
	Service	<input checked="" type="checkbox"/>	Repair	<input type="checkbox"/>	optional
2286007 WP header					
 <p>2286007</p>	Description/example of use Sticker with WP logo for sticking on the tool panel Technical data for use with Width: 1,050 mm (41.34 in) 1086001 Height: 98 mm (3.86 in)				
	Service	<input checked="" type="checkbox"/>	Repair	<input type="checkbox"/>	optional
2286008 WP header					
 <p>2286008</p>	Description/example of use Sticker with WP logo for sticking on the tool panel Technical data for use with Width: 525 mm (20.67 in) 1086002 Height: 98 mm (3.86 in)				
	Service	<input checked="" type="checkbox"/>	Repair	<input type="checkbox"/>	optional
4086601 Label kit					
 <p>4086601</p>	Description/example of use Sheet of labels including magnets covering all images of current tools which are supplied with brackets and magnetic labels. Scope changes continually as new tools are added				
	Spare parts				

4086602 WP label kit	
 <p>4086602</p>	<p>Description/example of use</p> <p>Sheet of labels including magnets covering all images of current tools which are supplied with brackets and magnetic labels. Scope changes continually as new tools are added</p>
Spare parts	
3287001 Clamp	
 <p>3287001</p>	<p>Description/example of use</p> <p>Clamp for hanging tool (1 kit = 10 units), including screws and nuts</p> <p>Technical data</p> <p>For tool with diameter: 0 ... 20 mm (0 ... 0.79 in)</p>
Spare parts	
3287002 Clamp	
 <p>3287002</p>	<p>Description/example of use</p> <p>Clamp for hanging tool (1 kit = 10 units), including screws and nuts</p> <p>Technical data</p> <p>For tool with diameter: 15 ... 30 mm (0.59 ... 1.18 in)</p>
Spare parts	
3287003 Clamp	
 <p>3287003</p>	<p>Description/example of use</p> <p>Clamp for hanging tool (1 kit = 10 units), including screws and nuts</p> <p>Technical data</p> <p>For tool with diameter: 25 ... 40 mm (0.98 ... 1.57 in)</p>
Spare parts	
3287004 Hook	
 <p>3287004</p>	<p>Description/example of use</p> <p>Hook for hanging tool (1 kit = 10 units), including screws and nuts</p> <p>Technical data</p> <p>Lightweight version</p> <p>Hook length: 60 mm (2.36 in)</p>
Spare parts	

3287005 Hook	
  3287005	Description/example of use Hook for hanging tool (1 kit = 10 units), including screws and nuts Technical data Lightweight version Hook length: 100 mm (3.94 in)
Spare parts	
3287006 Hook	
  3287006	Description/example of use Hook for hanging tool (1 kit = 5 units), including screws and nuts Technical data Heavy duty design Hook length: 120 mm (4.72 in)
Spare parts	
3287007 Hook	
  3287007	Description/example of use Hook for hanging tool (1 kit = 5 units), including screws and nuts Technical data Heavy duty design Hook length: 200 mm (7.87 in)
Spare parts	
3287008 Hook	
  3287008	Description/example of use Hook for hanging tool (1 set = 10 units), incl. screws and nuts Technical data Heavy duty, straight design Hook length: 100 mm (3.94 in)
Spare parts	
3287009 Hook	
  3287009	Description/example of use Hook for hanging tool (1 set = 5 units), incl. screws and nuts Technical data Rubberized version Hook length: 100 mm (3.94 in)
Spare parts	

3287010 Hook	
 3287010	Description/example of use Hook for hanging tool (1 set = 10 units), incl. screws and nuts Technical data U-shaped design Hook length: 100 mm (3.94 in)
Spare parts	
3287011 Magnet holder	
 3287011	Description/example of use Magnet for holding tool (1 set = 5 units) Technical data Diameter: 45 mm (1.77 in)
Spare parts	
3287012 Metal box	
 3287012	Description/example of use Small wire mesh tray for keeping tools, including screws and nuts Technical data Length: 160 mm (6.3 in) Width: 110 mm (4.33 in) Height: 50 mm (1.97 in)
Spare parts	
3287013 Clamp	
 3287013	Description/example of use Clamp for hanging tool (1 kit = 5 units), including screws and nuts Technical data For tool with diameter: 35 ... 70 mm (1.38 ... 2.76 in)
Spare parts	
3287014 Hook	
 3287014	Description/example of use Hook for hanging tool (1 kit = 5 units), including screws and nuts Technical data Angled version Hook length: 100 mm (3.94 in)
Spare parts	

3287015 Hook	
 3287015	Description/example of use Hook for hanging tool (1 set = 5 units), incl. screws and nuts Technical data Angled version Hook length: 200 mm (7.87 in)
Spare parts	
3287016 Metal box	
 3287016	Description/example of use Large wire mesh tray for keeping tools, incl. screws and nuts Technical data Length: 270 mm (10.63 in) Width: 150 mm (5.91 in) Height: 50 mm (1.97 in)
Spare parts	
3287017 Hook	
 3287017	Description/example of use Hook for hanging tool (1 set = 10 units), incl. screws and nuts Technical data Circular design Diameter: 35 mm (1.38 in)
Spare parts	
3287018 Hook	
 3287018	Description/example of use Hook for hanging tool (1 set = 10 units), incl. screws and nuts Technical data U-shaped design Hook length: 50 mm (1.97 in)
Spare parts	



<b>KTM</b>	
<b>Offroad</b>	
<b>Mini</b>	
<b>Mini MX</b>	
<b>Mini MX 2 stroke</b>	
<b>50 SX</b>	
<b>50 SX 2014</b>	50 SX 2014
<b>50 SX 2015</b>	50 SX 2015
<b>50 SX 2016</b>	50 SX 2016
<b>50 SX 2017</b>	50 SX 2017
<b>50 SX 2018</b>	50 SX 2018
<b>50 SX 2019</b>	50 SX 2019
<b>50 SX 2020</b>	50 SX 2020
<b>50 SX Mini</b>	
<b>50 SX Mini 2014</b>	50 SX Mini 2014
<b>50 SX Mini 2015</b>	50 SX Mini 2015
<b>50 SX Mini 2016</b>	50 SX Mini 2016
<b>50 SX Mini 2017</b>	50 SX Mini 2017
<b>50 SX Mini 2018</b>	50 SX Mini 2018
<b>50 SX Mini 2019</b>	50 SX Mini 2019
<b>50 SX Mini 2020</b>	50 SX Mini 2020
<b>50 SXS</b>	
<b>50 SXS 2016</b>	50 SXS 2016
<b>50 SXS Mini</b>	
<b>50 SXS Mini 2016</b>	50 SXS Mini 2016
<b>65 SX</b>	
<b>65 SX 2014</b>	65 SX 2014
<b>65 SX 2015</b>	65 SX 2015
<b>65 SX 2016</b>	65 SX 2016
<b>65 SX 2017</b>	65 SX 2017
<b>65 SX 2018</b>	65 SX 2018
<b>65 SX 2019</b>	65 SX 2019

				<b>65 SX 2020</b>
				65 SX 2020
			<b>85 SX</b>	
				<b>85 SX 2014</b>
				85 SX 17/14 2014
				85 SX 19/16 2014
				<b>85 SX 2015</b>
				85 SX 17/14 2015
				85 SX 19/16 2015
				<b>85 SX 2016</b>
				85 SX 17/14 2016
				85 SX 19/16 2016
				<b>85 SX 2017</b>
				85 SX 17/14 2017
				85 SX 19/16 2017
				<b>85 SX 2018</b>
				85 SX 17/14 2018
				85 SX 19/16 2018
				<b>85 SX 2019</b>
				85 SX 17/14 2019
				85 SX 19/16 2019
				<b>85 SX 2020</b>
				85 SX 17/14 2020
				85 SX 19/16 2020
			<b>Mini MX Electro</b>	
			<b>SX-E</b>	
				<b>SX-E 5 2020</b>
				SX-E 5 2020
	<b>MX</b>			
		<b>MX1</b>		
			<b>MX1 2 stroke</b>	
			<b>150 SX</b>	
				<b>150 SX 2014</b>
				150 SX EU 2014
				150 SX US 2014
				<b>150 SX 2015</b>
				150 SX EU 2015
				150 SX US 2015
				<b>150 SX 2016</b>
				150 SX EU 2016
				150 SX US 2016
				<b>150 SX 2017</b>
				150 SX EU 2017
				150 SX US 2017
				<b>150 SX 2018</b>
				150 SX EU 2018
				150 SX US 2018
				<b>150 SX 2019</b>
				150 SX EU 2019
				150 SX US 2019
				<b>150 SX 2020</b>
				150 SX EU 2020
				150 SX US 2020
			<b>250 SX</b>	

**250 SX 2014**

250 SX EU 2014

250 SX US 2014

**250 SX 2015**

250 SX EU 2015

250 SX US 2015

**250 SX 2016**

250 SX EU 2016

250 SX US 2016

**250 SX 2017**

250 SX EU 2017

250 SX US 2017

**250 SX 2018**

250 SX EU 2018

250 SX US 2018

**250 SX 2019**

250 SX EU 2019

250 SX US 2019

**250 SX 2020**

250 SX EU 2020

250 SX US 2020

**MX1 4 stroke****350 SX-F****350 SX-F 2014**

350 SX-F EU 2014

350 SX-F US 2014

**350 SX-F 2015**

350 SX-F EU 2015

350 SX-F US 2015

**350 SX-F 2016**

350 SX-F EU 2016

350 SX-F US 2016

**350 SX-F 2017**

350 SX-F EU 2017

350 SX-F US 2017

**350 SX-F 2018**

350 SX-F EU 2018

350 SX-F US 2018

**350 SX-F 2019**

350 SX-F EU 2019

350 SX-F US 2019

**350 SX-F 2020**

350 SX-F EU 2020

350 SX-F US 2020

**450 SX-F****450 SX-F 2014**

450 SX-F EU 2014

450 SX-F US 2014

450 SX-F Factory Edition US 2014

**450 SX-F 2015**

450 SX-F EU 2015

450 SX-F US 2015

450 SX-F Factory Edition US 2015

**450 SX-F 2016**

450 SX-F EU 2016  
 450 SX-F US 2016  
 450 SX-F Factory Edition US 2016

**450 SX-F 2017**

450 SX-F EU 2017  
 450 SX-F US 2017  
 450 SX-F Factory Edition US 2017

**450 SX-F 2018**

450 SX-F EU 2018  
 450 SX-F US 2018  
 450 SX-F Factory Edition US 2018

**450 SX-F 2019**

450 SX-F EU 2019  
 450 SX-F US 2019  
 450 SX-F FACTORY EDITION US 2019  
 450 SX-F HERLINGS REPLICAS EU 2019

**450 SX-F 2020**

450 SX-F EU 2020  
 450 SX-F US 2020  
 450 SX-F Factory Edition US 2020  
 450 SX-F CAIROLI EU 2020

**MX2**

**MX2 2 stroke**

**125 SX**

**125 SX 2014**

125 SX EU 2014  
 125 SX US 2014

**125 SX 2015**

125 SX EU 2015  
 125 SX US 2015

**125 SX 2016**

125 SX EU 2016  
 125 SX US 2016

**125 SX 2017**

125 SX EU 2017  
 125 SX US 2017

**125 SX 2018**

125 SX EU 2018  
 125 SX US 2018

**125 SX 2019**

125 SX EU 2019  
 125 SX US 2019

**125 SX 2020**

125 SX EU 2020  
 125 SX US 2020

**MX2 4 stroke**

**250 SX-F**

**250 SX-F 2014**

250 SX-F EU 2014  
 250 SX-F US 2014

**250 SX-F 2015**

250 SX-F EU 2015  
 250 SX-F US 2015  
 250 SX-F Factory Edition US 2015

				<b>250 SX-F 2016</b>
				250 SX-F EU 2016
				250 SX-F US 2016
				250 SX-F Factory Edition US 2016
				<b>250 SX-F 2017</b>
				250 SX-F EU 2017
				250 SX-F US 2017
				250 SX-F Factory Edition US 2017
				<b>250 SX-F 2018</b>
				250 SX-F EU 2018
				250 SX-F US 2018
				<b>250 SX-F 2019</b>
				250 SX-F EU 2019
				250 SX-F US 2019
				<b>250 SX-F 2020</b>
				250 SX-F EU 2020
				250 SX-F PRADO EU 2020
				250 SX-F US 2020
	<b>Enduro</b>			
		<b>Enduro E1</b>		
			<b>Enduro E1 2 stroke</b>	
				<b>125 EXC</b>
				<b>125 EXC 2014</b>
				125 EXC EU 2014
				<b>125 EXC 2015</b>
				125 EXC EU 2015
				<b>125 EXC 2016</b>
				125 EXC EU 2016
				<b>125 EXC Six Days</b>
				<b>125 EXC Six Days 2014</b>
				125 EXC Six Days EU 2014
				<b>125 EXC Six Days 2015</b>
				125 EXC Six Days EU 2015
				<b>125 EXC Six Days 2016</b>
				125 EXC Six Days EU 2016
				<b>125 EXC Factory Edition</b>
				<b>125 EXC Factory Edition 2015</b>
				125 EXC Factory Edition EU 2015
			<b>Enduro E1 4 stroke</b>	
				<b>250 EXC-F</b>
				<b>250 EXC-F 2014</b>
				250 EXC-F EU 2014
				250 EXC-F AU 2014
				<b>250 EXC-F 2015</b>
				250 EXC-F EU 2015
				250 EXC-F AU 2015
				250 EXC-F BR 2015
				<b>250 EXC-F 2016</b>
				250 EXC-F EU 2016
				250 EXC-F AU 2016
				250 EXC-F BR 2016
				<b>250 EXC-F 2017</b>
				250 EXC-F EU 2017
				250 EXC-F AU 2017

250 EXC-F US 2017

250 EXC-F BR 2017

**250 EXC-F 2018**

250 EXC-F EU 2018

250 EXC-F AU 2018

250 EXC-F US 2018

250 EXC-F BR 2018

250 EXC-F AR 2018

**250 EXC-F 2019**

250 EXC-F EU 2019

250 EXC-F AU 2019

250 EXC-F US 2019

250 EXC-F BR 2019

250 EXC-F AR 2019

**250 EXC-F 2020**

250 EXC-F EU 2020

250 EXC-F BR 2020

**250 EXC-F Six Days****250 EXC-F Six Days 2014**

250 EXC-F Six Days EU 2014

**250 EXC-F Six Days 2015**

250 EXC-F Six Days EU 2015

**250 EXC-F Six Days 2016**

250 EXC-F Six Days EU 2016

**250 EXC-F Six Days 2017**

250 EXC-F Six Days EU 2017

**250 EXC-F Six Days 2018**

250 EXC-F Six Days EU 2018

**250 EXC-F Six Days 2019**

250 EXC-F Six Days EU 2019

**250 EXC-F Six Days 2020**

250 EXC-F Six Days EU 2020

**250 EXC-F Factory Edition****250 EXC-F Factory Edition 2015**

250 EXC-F Factory Edition EU 2015

**Enduro E2****Enduro E2 2 stroke****150 EXC****150 EXC TPI 2020**

150 EXC TPI EU 2020

**200 EXC****200 EXC 2014**

200 EXC EU 2014

200 EXC AU 2014

**200 EXC 2015**

200 EXC EU 2015

200 EXC AU 2015

**200 EXC 2016**

200 EXC EU 2016

200 EXC AU 2016

**250 EXC****250 EXC 2014**

250 EXC EU 2014

250 EXC AU 2014

**250 EXC 2015**

250 EXC EU 2015

250 EXC AU 2015

**250 EXC 2016**

250 EXC EU 2016

250 EXC AU 2016

**250 EXC 2017**

250 EXC EU 2017

250 EXC AU 2017

**250 EXC 2018**

250 EXC TPI EU 2018

250 EXC AU 2018

**250 EXC 2019**

250 EXC TPI EU 2019

**250 EXC 2020**

250 EXC TPI EU 2020

**250 EXC Six Days****250 EXC Six Days 2014**

250 EXC Six Days EU 2014

**250 EXC Six Days 2015**

250 EXC Six Days EU 2015

**250 EXC Six Days 2016**

250 EXC Six Days EU 2016

**250 EXC Six Days 2017**

250 EXC Six Days EU 2017

**250 EXC Six Days 2018**

250 EXC Six Days TPI EU 2018

**250 EXC Six Days 2019**

250 EXC Six Days TPI EU 2019

**250 EXC Six Days 2020**

250 EXC Six Days TPI EU 2020

**250 EXC Factory Edition****250 EXC Factory Edition 2015**

250 EXC Factory Edition EU 2015

**Enduro E2 4 stroke****350 EXC-F****350 EXC-F 2014**

350 EXC-F EU 2014

350 EXC-F AU 2014

350 EXC-F US 2014

**350 EXC-F 2015**

350 EXC-F EU 2015

350 EXC-F AU 2015

350 EXC-F US 2015

350 EXC-F BR 2015

**350 EXC-F 2016**

350 EXC-F EU 2016

350 EXC-F AU 2016

350 EXC-F US 2016

350 EXC-F BR 2016

**350 EXC-F 2017**

350 EXC-F EU 2017

350 EXC-F AU 2017

350 EXC-F US 2017

350 EXC-F BR 2017

**350 EXC-F 2018**

350 EXC-F EU 2018

350 EXC-F AU 2018

350 EXC-F US 2018

350 EXC-F BR 2018

**350 EXC-F 2019**

350 EXC-F EU 2019

350 EXC-F AU 2019

350 EXC-F US 2019

350 EXC-F BR 2019

**350 EXC-F 2020**

350 EXC-F EU 2020

350 EXC-F US 2020

350 EXC-F BR 2020

**350 EXC-F Six Days****350 EXC-F Six Days 2014**

350 EXC-F Six Days EU 2014

**350 EXC-F Six Days 2015**

350 EXC-F Six Days EU 2015

**350 EXC-F Six Days 2016**

350 EXC-F Six Days EU 2016

**350 EXC-F Six Days 2017**

350 EXC-F Six Days EU 2017

**350 EXC-F Six Days 2018**

350 EXC-F Six Days EU 2018

350 EXC-F Six Days BR 2018

**350 EXC-F Six Days 2019**

350 EXC-F Six Days EU 2019

350 EXC-F Six Days BR 2019

**350 EXC-F Six Days 2020**

350 EXC-F Six Days EU 2020

350 EXC-F Six Days BR 2020

**350 EXC-F Factory Edition****350 EXC-F Factory Edition 2015**

350 EXC-F Factory Edition EU 2015

**450 EXC****450 EXC 2014**

450 EXC EU 2014

450 EXC AU 2014

**450 EXC 2015**

450 EXC EU 2015

450 EXC AU 2015

**450 EXC 2016**

450 EXC EU 2016

450 EXC AU 2016

**450 EXC 2017**

450 EXC-F EU 2017

450 EXC-F AU 2017

**450 EXC 2018**

450 EXC-F EU 2018

450 EXC-F AU 2018

**450 EXC 2019**

450 EXC-F EU 2019



450 EXC-F AU 2019

**450 EXC 2020**

450 EXC-F EU 2020

**450 EXC Six Days****450 EXC Six Days 2014**

450 EXC Six Days EU 2014

**450 EXC Six Days 2015**

450 EXC Six Days EU 2015

**450 EXC Six Days 2016**

450 EXC Six Days EU 2016

**450 EXC Six Days 2017**

450 EXC-F Six Days EU 2017

450 EXC-F Six Days US 2017

**450 EXC Six Days 2018**

450 EXC-F Six Days EU 2018

450 EXC-F Six Days US 2018

**450 EXC Six Days 2019**

450 EXC-F Six Days EU 2019

450 EXC-F Six Days US 2019

**450 EXC Six Days 2020**

450 EXC-F Six Days EU 2020

**450 EXC Factory Edition****450 EXC Factory Edition 2015**

450 EXC Factory Edition EU 2015

**Enduro E3****Enduro E3 2 stroke****300 EXC****300 EXC 2014**

300 EXC EU 2014

300 EXC AU 2014

**300 EXC 2015**

300 EXC EU 2015

300 EXC AU 2015

300 EXC BR 2015

**300 EXC 2016**

300 EXC EU 2016

300 EXC AU 2016

300 EXC BR 2016

**300 EXC 2017**

300 EXC EU 2017

300 EXC AU 2017

300 EXC BR 2017

**300 EXC 2018**

300 EXC TPI EU 2018

300 EXC AU 2018

300 EXC BR 2018

**300 EXC 2019**

300 EXC TPI EU 2019

300 EXC BR 2019

**300 EXC 2020**

300 EXC TPI EU 2020

300 EXC BR 2020

300 EXC TPI ERZBERGRODEO EU 2020

**300 EXC Six Days**

				<b>300 EXC Six Days 2014</b>
				300 EXC Six Days EU 2014
				<b>300 EXC Six Days 2015</b>
				300 EXC Six Days EU 2015
				<b>300 EXC Six Days 2016</b>
				300 EXC Six Days EU 2016
				<b>300 EXC Six Days 2017</b>
				300 EXC Six Days EU 2017
				<b>300 EXC Six Days 2018</b>
				300 EXC Six Days TPI EU 2018
				<b>300 EXC Six Days 2019</b>
				300 EXC Six Days TPI EU 2019
				<b>300 EXC Six Days 2020</b>
				300 EXC Six Days TPI EU 2020
				<b>300 EXC Factory Edition</b>
				<b>300 EXC Factory Edition 2015</b>
				300 EXC Factory Edition EU 2015
			<b>Enduro E3 4 stroke</b>	
			<b>500 EXC</b>	
				<b>500 EXC 2014</b>
				500 EXC EU 2014
				500 EXC AU 2014
				500 EXC US 2014
				<b>500 EXC 2015</b>
				500 EXC EU 2015
				500 EXC AU 2015
				500 EXC US 2015
				<b>500 EXC 2016</b>
				500 EXC EU 2016
				500 EXC AU 2016
				500 EXC US 2016
				<b>500 EXC 2017</b>
				500 EXC-F EU 2017
				500 EXC-F AU 2017
				500 EXC-F US 2017
				<b>500 EXC 2018</b>
				500 EXC-F EU 2018
				500 EXC-F AU 2018
				500 EXC-F US 2018
				<b>500 EXC 2019</b>
				500 EXC-F EU 2019
				500 EXC-F AU 2019
				500 EXC-F US 2019
				<b>500 EXC 2020</b>
				500 EXC-F EU 2020
				500 EXC-F US 2020
				<b>500 EXC Six Days</b>
				<b>500 EXC Six Days 2014</b>
				500 EXC Six Days EU 2014
				<b>500 EXC Six Days 2015</b>
				500 EXC Six Days EU 2015
				<b>500 EXC Six Days 2016</b>
				500 EXC Six Days EU 2016
				500 EXC Six Days US 2016

**500 EXC Six Days 2017**

500 EXC-F Six Days EU 2017

**500 EXC Six Days 2018**

500 EXC-F Six Days EU 2018

**500 EXC Six Days 2019**

500 EXC-F Six Days EU 2019

**500 EXC Six Days 2020**

500 EXC-F Six Days EU 2020

500 EXC-F Six Days US 2020

**Rally****Rally 4 stroke****450 Rally****450 Rally 2014**

450 RALLY Factory Replica 2014

**450 Rally 2015**

450 RALLY Factory Replica 2015

**450 Rally 2016**

450 RALLY Factory Replica 2016

**450 Rally 2017**

450 RALLY Factory Replica 2017

450 RALLY Factory Replica US 2017

**450 Rally 2019**

450 RALLY Factory Replica 2019

**450 Rally 2020**

450 RALLY Factory Replica 2020

**Freeride****Freeride Dual Sport****Freeride Dual Sport 2 stroke****Freeride 250 R****Freeride 250 R 2014**

Freeride 250 R EU 2014

Freeride 250 R AU 2014

**Freeride 250 R 2015**

Freeride 250 R EU 2015

Freeride 250 R AU 2015

Freeride 250 R US 2015

**Freeride 250 R 2016**

Freeride 250 R EU 2016

Freeride 250 R AU 2016

Freeride 250 R US 2016

**Freeride 250 R 2017**

Freeride 250 R EU 2017

Freeride 250 R US 2017

**Freeride Dual Sport 4 stroke****Freeride 250 F****Freeride 250 F 2018**

Freeride 250 F EU 2018

**Freeride 250 F 2019**

Freeride 250 F EU 2019

**Freeride 250 F 2020**

Freeride 250 F EU 2020

**Freeride 350****Freeride 350 2014**

Freeride 350 EU 2014

Freeride 350 AU 2014

**Freeride 350 2015**

Freeride 350 EU 2015

Freeride 350 AU 2015

**Freeride 350 2016**

Freeride 350 EU 2016

Freeride 350 AU 2016

**Freeride 350 2017**

Freeride 350 EU 2017

Freeride 350 AU 2017

**Freeride E-Ride****Freeride E-Ride Electro****Freeride E-SX****Freeride E-SX 2014**

Freeride E-SX EU 2014

**Freeride E-SX 2015**

Freeride E-SX EU 2015

**Freeride E-SX 2016**

Freeride E-SX EU 2016

**Freeride E-XC****Freeride E-XC 2015**

Freeride E-XC EU 2015

**Freeride E-XC 2016**

Freeride E-XC EU 2016

**Freeride E-XC 2017**

Freeride E-XC EU 2017

**Freeride E-XC 2018**

Freeride E-XC EU 2018

Freeride E-XC NG EU 2018

**Freeride E-XC 2019**

Freeride E-XC EU 2019

**Freeride E-XC 2020**

Freeride E-XC EU 2020

**Cross Country****Cross Country E1****Cross Country E1 2 stroke****125 XC-W****125 XC-W 2017**

125 XC-W EU 2017

**125 XC-W 2018**

125 XC-W EU 2018

**125 XC-W 2019**

125 XC-W EU 2019

**150 XC****150 XC 2014**

150 XC US 2014

**150 XC-W****150 XC-W 2017**

150 XC-W US 2017

**150 XC-W 2018**

150 XC-W US 2018

**150 XC-W 2019**

150 XC-W US 2019

**150 XC-W 2020**

150 XC-W TPI US 2020

**Cross Country E1 4 stroke****250 XC-F****250 XC-F 2014**

250 XC-F US 2014

**250 XC-F 2015**

250 XC-F US 2015

**250 XC-F 2016**

250 XC-F US 2016

**250 XC-F 2017**

250 XC-F US 2017

**250 XC-F 2018**

250 XC-F US 2018

**250 XC-F 2019**

250 XC-F US 2019

**250 XC-F 2020**

250 XC-F US 2020

**250 XCF-W****250 XCF-W 2014**

250 XCF-W US 2014

**250 XCF-W 2015**

250 XCF-W US 2015

**250 XCF-W 2016**

250 XCF-W US 2016

**Cross Country E2****Cross Country E2 2 stroke****200 XC-W****200 XC-W 2014**

200 XC-W US 2014

**200 XC-W 2015**

200 XC-W US 2015

**200 XC-W 2016**

200 XC-W US 2016

**250 XC-W****250 XC-W 2014**

250 XC-W US 2014

**250 XC-W 2015**

250 XC-W US 2015

**250 XC-W 2016**

250 XC-W US 2016

**250 XC-W 2017**

250 XC-W US 2017

**250 XC-W 2018**

250 XC-W US 2018

250 XC-W TPI US 2018

**250 XC-W 2019**

250 XC-W TPI US 2019

**250 XC-W 2020**

250 XC-W TPI US 2020

**250 XC****250 XC 2014**

250 XC US/EU 2014

**250 XC 2015**

250 XC US/EU 2015

**250 XC 2016**

250 XC US/EU 2016

**250 XC 2017**

250 XC US 2017

**250 XC 2018**

250 XC US 2018

**250 XC 2019**

250 XC US 2019

**250 XC 2020**

250 XC TPI US 2020

**Cross Country E2 4 stroke****350 XC-F****350 XC-F 2014**

350 XC-F US 2014

**350 XC-F 2015**

350 XC-F US 2015

**350 XC-F 2016**

350 XC-F US 2016

**350 XC-F 2017**

350 XC-F US 2017

**350 XC-F 2018**

350 XC-F US 2018

**350 XC-F 2019**

350 XC-F US 2019

**350 XC-F 2020**

350 XC-F US 2020

**350 XCF-W****350 XCF-W 2014**

350 XCF-W US 2014

**350 XCF-W 2015**

350 XCF-W US 2015

**350 XCF-W 2016**

350 XCF-W US 2016

**350 XCF-W 2020**

350 XCF-W US 2020

**350 XCF-W Six Days****350 XCF-W Six Days 2014**

350 XCF-W Six Days US 2014

**350 XCF-W Six Days 2015**

350 XCF-W Six Days US 2015

**350 XCF-W Six Days 2016**

350 XCF-W Six Days US 2016

**450 XC-F****450 XC-F 2014**

450 XC-F US 2014

**450 XC-F 2015**

450 XC-F US 2015

**450 XC-F 2016**

450 XC-F US 2016

**450 XC-F 2017**

450 XC-F US 2017

**450 XC-F 2018**

450 XC-F US 2018

**450 XC-F 2019**

				450 XC-F US 2019
			<b>450 XC-F 2020</b>	
				450 XC-F US 2020
		<b>450 XC-W</b>		
			<b>450 XC-W 2014</b>	
				450 XC-W US 2014
			<b>450 XC-W 2015</b>	
				450 XC-W US 2015
			<b>450 XC-W 2016</b>	
				450 XC-W US 2016
		<b>Cross Country E3</b>		
			<b>Cross Country E3 2 stroke</b>	
			<b>300 XC</b>	
			<b>300 XC 2014</b>	
				300 XC US/EU 2014
			<b>300 XC 2015</b>	
				300 XC US/EU 2015
			<b>300 XC 2016</b>	
				300 XC US/EU 2016
			<b>300 XC 2017</b>	
				300 XC US 2017
			<b>300 XC 2018</b>	
				300 XC US 2018
			<b>300 XC 2019</b>	
				300 XC US 2019
			<b>300 XC 2020</b>	
				300 XC TPI US 2020
			<b>300 XC-W</b>	
			<b>300 XC-W 2014</b>	
				300 XC-W US 2014
			<b>300 XC-W 2015</b>	
				300 XC-W US 2015
			<b>300 XC-W 2016</b>	
				300 XC-W US 2016
			<b>300 XC-W 2017</b>	
				300 XC-W US 2017
			<b>300 XC-W 2018</b>	
				300 XC-W US 2018
			<b>300 XC-W 2019</b>	
				300 XC-W TPI US 2019
			<b>300 XC-W 2020</b>	
				300 XC-W TPI US 2020
				300 XC-W TPI ERZBERGRODEO US 2020
			<b>300 XC-W Six Days</b>	
			<b>300 XC-W Six Days 2014</b>	
				300 XC-W Six Days US 2014
			<b>300 XC-W Six Days 2015</b>	
				300 XC-W Six Days US 2015
			<b>300 XC-W Six Days 2016</b>	
				300 XC-W Six Days US 2016
			<b>300 XC-W Six Days 2017</b>	
				300 XC-W Six Days US 2017
			<b>300 XC-W Six Days 2018</b>	
				300 XC-W Six Days US 2018

				<b>300 XC-W Six Days 2019</b>
				300 XC-W Six Days TPI US 2019
				<b>300 XC-W Six Days 2020</b>
				300 XC-W Six Days TPI US 2020
			<b>Cross Country E3 4 stroke</b>	
			<b>500 XC-W</b>	
			<b>500 XC-W 2014</b>	
				500 XC-W US 2014
			<b>500 XC-W 2015</b>	
				500 XC-W US 2015
			<b>500 XC-W 2016</b>	
				500 XC-W US 2016
			<b>500 XC-W 2020</b>	
				500 XCF-W US 2020
	<b>Street</b>			
		<b>Supermoto</b>		
			<b>Supermoto Competition</b>	
			<b>Supermoto Competition 4 stroke</b>	
			<b>450 SMR</b>	
			<b>450 SMR 2014</b>	
				450 SMR 2014
			<b>Supermoto / Dual Sport</b>	
			<b>Supermoto / Dual Sport SM Mid</b>	
			<b>690 SMC R</b>	
			<b>690 SMC R 2014</b>	
				690 SMC R EU 2014
				690 SMC R AU 2014
			<b>690 SMC R 2015</b>	
				690 SMC R EU 2015
			<b>690 SMC R 2016</b>	
				690 SMC R EU 2016
				690 SMC R AU 2016
			<b>690 SMC R 2017</b>	
				690 SMC R EU 2017
			<b>690 SMC R 2019</b>	
				690 SMC R EU 2019
				690 SMC R US 2019
			<b>690 SMC R 2020</b>	
				690 SMC R EU 2020
				690 SMC R US 2020
			<b>Supermoto E-Ride</b>	
			<b>Supermoto E-Ride Electro</b>	
			<b>Freeride E-SM</b>	
			<b>Freeride E-SM 2015</b>	
				Freeride E-SM EU 2015
			<b>Freeride E-SM 2016</b>	
				Freeride E-SM EU 2016
	<b>Travel</b>			
		<b>Travel Enduro</b>		
			<b>Travel Mid</b>	
			<b>790 Adventure R</b>	
			<b>790 Adventure R 2019</b>	
				790 Adventure R EU 2019
				790 Adventure R US 2019



**790 Adventure R 2020**

790 Adventure R EU 2020  
 790 Adventure R US 2020  
 790 Adventure R ASEAN 2020  
 790 Adventure R CN 2020  
 790 Adventure R PH 2020

**790 Adventure S****790 Adventure S 2019**

790 Adventure EU 2019  
 790 Adventure US 2019

**790 Adventure S 2020**

790 Adventure EU 2020  
 790 Adventure US 2020  
 790 Adventure ASEAN 2020  
 790 Adventure CN 2020  
 790 Adventure IN 2020  
 790 Adventure PH 2020

**790 Adventure R Rally****790 Adventure R Rally 2020**

790 Adventure R Rally EU 2020  
 790 Adventure R Rally US 2020

**Travel Big****1050 Adventure****1050 Adventure 2015**

1050 Adventure EU 2015  
 1050 Adventure AU 2015

**1050 Adventure 2016**

1050 Adventure EU 2016  
 1050 Adventure AU 2016  
 1050 Adventure MY 2016

**1090 Adventure****1090 Adventure 2017**

1090 Adventure EU 2017  
 1090 Adventure L EU 2017  
 1090 Adventure CN 2017

**1090 Adventure 2018**

1090 Adventure EU 2018  
 1090 Adventure L EU 2018  
 1090 Adventure CN 2018

**1090 Adventure R****1090 Adventure R 2017**

1090 Adventure R EU 2017  
 1090 Adventure R US 2017

**1090 Adventure R 2018**

1090 Adventure R EU 2018  
 1090 Adventure R US 2018  
 1090 Adventure R CN 2018

**1090 Adventure R 2019**

1090 Adventure R EU 2019  
 1090 Adventure R US 2019

**1090 Adventure S****1090 Adventure S 2019**

1090 Adventure S EU 2019  
 1090 Adventure L EU 2019

**1190 Adventure****1190 Adventure 2014**

1190 Adventure EU 2014  
 1190 Adventure FR 2014  
 1190 Adventure AU 2014  
 1190 Adventure JP 2014  
 1190 Adventure US 2014  
 1190 Adventure CN 2014

**1190 Adventure 2015**

1190 Adventure EU 2015  
 1190 Adventure FR 2015  
 1190 Adventure AU 2015  
 1190 Adventure JP 2015  
 1190 Adventure US 2015  
 1190 Adventure BR 2015  
 1190 Adventure CN 2015

**1190 Adventure 2016**

1190 Adventure EU 2016  
 1190 Adventure FR 2016  
 1190 Adventure AU 2016  
 1190 Adventure JP 2016  
 1190 Adventure US 2016  
 1190 Adventure CN 2016

**1190 Adventure R****1190 Adventure R 2014**

1190 Adventure R EU 2014  
 1190 Adventure R FR 2014  
 1190 Adventure R AU 2014  
 1190 Adventure R JP 2014  
 1190 Adventure R US 2014  
 1190 Adventure R CN 2014

**1190 Adventure R 2015**

1190 Adventure R EU 2015  
 1190 Adventure R FR 2015  
 1190 Adventure R AU 2015  
 1190 Adventure R JP 2015  
 1190 Adventure R US 2015  
 1190 Adventure R CN 2015

**1190 Adventure R 2016**

1190 Adventure R EU 2016  
 1190 Adventure R FR 2016  
 1190 Adventure R AU 2016  
 1190 Adventure R JP 2016  
 1190 Adventure R US 2016

**1290 Super Adventure****1290 Super Adventure 2015**

1290 Super Adventure EU 2015  
 1290 Super Adventure FR 2015  
 1290 Super Adventure AU 2015  
 1290 Super Adventure JP 2015  
 1290 Super Adventure US 2015  
 1290 Super Adventure CN 2015

**1290 Super Adventure 2016**

1290 Super Adventure EU 2016

1290 Super Adventure FR 2016  
 1290 Super Adventure AU 2016  
 1290 Super Adventure JP 2016  
 1290 Super Adventure US 2016  
 1290 Super Adventure CN 2016

**1290 Super Adventure T****1290 Super Adventure T 2017**

1290 Super Adventure T EU 2017  
 1290 Super Adventure T US 2017

**1290 Super Adventure S****1290 Super Adventure S 2017**

1290 Super Adventure S EU 2017  
 1290 Super Adventure S AU 2017  
 1290 Super Adventure S JP 2017  
 1290 Super Adventure S CN 2017

**1290 Super Adventure S 2018**

1290 Super Adventure S EU 2018  
 1290 Super Adventure S US 2018  
 1290 Super Adventure S JP 2018  
 1290 Super Adventure S CN 2018

**1290 Super Adventure S 2019**

1290 Super Adventure S EU 2019  
 1290 Super Adventure S US 2019  
 1290 Super Adventure S JP 2019  
 1290 Super Adventure S CN 2019

**1290 Super Adventure S 2020**

1290 Super Adventure S EU 2020  
 1290 Super Adventure S US 2020  
 1290 Super Adventure S CN 2020

**1290 Super Adventure R****1290 Super Adventure R 2017**

1290 Super Adventure R EU 2017  
 1290 Super Adventure R TKC EU 2017  
 1290 Super Adventure R TKC AU 2017  
 1290 Super Adventure R TKC JP 2017  
 1290 Super Adventure R TKC US 2017

**1290 Super Adventure R 2018**

1290 Super Adventure R EU 2018  
 1290 Super Adventure R TKC EU 2018  
 1290 Super Adventure R TKC CN 2018  
 1290 Super Adventure R TKC JP 2018  
 1290 Super Adventure R TKC US 2018

**1290 Super Adventure R 2019**

1290 Super Adventure R EU 2019  
 1290 Super Adventure R TKC EU 2019  
 1290 Super Adventure R TKC CN 2019  
 1290 Super Adventure R TKC JP 2019  
 1290 Super Adventure R TKC US 2019

**1290 Super Adventure R 2020**

1290 Super Adventure R EU 2020  
 1290 Super Adventure R TKC EU 2020  
 1290 Super Adventure R TKC CN 2020  
 1290 Super Adventure R TKC US 2020

**250 Adventure****250 Adventure 2020**

250 Adventure AR 2020  
 250 Adventure B.D. ASEAN 2020  
 250 Adventure B.D. AU 2020  
 250 Adventure CKD BR 2020  
 250 Adventure CN 2020  
 250 Adventure CKD CN 2020  
 250 Adventure CKD CO 2020  
 250 Adventure B.D. EU 2020  
 250 Adventure B.D. 2 EU 2020  
 250 Adventure B.D. JP 2020  
 250 Adventure CKD MY 2020  
 250 Adventure CKD PH 2020  
 250 Adventure CKD TH 2020  
 250 Adventure US 2020

**390 Adventure****390 Adventure 2020**

390 Adventure AR 2020  
 390 Adventure AU 2020  
 390 Adventure BR 2020  
 390 Adventure CN 2020  
 390 Adventure CO 2020  
 390 Adventure EU 2020  
 390 Adventure B.D. EU 2020  
 390 Adventure B.D. 2 EU 2020  
 390 Adventure JP 2020  
 390 Adventure MY 2020  
 390 Adventure PH 2020  
 390 Adventure TH 2020  
 390 Adventure US 2020

**Dual Sport Enduro****Dual Sport Enduro Mid****690 Enduro R****690 Enduro R 2014**

690 Enduro R EU 2014  
 690 Enduro R AU 2014  
 690 Enduro R US 2014

**690 Enduro R 2015**

690 Enduro R EU 2015  
 690 Enduro R AU 2015  
 690 Enduro R US 2015

**690 Enduro R 2016**

690 Enduro R EU 2016  
 690 Enduro R AU 2016  
 690 Enduro R US 2016

**690 Enduro R 2017**

690 Enduro R EU 2017  
 690 Enduro R US 2017

**690 Enduro R 2018**

690 Enduro R EU 2018  
 690 Enduro R US 2018

**690 Enduro R 2019**

690 Enduro R EU 2019

				690 Enduro R US 2019
				<b>690 Enduro R 2020</b>
				690 Enduro R EU 2020
				690 Enduro R US 2020
		<b>Naked Bike</b>		
			<b>Naked Bike Naked</b>	
			<b>Naked Small</b>	
			<b>125 Duke</b>	
				<b>125 Duke 2014</b>
				125 Duke EU 2014
				<b>125 Duke 2015</b>
				125 Duke EU 2015
				<b>125 Duke 2016</b>
				125 Duke EU 2016
				<b>125 Duke 2017</b>
				125 Duke EU 2017
				<b>125 Duke 2018</b>
				125 Duke EU 2018
				125 Duke B.D. EU 2018
				<b>125 Duke 2019</b>
				125 Duke EU 2019
				125 Duke B.D. EU 2019
				<b>125 Duke 2020</b>
				125 Duke EU 2020
				125 Duke B.D. EU 2020
			<b>200 Duke</b>	
				<b>200 Duke 2014</b>
				200 Duke EU 2014
				200 Duke AR 2014
				200 Duke ASIA 2014
				200 Duke CN 2014
				200 Duke 2015 CO 2014
				200 Duke MY 2014
				<b>200 Duke 2015</b>
				200 Duke EU 2015
				200 Duke AR 2015
				200 Duke ASIA 2015
				200 Duke BR 2015
				200 Duke CN 2015
				200 Duke 2016 CO 2015
				200 Duke MY 2015
				200 Duke TH 2015
				<b>200 Duke 2016</b>
				200 Duke EU 2016
				200 Duke AR 2016
				200 Duke ASEAN 2016
				200 Duke 2017 BR 2016
				200 Duke CN 2016
				200 Duke 2017 CO 2016
				200 Duke MY 2016
				200 Duke TH 2016
				<b>200 Duke 2017</b>
				200 Duke EU 2017
				200 Duke AR 2017

200 Duke BR 2017  
200 Duke CN 2017  
200 Duke 2018 CO 2017  
200 Duke MY 2017  
200 Duke PH 2017  
200 Duke TH 2017

**200 Duke 2018**

200 Duke EU 2018  
200 Duke B.D. EU 2018  
200 Duke AR 2018  
200 Duke BR 2018  
200 Duke CO 2018  
200 Duke MY 2018  
200 Duke PH 2018  
200 Duke TH 2018

**200 Duke 2019**

200 Duke EU 2019  
200 Duke B.D. EU 2019  
200 Duke B.D. ASEAN EU 2019  
200 Duke AR 2019  
200 Duke B.D. AR 2019  
200 Duke BR 2019  
200 Duke B.D. BR 2019  
200 Duke CO 2019  
200 Duke B.D. CO 2019  
200 Duke MY 2019  
200 Duke PH 2019  
200 Duke TH 2019

**200 Duke 2020**

200 Duke AR 2020  
200 Duke B.D. AR 2020  
200 Duke ASEAN 2020  
200 Duke BR 2020  
200 Duke B.D. BR 2020  
200 Duke CO 2020  
200 Duke B.D. CO 2020  
200 Duke EU 2020  
200 Duke B.D. EU 2020  
200 Duke B.D. 2 EU 2020  
200 Duke MY 2020  
200 Duke B.D. MY 2020  
200 Duke PH 2020  
200 Duke B.D. PH 2020  
200 Duke AR 2020  
200 Duke B.D. ASEAN 2020  
200 Duke ASEAN 2020  
200 Duke BR 2020  
200 Duke CO 2020  
200 Duke EU 2020  
200 Duke B.D. EU 2020  
200 Duke MY 2020  
200 Duke PH 2020  
200 Duke TH 2020  
200 Duke US 2020

## 250 Duke

**250 Duke 2015**

250 Duke EU 2015  
250 Duke MY 2015

**250 Duke 2016**

250 Duke EU 2016  
250 Duke JP 2016  
250 Duke MY 2016  
250 Duke TH 2016

**250 Duke 2017**

250 Duke EU 2017  
250 Duke JP 2017  
250 Duke AR 2017  
250 Duke BR 2017  
250 Duke 2018 CO 2017  
250 Duke MY 2017  
250 Duke PH 2017  
250 Duke TH 2017

**250 Duke 2018**

250 Duke EU 2018  
250 Duke B.D. EU 2018  
250 Duke JP 2018  
250 Duke AR 2018  
250 Duke BR 2018  
250 Duke CO 2018  
250 Duke MY 2018  
250 Duke PH 2018  
250 Duke TH 2018  
250 Duke CN 2018

**250 Duke 2019**

250 Duke B.D. EU 2019  
250 Duke B.D. 2 EU 2019  
250 Duke B.D. ASEAN EU 2019  
250 Duke B.D. ASEAN 2 EU 2019  
250 Duke JP 2019  
250 Duke AR 2019  
250 Duke CO 2019  
250 Duke MY 2019  
250 Duke PH 2019  
250 Duke TH 2019  
250 Duke CN 2019

**250 Duke 2020**

250 Duke B.D. EU 2020  
250 Duke B.D. 2 EU 2020  
250 Duke B.D 3 EU 2020  
250 Duke B.D. 4 EU 2020  
250 Duke B.D. ASEAN 2020  
250 Duke B.D. 2 ASEAN 2020  
250 Duke B.D. 3 ASEAN 2020  
250 Duke B.D. 4 ASEAN 2020  
250 Duke JP 2020  
250 Duke AR 2020  
250 Duke CO 2020  
250 Duke MY 2020

250 Duke PH 2020  
250 Duke TH 2020  
250 Duke CN 2020  
250 Duke BR 2020

**390 Duke****390 Duke 2014**

390 Duke EU 2014  
390 Duke AU 2014  
390 Duke JP 2014  
390 Duke US 2014  
390 Duke AR 2014  
390 Duke ASIA 2014  
390 Duke CN 2014  
390 Duke 2015 CO 2014  
390 Duke MY 2014

**390 Duke 2015**

390 Duke EU 2015  
390 Duke AU 2015  
390 Duke JP 2015  
390 Duke US 2015  
390 Duke AR 2015  
390 Duke ASIA 2015  
390 Duke BR 2015  
390 Duke CN 2015  
390 Duke 2016 CO 2015  
390 Duke MY 2015  
390 Duke TH 2015

**390 Duke 2016**

390 Duke EU 2016  
390 Duke AU 2016  
390 Duke JP 2016  
390 Duke US 2016  
390 Duke AR 2016  
390 Duke ASIA 2016  
390 Duke 2017 BR 2016  
390 Duke 2017 CO 2016  
390 Duke TH 2016

**390 Duke 2017**

390 Duke EU 2017  
390 Duke AU 2017  
390 Duke JP 2017  
390 Duke US 2017  
390 Duke AR 2017  
390 Duke BR 2017  
390 Duke 2018 CO 2017  
390 Duke MY 2017  
390 Duke PH 2017

**390 Duke 2018**

390 Duke EU 2018  
390 Duke B.D. EU 2018  
390 Duke AU 2018  
390 Duke JP 2018  
390 Duke US 2018  
390 Duke AR 2018



					390 Duke BR 2018
					390 Duke CO 2018
					390 Duke MY 2018
					390 Duke PH 2018
					390 Duke TH 2018
					390 Duke CN 2018
					<b>390 Duke 2019</b>
					390 Duke EU 2019
					390 Duke B.D. EU 2019
					390 Duke AU 2019
					390 Duke JP 2019
					390 Duke US 2019
					390 Duke AR 2019
					390 Duke BR 2019
					390 Duke CO 2019
					390 Duke MY 2019
					390 Duke PH 2019
					390 Duke TH 2019
					390 Duke CN 2019
					<b>390 Duke 2020</b>
					390 Duke EU 2020
					390 Duke B.D. EU 2020
					390 Duke B.D. 2 EU 2020
					390 Duke AU 2020
					390 Duke JP 2020
					390 Duke US 2020
					390 Duke AR 2020
					390 Duke BR 2020
					390 Duke CO 2020
					390 Duke MY 2020
					390 Duke PH 2020
					390 Duke TH 2020
					390 Duke CN 2020
					<b>Naked Mid</b>
					<b>690 Duke</b>
					<b>690 Duke 2014</b>
					690 Duke EU 2014
					690 Duke AU 2014
					690 Duke US 2014
					<b>690 Duke 2015</b>
					690 Duke EU 2015
					690 Duke US 2015
					690 Duke CN 2015
					<b>690 Duke 2016</b>
					690 Duke EU 2016
					690 Duke US 2016
					690 Duke CN 2016
					<b>690 Duke 2017</b>
					690 Duke EU 2017
					690 Duke US 2017
					690 Duke CN 2017
					<b>690 Duke 2018</b>
					690 Duke EU 2018
					690 Duke US 2018

				<b>690 Duke 2019</b>
				690 Duke EU 2019
			<b>690 Duke R</b>	
				<b>690 Duke R 2014</b>
				690 Duke R EU 2014
				690 Duke R AU 2014
				690 Duke R MY 2014
				<b>690 Duke R 2015</b>
				690 Duke R EU 2015
				690 Duke R AU 2015
				<b>690 Duke R 2016</b>
				690 Duke R EU 2016
				690 Duke R AU 2016
				<b>690 Duke R 2017</b>
				690 Duke R EU 2017
			<b>790 Duke</b>	
				<b>790 Duke 2018</b>
				790 Duke EU 2018
				790 Duke L EU 2018
				<b>790 Duke 2019</b>
				790 Duke EU 2019
				790 Duke L EU 2019
				790 Duke US 2019
				790 Duke CN 2019
				<b>790 Duke 2020</b>
				790 Duke EU 2020
				790 Duke L EU 2020
				790 Duke US 2020
				790 Duke CN 2020
				790 Duke CKD CN 2020
				790 Duke ASEAN 2020
				790 Duke IN 2020
				790 Duke PH 2020
			<b>890 Duke R</b>	
				<b>890 Duke R 2020</b>
				890 Duke R EU 2020
				890 Duke R US 2020
			<b>Naked Big</b>	
				<b>1290 Super Duke R</b>
				<b>1290 Super Duke R 2014</b>
				1290 Super Duke R EU 2014
				1290 Super Duke R FR 2014
				1290 Super Duke R AU 2014
				1290 Super Duke R US 2014
				<b>1290 Super Duke R 2015</b>
				1290 Super Duke R EU 2015
				1290 Super Duke R FR 2015
				1290 Super Duke R AU 2015
				1290 Super Duke R US 2015
				1290 Super Duke R CN 2015
				<b>1290 Super Duke R 2016</b>
				1290 Super Duke R EU 2016
				1290 Super Duke R FR 2016
				1290 Super Duke R AU 2016

1290 Super Duke R US 2016

1290 Super Duke R CN 2016

**1290 Super Duke R 2017**

1290 Super Duke R EU 2017

1290 Super Duke R AU 2017

1290 Super Duke R JP 2017

1290 Super Duke R US 2017

**1290 Super Duke R 2018**

1290 Super Duke R EU 2018

1290 Super Duke R JP 2018

1290 Super Duke R US 2018

**1290 Super Duke R 2019**

1290 Super Duke R EU 2019

1290 Super Duke R JP 2019

1290 Super Duke R US 2019

**1290 Super Duke R 2020**

1290 Super Duke R EU 2020

1290 Super Duke R JP 2020

1290 Super Duke R US 2020

**1290 Super Duke R Special Edition****1290 Super Duke R Special Edition 2016**

1290 Super Duke R Special Edition EU 2016

1290 Super Duke R Special Edition FR 2016

1290 Super Duke R Special Edition AU 2016

1290 Super Duke R Special Edition US 2016

**Sport Bike****Super Bike****Super Bike Small****RC 125****RC 125 2014**

RC 125 EU 2014

**RC 125 2015**

RC 125 EU 2015

**RC 125 2016**

RC 125 EU 2016

**RC 125 2017**

RC 125 EU 2017

**RC 125 2018**

RC 125 EU 2018

**RC 125 2019**

RC 125 EU 2019

**RC 125 2020**

RC 125 EU 2020

**RC 200****RC 200 2014**

RC 200 EU 2014

RC 200 ASIA 2014

RC 200 MY 2014

**RC 200 2015**

RC 200 EU 2015

RC 200 ASIA 2015

RC 200 2016 CO 2015

RC 200 MY 2015

RC 200 TH 2015

**RC 200 2016**

RC 200 EU 2016  
 RC 200 AR 2016  
 RC 200 ASIA 2016  
 RC 200 2017 CO 2016  
 RC 200 MY 2016  
 RC 200 TH 2016

**RC 200 2017**

RC 200 EU 2017  
 RC 200 AR 2017  
 RC 200 2018 CO 2017  
 RC 200 MY 2017  
 RC 200 PH 2017  
 RC 200 TH 2017

**RC 200 2018**

RC 200 EU 2018  
 RC 200 AR 2018  
 RC 200 CO 2018  
 RC 200 MY 2018  
 RC 200 PH 2018  
 RC 200 TH 2018

**RC 200 2019**

RC 200 EU 2019  
 RC 200 AR 2019  
 RC 200 CO 2019  
 RC 200 MY 2019  
 RC 200 PH 2019  
 RC 200 TH 2019

**RC 200 2020**

RC 200 EU 2020  
 RC 200 AR 2020  
 RC 200 CO 2020  
 RC 200 MY 2020  
 RC 200 PH 2020  
 RC 200 TH 2020

**RC 250****RC 250 2015**

RC 250 EU 2015  
 RC 250 MY 2015

**RC 250 2016**

RC 250 EU 2016  
 RC 250 JP 2016  
 RC 250 MY 2016  
 RC 250 TH 2016

**RC 250 2017**

RC 250 EU 2017  
 RC 250 JP 2017  
 RC 250 MY 2017

**RC 390****RC 390 2014**

RC 390 EU 2014  
 RC 390 AU 2014  
 RC 390 JP 2014  
 RC 390 US 2014

RC 390 ASIA 2014

RC 390 MY 2014

**RC 390 2015**

RC 390 EU 2015

RC 390 AU 2015

RC 390 JP 2015

RC 390 US 2015

RC 390 ASIA 2015

RC 390 CN 2015

RC 390 2016 CO 2015

RC 390 MY 2015

RC 390 TH 2015

**RC 390 2016**

RC 390 EU 2016

RC 390 EU 2016

RC 390 ADAC CUP EU 2016

RC 390 AU 2016

RC 390 JP 2016

RC 390 US 2016

RC 390 CUP US 2016

RC 390 ASIA 2016

RC 390 CN 2016

RC 390 2017 CO 2016

RC 390 MY 2016

RC 390 TH 2016

RC 390 TH 2016

**RC 390 2017**

RC 390 EU 2017

RC 390 AU 2017

RC 390 JP 2017

RC 390 US 2017

RC 390 AR 2017

RC 390 CN 2017

RC 390 2018 CO 2017

RC 390 MY 2017

RC 390 PH 2017

RC 390 TH 2017

**RC 390 2018**

RC 390 EU 2018

RC 390 AU 2018

RC 390 JP 2018

RC 390 US 2018

RC 390 AR 2018

RC 390 CN 2018

RC 390 CO 2018

RC 390 MY 2018

RC 390 PH 2018

RC 390 TH 2018

RC 390 R EU 2018

RC 390 R US 2018

**RC 390 2019**

RC 390 EU 2019

RC 390 AU 2019

RC 390 JP 2019

RC 390 US 2019  
 RC 390 AR 2019  
 RC 390 CN 2019  
 RC 390 MY 2019  
 RC 390 PH 2019  
 RC 390 TH 2019  
 RC 390 R EU 2019  
 RC 390 R US 2019

**RC 390 2020**

RC 390 EU 2020  
 RC 390 B.D. EU 2020  
 RC 390 AU 2020  
 RC 390 JP 2020  
 RC 390 US 2020  
 RC 390 AR 2020  
 RC 390 CN 2020  
 RC 390 CO 2020  
 RC 390 MY 2020  
 RC 390 PH 2020  
 RC 390 TH 2020

**Super Bike Big****1190 RC8 R****1190 RC8 R 2014**

1190 RC8 R EU/GB 2014  
 1190 RC8 R FR 2014  
 1190 RC8 R JP 2014  
 1190 RC8 R US 2014

**1190 RC8 R 2015**

1190 RC8 R EU/GB 2015  
 1190 RC8 R FR 2015  
 1190 RC8 R JP 2015  
 1190 RC8 R US 2015

**Touring****Sports Tourer****Sports Tourer Big****1290 Super Duke GT****1290 Super Duke GT 2016**

1290 Super Duke GT EU 2016  
 1290 Super Duke GT AU 2016  
 1290 Super Duke GT JP 2016  
 1290 Super Duke GT US 2016

**1290 Super Duke GT 2017**

1290 Super Duke GT EU 2017  
 1290 Super Duke GT JP 2017  
 1290 Super Duke GT US 2017  
 1290 Super Duke GT CN 2017

**1290 Super Duke GT 2018**

1290 Super Duke GT EU 2018  
 1290 Super Duke GT JP 2018  
 1290 Super Duke GT US 2018  
 1290 Super Duke GT CN 2018

**1290 Super Duke GT 2019**

1290 Super Duke GT EU 2019  
 1290 Super Duke GT JP 2019





3206267en

01.12.2020

